

THE GRANITE STATE POLL

**SUPPORT FOR NEW HAMPSHIRE
PASSENGER RAIL SERVICE SURVEY**

PROJECT REPORT FOR



NASHUA REGIONAL PLANNING COMMISSION

Prepared by:

Tracy A. Fowler, M.A.
Andrew E. Smith, Ph.D.

The Survey Center
University of New Hampshire

WITH SUPPORT FROM THE
NEW HAMPSHIRE DEPARTMENT OF TRANSPORTATION

February 2007

The University of New Hampshire

Survey Center

The UNH Survey Center is an independent, non-partisan academic survey research organization and a division of the UNH Carsey Institute.

The Survey Center conducts telephone, mail, e-mail, Internet, and intercept surveys, as well as focus groups and other qualitative research for university researchers, government agencies, public non-profit organizations, private businesses, and media clients.

Our senior staff have over 40 years experience in designing and conducting custom research on a broad range of political, social, health care, and other public policy issues.

Dr. Andrew E. Smith, Director
UNH Survey Center
Thompson Hall
Durham, New Hampshire 03824
603/862-2226 (voice)
603/862-1488 (FAX)
Andrew.Smith@unh.edu

Table of Contents

Executive Summary	1
Figures	3
Technical Report.....	T - 1
<u>Appendix A:</u>	
Detailed Tabular Results	A - 1
<u>Appendix B:</u>	
Questionnaire	B - 1

EXECUTIVE SUMMARY

The University of New Hampshire Survey Center included a series of questions on its February 2007 Granite State Poll for the Nashua Regional Planning Commission. The major purposes of these questions were to assess the attitudes of New Hampshire residents concerning the possibility of expanding passenger rail service into NH. Five-hundred and thirty-eight (538) New Hampshire adults were interviewed by telephone between February 1 to February 5, 2007. The margin of sampling error for the survey is +/- 4.2%. (See Technical Report below for a more detailed description of survey methods.) The following figures display survey results, detailed tabular results can be found in Appendix A, and Appendix B contains the survey instrument.

The major findings of the survey include:

Most New Hampshire adults do not make regular trips into Boston.

- Just over one quarter of New Hampshire adults (27%) say they have traveled to or from Boston in the last year at least once or twice a month while 73 percent say they have traveled to or from Boston less often or never. **Figure 1**
- New Hampshire adults who have completed postgraduate work, those who earn \$100,000 or more, those who have lived in NH for 5 years or less and those who reside in the 3rd Executive Council District are most likely to have traveled to Boston at least once or twice a month in the past year.
- Older adults (60 or older), those who earn less than \$45,000, those who are divorced or separated, NH adults who reside in either the Northern or western region of NH, those who live in the 1st Executive Council District are least likely to have traveled to Boston at least once or twice a month in the past year.

Few NH residents currently ride trains to Boston but there is considerable latent demand for rail service through Nashua to Manchester.

- Only 4 percent of New Hampshire adults say they have ridden a passenger train at least once or twice a month to or from Boston in the past year, 17 percent say they have ridden a passenger train less often, and 79 percent say they never have. **Figure 2**
- Nearly one quarter of New Hampshire adults (24%) say if a passenger train station were located in Nashua or Manchester that they might ride it at least once or twice a month, 39 percent say they would likely ride it less often and 37 percent say they would never ride it. **Figure 3**
- NH adults who have never been married, those who live along the Nashua/Manchester rail corridor, those who have lived in NH for 2 years or less, those who reside in Hillsboro County, and those who live in the 4th and 5th Executive Council Districts are most likely to say they would ride a passenger train to or from Boston at least once or twice a month.
- Older adults (70 or older), those earning between \$75,000 to \$99,999, those who reside in the Northern or Western regions of NH, and those who live in the 1st and 3rd Executive Council districts are least likely to say they would ride a passenger train to or from Boston at least once or twice a month.

There is strong support for expanding passenger rail in New Hampshire.

- Despite low current ridership, almost two-thirds of New Hampshire adults (64%) say they strongly favor extending passenger rail service into New Hampshire, 23 percent somewhat favor it, 5 percent are neutral, 2 percent somewhat oppose it, and 3 percent say they strongly oppose. **Figure 4**
- Adults between the ages of 40 to 49 and 60 to 69, those who earn between \$45,000 and \$59,999, those who live along the Nashua/Manchester Rail Corridor, Catholics, adults who have lived in NH for 5 years or less and those who reside in Hillsboro County are most likely to strongly favor extending rail service into NH.
- Young adults (18 to 39) and adults 70 or older and those earning less than \$30,000 are least likely to strongly support extending rail service into NH.

- The majority of New Hampshire adults (73%) say the state should create a rail authority to oversee the potential expansion of passenger rail into NH, 13 percent say no, and 14 percent say they don't know or are not sure. **Figure 5**
 - NH adults with a high school education or less, those who earn between \$45,000 and \$59,999, and those who have lived in NH for 6 to 10 years are most likely to say they state should create a rail authority.
 - NH adults who live in the western NH region are most likely to say the state should not create a rail authority.

- Support for capping rail damages is less strong, most likely owing to the technical complexity of this issue. One-third of NH adults (33%) strongly favor a cap on passenger rail damages, 28 percent somewhat favor the cap, 6 percent are neutral, 11 percent somewhat oppose this, 10 percent strongly oppose the cap, and 13 percent say they don't know or are not sure. **Figure 6**

Figure 1: “In the past year, how often would you say you travel to or from the Boston area for work, shopping, or to go to Logan airport?”

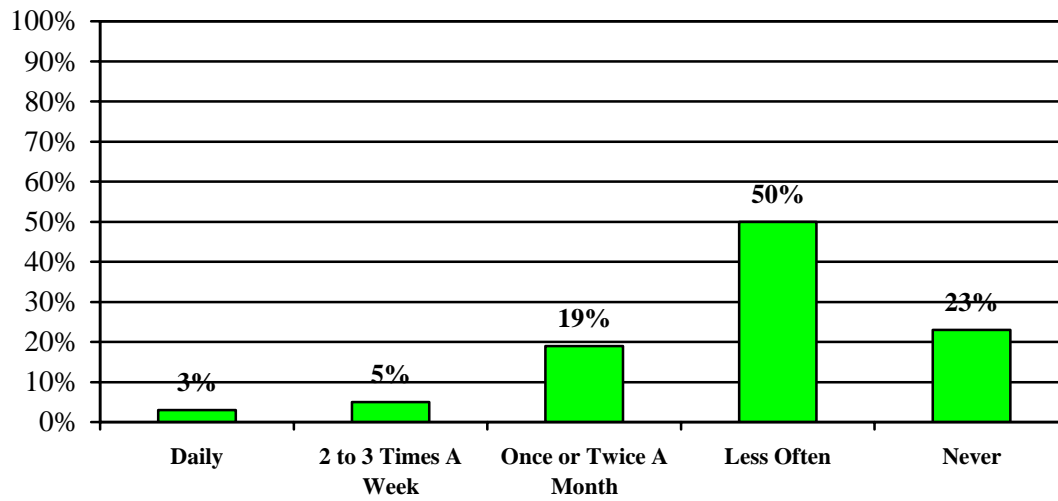


Figure 2: “In the past year, about how often would you say you have ridden a passenger train to or from the Boston area for work, shopping, or to go to Logan airport?”

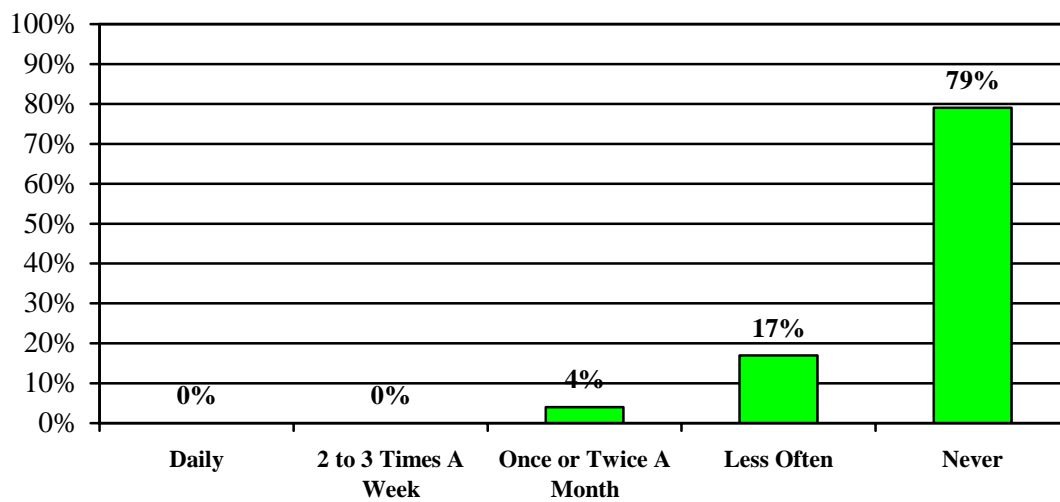


Figure 3: “If a passenger train station were located in Nashua or Manchester that would allow you to take a regular passenger train to or from the Boston area, how often do you think you would ride it?”

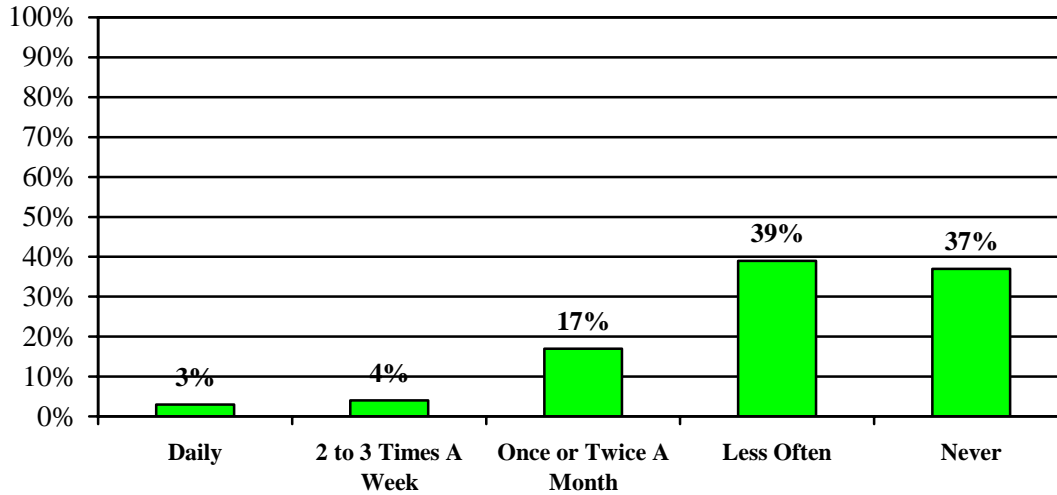


Figure 4: “There is a proposal to expand rail service into New Hampshire through Nashua to Manchester, including the Manchester airport and possibly to Wilton and Portsmouth. Would you favor or oppose extending rail service into New Hampshire?”

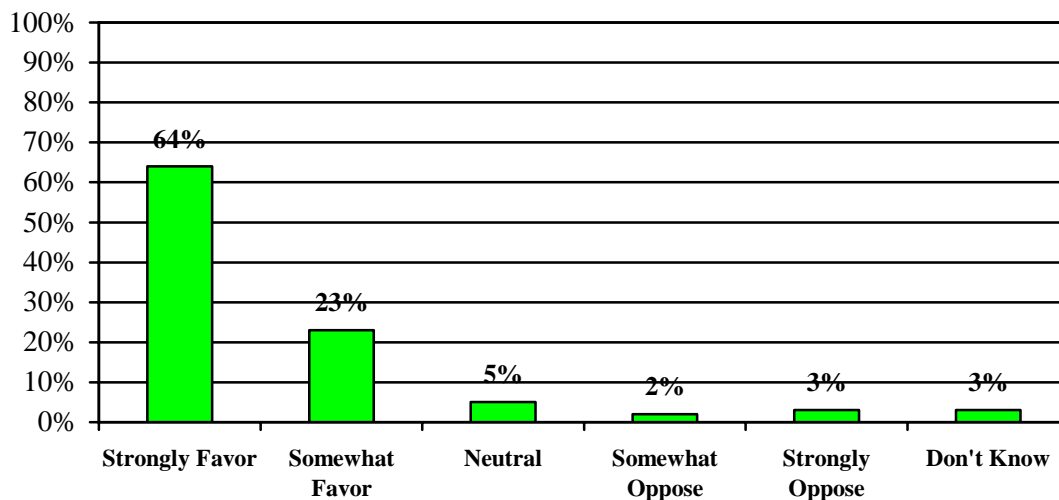


Figure 5: “Should the state of New Hampshire create a Rail Authority to oversee the potential expansion of passenger rail into New Hampshire?”

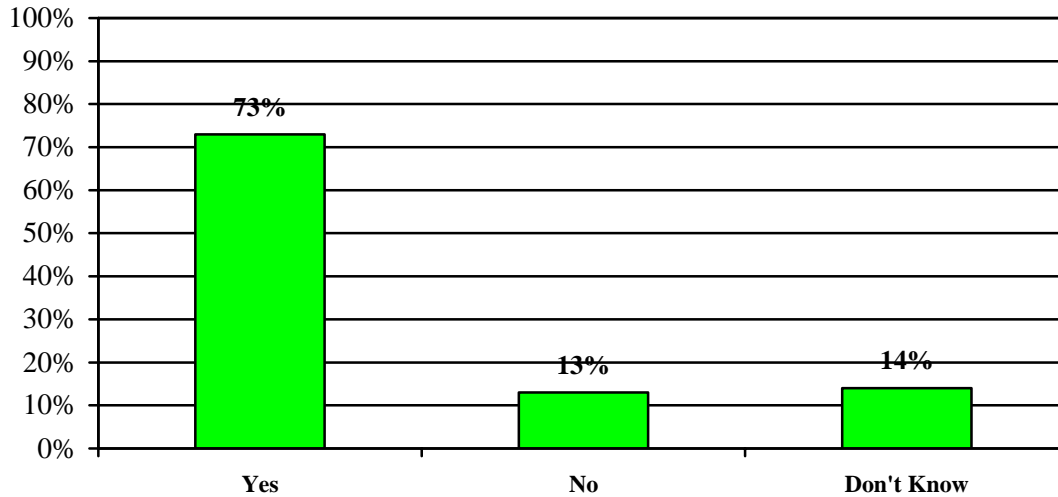
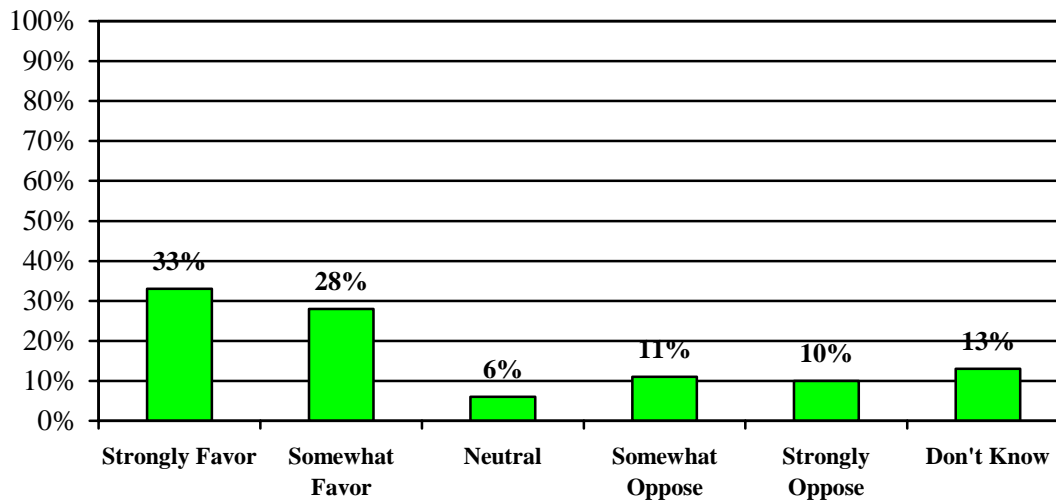


Figure 6: “One major obstacle for extending passenger rail service into New Hampshire is the cost of liability insurance. There is proposed legislation that would cap total liability awards for passenger rail accidents at 75 million dollars per year. Would you favor or oppose a cap on passenger rail damages of 75 million dollars per year? Is that strongly or just somewhat?”



TECHNICAL REPORT

How the Sample Was Selected

The February, 2007 Granite State Poll was a survey of randomly selected adults in the state of New Hampshire. This survey was conducted using a procedure called Random Digit Dialing (RDD) which is described below.

A sample of households in the area was selected by a procedure known as random digit dialing. The way this works is as follows. First, with the aid of the computer, one of the three-digit telephone exchanges that are currently used in the area (e.g., 772) is randomly selected. The computer then randomly selects one of the "working blocks"--the first two of the last four numbers in a telephone number (e.g., 64)--and attaches it to the randomly selected exchange. Finally, the computer program then generates a two-digit random number between 00 and 99 (e.g., 57) which is attached to the previously selected prefix (772), and the previously selected working block (64) resulting in a complete telephone number -- i.e., 772-6457. This procedure is then repeated numerous times by the computer to generate more random numbers, so that we have a sufficient quantity to conduct the survey. The end result is that each household in the area in which there is a telephone has an equally likely chance of being selected into the sample.

The random sample used in the Granite State Poll was purchased from Scientific Telephones Samples (STS), Foothill Ranch, California. STS screens each selected telephone number to eliminate non-working numbers, disconnected numbers, and business numbers to improve the efficiency of the sample, reducing the amount of time interviewers spend calling non-usable numbers.

Each of these randomly generated telephone numbers is called by one of our interviewers from a centrally supervised facility at the UNH Survey Center. If the number called is found not to be a residential one, it is discarded and another random number is called. (Approximately forty-five percent of the numbers were discarded because they are found to be businesses, institutions, or not assigned.) If it is a residential number, the interviewer then randomly selects a member of the household by asking to speak with the adult currently living in the household who has had the most recent birthday. This selection process ensures that every adult (18 years of age or older) in the household has an equally likely chance of being included in the survey. No substitutions are allowed. If, for example, the randomly selected adult is not at home when the household is first contacted, the interviewer cannot substitute by selecting someone else who just happens to be there at the time. Instead, he or she must make an appointment to call back when the randomly selected adult is at home. In this way, respondent selection bias is minimized.

When the Interviewing Was Done

New Hampshire adults in the Granite State Poll were interviewed between February 1 and February 5, 2007. Each selected respondent was called by a professional UNH Survey Center interviewer from a centrally supervised facility at the UNH Survey Center. Telephone calls during the field period were made between 9:00 AM and 9:00 PM.

Response Rates

Interviews were completed with 538 randomly selected adults in New Hampshire from a sample of 7,901 randomly selected telephone numbers. Using American Association for Public Opinion (AAPOR) Response Rate 4, the response rate for the February, 2007 Granite State Poll was 21 percent. The formula to calculate standard AAPOR response rate is:

$$\frac{I}{((I+P) + (R+NC+O) + e(UH+UO))}$$

I=Complete Interviews, **P**=Partial Interviews, **R**=Refusal and break off, **NC**=Non Contact, **O**=Other, **e**=estimated portion of cases of unknown eligibility that are eligible, **UH**=Unknown household, **UO**=Unknown other.

Sampling Error

The Granite State Poll, like all surveys, is subject to sampling error due to the fact that all residents in the area were not interviewed. For those questions asked of four hundred (400) or so respondents, the error is +/-4.9%. For those questions where fewer than 400 persons responded, the sampling error can be calculated as follows:

$$\text{Sampling error} = \pm (1.96) \frac{\sqrt{P(1-P)}}{\sqrt{N}}$$

Where **P** is the percentage of responses in the answer category being evaluated and **N** is the total number of persons answering the particular question.

For example, suppose you had the following distribution of answers to the question, "Should the state spend more money on road repair even if that means higher taxes?" Assume 1,000 respondents answered the question as follows:

YES	- 47%
NO	- 48%
DON'T KNOW	- 5%

The sampling error for the "YES" percentage of 47% would be

$$\pm(1.96) \frac{\sqrt{(47)(53)}}{\sqrt{1,000}} = \pm 3.1\%;$$

for the "NO" percentage of 48% it would be

$$\pm(1.96) \frac{\sqrt{(48)(52)}}{\sqrt{1,000}} = \pm 3.1\%;$$

and for the "DON'T KNOW" percentage of 5% it would be

$$\pm(1.96) \frac{\sqrt{(5)(95)}}{\sqrt{1,000}} = \pm 1.4\%;$$

In this case we would expect the true population figures to be within the following ranges:

YES	43.9% - 50.1% (i.e., 47% +/-3.1%)
NO	44.9% - 51.1% (i.e., 48% +/-3.1%)
DON'T KNOW	3.6% - 6.4% (i.e., 5% +/-1.4%)

APPENDIX A:
DETAILED TABULAR RESULTS

COMR1: "In the past year, how often would you say you travel to or from the Boston area for work, shopping, or to go to Logan airport?"

	Daily	2 to 3 Times A Week	Once or Twice A Month	Less Often	Never	Number Responding
All NH Adults	3%	5%	19%	50%	23%	538
Registered to Vote						
Registered Democrat	3%	6%	25%	46%	20%	116
Undeclared/Other	3%	6%	23%	49%	20%	232
Registered Republican	4%	5%	12%	59%	20%	127
Party Identification						
Democrat	3%	5%	23%	48%	22%	232
Independent	6%	7%	16%	42%	29%	105
Republican	3%	5%	17%	56%	19%	191
Sex of Respondent						
Male	5%	7%	21%	45%	21%	261
Female	1%	3%	17%	54%	24%	277
Age						
18 to 29	1%	2%	29%	42%	26%	78
30 to 39	6%	5%	23%	54%	13%	78
40 to 49	3%	8%	20%	57%	12%	117
50 to 59	6%	7%	18%	46%	22%	127
60 to 69	1%	4%	11%	52%	32%	76
70 or older	0%	2%	10%	44%	45%	48
Education						
High school or less	2%	4%	14%	35%	45%	130
Technical school/Some college	5%	3%	19%	49%	23%	139
College graduate	3%	5%	19%	56%	16%	170
Postgraduate work	3%	7%	27%	58%	5%	97
Income						
Less than \$30,000	0%	0%	16%	22%	61%	24
\$30,000 to \$44,999	0%	3%	14%	44%	39%	43
\$45,000 to \$59,999	3%	4%	19%	55%	18%	42
\$60,000 to \$74,999	3%	4%	21%	48%	23%	52
\$75,000 to \$99,999	0%	10%	21%	53%	16%	56
\$100,000 or more	5%	6%	26%	53%	11%	119
Marital Status						
Married	4%	7%	18%	53%	18%	364
Divorced/Separated	1%	2%	13%	45%	39%	83
Never married	2%	2%	28%	43%	24%	88
Rail Corridor						
Nashua/Manchester Rail Corridor	11%	5%	17%	48%	20%	127
Rest of State	1%	5%	20%	50%	24%	411

COMR1: "In the past year, how often would you say you travel to or from the Boston area for work, shopping, or to go to Logan airport?"

	Daily	2 to 3 Times A Week	Once or Twice A Month	Less Often	Never	Number Responding
All NH Adults	3%	5%	19%	50%	23%	538
Adults in Household						
One	3%	2%	14%	42%	39%	58
Two	4%	5%	20%	50%	21%	328
Three or more	2%	7%	21%	51%	19%	148
Children in Household						
No children	1%	6%	16%	50%	27%	320
One	4%	3%	26%	51%	16%	99
Two or more	8%	5%	23%	48%	17%	115
Religion						
Protestant	3%	3%	16%	53%	25%	166
Catholic	4%	5%	23%	44%	24%	205
Other	3%	6%	16%	55%	20%	155
Years Lived in NH						
2 years or less	10%	23%	16%	35%	16%	21
3 to 5 years	4%	10%	34%	40%	11%	34
6 to 10 years	0%	4%	31%	55%	11%	39
11 to 20 years	7%	4%	20%	52%	16%	106
20 or more years	2%	4%	16%	50%	28%	331
Region						
Northern NH	0%	3%	10%	50%	37%	72
Western NH	0%	2%	11%	52%	35%	51
Central/Lakes	0%	4%	18%	51%	27%	84
Hillsborough County	9%	7%	17%	49%	18%	163
Seacoast	2%	5%	28%	49%	16%	168
Executive Council Districts						
1st District	0%	3%	11%	53%	33%	108
2nd District	0%	6%	14%	48%	32%	114
3rd District	3%	6%	28%	50%	13%	110
4th District	4%	4%	24%	45%	23%	83
5th District	9%	6%	20%	50%	15%	123
Support Abortion						
Legal in all circumstances	4%	7%	22%	52%	15%	222
Legal in limited circumstances	3%	4%	18%	50%	26%	255
Not legal in any circumstance	4%	0%	10%	47%	39%	41
Don't Know/Not Sure	0%	0%	21%	11%	68%	8

COMR2: "In the past year, about how often would you say you have ridden a passenger train to or from the Boston area for work, shopping, or to go to Logan airport?"

	Daily	2 to 3 Times A Week	Once or Twice A Month	Less Often	Never	Number Responding
All NH Adults	0%	0%	4%	17%	79%	538
Registered to Vote						
Registered Democrat	0%	0%	1%	23%	76%	116
Undeclared/Other	0%	0%	6%	19%	75%	232
Registered Republican	1%	0%	3%	10%	86%	127
Party Identification						
Democrat	0%	0%	5%	20%	74%	232
Independent	0%	0%	5%	14%	81%	105
Republican	0%	0%	2%	15%	83%	191
Sex of Respondent						
Male	0%	0%	4%	20%	75%	261
Female	0%	0%	4%	14%	82%	277
Age						
18 to 29	1%	1%	8%	26%	65%	78
30 to 39	0%	0%	0%	25%	75%	78
40 to 49	0%	0%	4%	17%	78%	117
50 to 59	0%	0%	4%	15%	81%	127
60 to 69	0%	0%	1%	13%	85%	76
70 or older	0%	0%	3%	4%	92%	48
Education						
High school or less	1%	0%	3%	15%	82%	130
Technical school/Some college	0%	0%	5%	17%	78%	139
College graduate	0%	0%	2%	21%	77%	170
Postgraduate work	0%	0%	8%	13%	79%	97
Income						
Less than \$30,000	0%	0%	0%	9%	91%	24
\$30,000 to \$44,999	0%	0%	9%	25%	67%	43
\$45,000 to \$59,999	0%	0%	4%	4%	92%	42
\$60,000 to \$74,999	0%	0%	2%	13%	86%	52
\$75,000 to \$99,999	0%	0%	0%	27%	73%	56
\$100,000 or more	0%	0%	3%	25%	71%	119
Marital Status						
Married	0%	0%	3%	17%	80%	364
Divorced/Separated	0%	0%	6%	14%	80%	83
Never married	0%	1%	6%	21%	72%	88
Rail Corridor						
Nashua/Manchester Rail Corridor	0%	0%	6%	17%	77%	127
Rest of State	0%	0%	3%	17%	79%	411

COMR2: "In the past year, about how often would you say you have ridden a passenger train to or from the Boston area for work, shopping, or to go to Logan airport?"

	Daily	2 to 3 Times A Week	Once or Twice A Month	Less Often	Never	Number Responding
All NH Adults	0%	0%	4%	17%	79%	538
Adults in Household						
One	1%	0%	2%	14%	82%	58
Two	0%	0%	3%	16%	81%	328
Three or more	0%	0%	4%	22%	73%	148
Children in Household						
No children	0%	0%	4%	12%	84%	320
One	0%	1%	3%	31%	65%	99
Two or more	1%	0%	3%	20%	77%	115
Religion						
Protestant	0%	0%	3%	17%	79%	166
Catholic	0%	0%	4%	17%	78%	205
Other	0%	0%	4%	18%	77%	155
Years Lived in NH						
2 years or less	0%	0%	0%	26%	74%	21
3 to 5 years	0%	0%	4%	23%	73%	34
6 to 10 years	0%	0%	6%	25%	69%	39
11 to 20 years	0%	1%	4%	23%	73%	106
20 or more years	0%	0%	3%	13%	83%	331
Region						
Northern NH	0%	0%	2%	7%	90%	72
Western NH	0%	0%	1%	10%	89%	51
Central/Lakes	0%	0%	1%	8%	91%	84
Hillsborough County	0%	0%	6%	22%	72%	163
Seacoast	0%	0%	4%	24%	71%	168
Executive Council Districts						
1st District	0%	0%	2%	12%	86%	108
2nd District	0%	0%	0%	12%	87%	114
3rd District	0%	0%	5%	27%	68%	110
4th District	0%	1%	6%	5%	89%	83
5th District	1%	0%	6%	26%	68%	123
Support Abortion						
Legal in all circumstances	0%	0%	2%	17%	81%	222
Legal in limited circumstances	0%	0%	4%	20%	76%	255
Not legal in any circumstance	0%	0%	6%	11%	83%	41
Don't Know/Not Sure	0%	0%	40%	0%	60%	8

COMR3: "If a passenger train station were located in Nashua or Manchester that would allow you to take a regular passenger train to or from the Boston area, how often do you think you would ride it?"

	Daily	2 to 3 Times A Week	Once or Twice A Month	Less Often	Never	Don't Know/ Not Sure	Number Responding
All NH Adults	3%	4%	17%	39%	37%	1%	535
Registered to Vote							
Registered Democrat	2%	4%	20%	40%	31%	3%	116
Undeclared/Other	1%	5%	19%	39%	35%	0%	231
Registered Republican	5%	2%	13%	42%	38%	1%	127
Party Identification							
Democrat	3%	5%	20%	38%	34%	1%	231
Independent	3%	3%	15%	42%	37%	0%	105
Republican	3%	2%	14%	39%	40%	1%	191
Sex of Respondent							
Male	4%	4%	16%	35%	40%	1%	259
Female	1%	3%	18%	43%	33%	1%	277
Age							
18 to 29	4%	5%	25%	33%	29%	4%	78
30 to 39	2%	5%	18%	33%	40%	1%	78
40 to 49	3%	5%	15%	44%	33%	0%	115
50 to 59	4%	3%	15%	39%	39%	0%	127
60 to 69	3%	0%	17%	44%	36%	0%	76
70 or older	1%	1%	11%	36%	51%	0%	46
Education							
High school or less	1%	3%	17%	37%	41%	0%	129
Technical school/Some college	3%	4%	18%	43%	32%	0%	139
College graduate	3%	2%	14%	37%	42%	2%	169
Postgraduate work	4%	6%	22%	39%	28%	0%	97
Income							
Less than \$30,000	0%	11%	17%	24%	49%	0%	24
\$30,000 to \$44,999	1%	0%	20%	37%	40%	2%	43
\$45,000 to \$59,999	4%	3%	12%	29%	52%	0%	42
\$60,000 to \$74,999	1%	3%	20%	45%	31%	0%	52
\$75,000 to \$99,999	0%	6%	3%	63%	27%	0%	56
\$100,000 or more	4%	2%	18%	36%	37%	3%	117
Marital Status							
Married	3%	2%	14%	42%	38%	1%	363
Divorced/Separated	1%	4%	17%	40%	38%	1%	82
Never married	4%	7%	31%	25%	31%	3%	88
Rail Corridor							
Nashua/Manchester Rail Corridor	8%	4%	28%	45%	15%	0%	127
Rest of State	1%	3%	14%	37%	43%	1%	408

COMR3: "If a passenger train station were located in Nashua or Manchester that would allow you to take a regular passenger train to or from the Boston area, how often do you think you would ride it?"

	Daily	2 to 3 Times A Week	Once or Twice A Month	Less Often	Never	Don't Know/ Not Sure	Number Responding
All NH Adults	3%	4%	17%	39%	37%	1%	535
Adults in Household							
One	3%	2%	17%	32%	46%	1%	58
Two	4%	4%	14%	41%	37%	1%	327
Three or more	1%	4%	23%	38%	33%	2%	148
Children in Household							
No children	2%	2%	16%	40%	38%	1%	319
One	2%	4%	18%	38%	37%	0%	99
Two or more	5%	6%	19%	38%	31%	2%	114
Religion							
Protestant	3%	3%	11%	44%	38%	1%	164
Catholic	2%	3%	24%	38%	33%	0%	205
Other	4%	5%	14%	37%	39%	1%	155
Years Lived in NH							
2 years or less	7%	8%	26%	20%	39%	0%	21
3 to 5 years	4%	4%	20%	35%	36%	0%	34
6 to 10 years	3%	7%	14%	21%	50%	5%	38
11 to 20 years	6%	4%	20%	38%	32%	0%	106
20 or more years	1%	2%	16%	43%	37%	1%	330
Region							
Northern NH	0%	2%	5%	42%	51%	0%	72
Western NH	1%	0%	9%	45%	45%	0%	51
Central/Lakes	1%	3%	19%	50%	25%	1%	84
Hillsborough County	7%	6%	27%	41%	17%	2%	163
Seacoast	1%	2%	15%	28%	54%	0%	166
Executive Council Districts							
1st District	0%	3%	7%	45%	45%	0%	108
2nd District	2%	2%	14%	41%	37%	3%	113
3rd District	1%	2%	10%	29%	58%	0%	108
4th District	6%	4%	24%	47%	19%	0%	83
5th District	6%	6%	30%	35%	23%	1%	123
Support Abortion							
Legal in all circumstances	3%	6%	18%	39%	33%	1%	222
Legal in limited circumstances	2%	2%	18%	39%	39%	1%	254
Not legal in any circumstance	9%	0%	2%	44%	46%	0%	41
Don't Know/Not Sure	0%	13%	6%	46%	34%	0%	8

COMR4: "There is a proposal to expand rail service into New Hampshire through Nashua to Manchester, including the Manchester airport and possibly to Wilton and Portsmouth. Would you favor or oppose extending rail service into New Hampshire?"

	Strongly Favor	Somewhat Favor	Neutral-Volunteered	Somewhat Oppose	Strongly Oppose	Don't Know/Not Sure	Number Responding
All NH Adults	64%	23%	5%	2%	3%	3%	537
Registered to Vote							
Registered Democrat	73%	18%	6%	1%	2%	1%	116
Undeclared/Other	68%	21%	5%	2%	1%	2%	232
Registered Republican	62%	27%	4%	0%	5%	2%	127
Party Identification							
Democrat	69%	21%	6%	1%	2%	2%	232
Independent	64%	19%	6%	3%	3%	5%	105
Republican	61%	28%	3%	2%	3%	3%	191
Sex of Respondent							
Male	62%	24%	7%	2%	4%	2%	260
Female	67%	23%	4%	1%	1%	4%	277
Age							
18 to 29	47%	36%	5%	4%	3%	6%	78
30 to 39	53%	28%	10%	1%	3%	6%	78
40 to 49	77%	18%	1%	2%	2%	0%	117
50 to 59	68%	23%	3%	1%	3%	2%	127
60 to 69	74%	16%	5%	1%	3%	2%	76
70 or older	52%	19%	18%	4%	2%	4%	46
Education							
High school or less	60%	24%	4%	1%	5%	5%	129
Technical school/Some college	66%	25%	3%	2%	1%	3%	139
College graduate	64%	25%	6%	2%	1%	2%	170
Postgraduate work	68%	16%	10%	2%	3%	1%	97
Income							
Less than \$30,000	52%	27%	14%	5%	0%	2%	24
\$30,000 to \$44,999	59%	28%	8%	0%	0%	4%	43
\$45,000 to \$59,999	74%	16%	5%	0%	5%	0%	42
\$60,000 to \$74,999	67%	27%	2%	1%	0%	3%	52
\$75,000 to \$99,999	72%	19%	1%	2%	5%	2%	56
\$100,000 or more	64%	25%	8%	0%	2%	0%	119
Marital Status							
Married	67%	22%	5%	1%	3%	2%	364
Divorced/Separated	62%	19%	6%	4%	2%	6%	82
Never married	53%	33%	6%	3%	0%	5%	88
Rail Corridor							
Nashua/Manchester Rail Corridor	78%	13%	3%	3%	2%	1%	127
Rest of State	60%	27%	6%	1%	3%	3%	410

COMR4: "There is a proposal to expand rail service into New Hampshire through Nashua to Manchester, including the Manchester airport and possibly to Wilton and Portsmouth. Would you favor or oppose extending rail service into New Hampshire?"

	Strongly Favor	Somewhat Favor	Neutral-Volunteered	Somewhat Oppose	Strongly Oppose	Don't Know/Not Sure	Number Responding
All NH Adults	64%	23%	5%	2%	3%	3%	537
Adults in Household							
One	65%	19%	4%	4%	2%	6%	58
Two	64%	24%	6%	1%	3%	2%	328
Three or more	65%	23%	4%	3%	2%	2%	148
Children in Household							
No children	66%	23%	5%	2%	1%	2%	319
One	61%	23%	7%	1%	5%	4%	99
Two or more	62%	25%	4%	0%	4%	5%	115
Religion							
Protestant	56%	33%	4%	2%	4%	2%	165
Catholic	74%	16%	4%	1%	2%	3%	205
Other	61%	23%	9%	2%	2%	3%	155
Years Lived in NH							
2 years or less	74%	18%	5%	0%	0%	4%	21
3 to 5 years	74%	16%	6%	0%	5%	0%	34
6 to 10 years	68%	22%	2%	5%	0%	3%	39
11 to 20 years	59%	26%	6%	2%	3%	4%	106
20 or more years	64%	24%	6%	2%	3%	3%	330
Region							
Northern NH	64%	17%	11%	1%	1%	7%	72
Western NH	49%	35%	2%	4%	8%	1%	51
Central/Lakes	65%	23%	2%	2%	5%	4%	84
Hillsborough County	74%	15%	4%	2%	3%	1%	163
Seacoast	59%	30%	7%	1%	0%	2%	167
Executive Council Districts							
1st District	65%	17%	7%	1%	3%	6%	108
2nd District	63%	22%	4%	2%	3%	4%	113
3rd District	57%	32%	9%	0%	1%	1%	110
4th District	70%	22%	3%	4%	0%	1%	83
5th District	68%	22%	3%	2%	4%	1%	123
Support Abortion							
Legal in all circumstances	68%	20%	6%	2%	2%	3%	222
Legal in limited circumstances	64%	27%	4%	1%	2%	1%	255
Not legal in any circumstance	50%	27%	8%	1%	3%	12%	41
Don't Know/Not Sure	35%	30%	9%	26%	0%	0%	8

COM5: "Should the state of New Hampshire create a Rail Authority to oversee the potential expansion of passenger rail into New Hampshire?"

	Yes	No	Don't Know/ Not Sure	Number Responding
All NH Adults	73%	13%	14%	535
Registered to Vote				
Registered Democrat	77%	9%	14%	116
Undeclared/Other	74%	14%	12%	231
Registered Republican	68%	17%	15%	127
Party Identification				
Democrat	78%	8%	14%	230
Independent	73%	14%	14%	105
Republican	68%	20%	12%	191
Sex of Respondent				
Male	67%	20%	14%	258
Female	78%	8%	14%	277
Age				
18 to 29	81%	4%	15%	78
30 to 39	71%	11%	17%	78
40 to 49	75%	15%	10%	117
50 to 59	68%	17%	15%	127
60 to 69	72%	18%	9%	75
70 or older	68%	13%	19%	46
Education				
High school or less	83%	8%	9%	129
Technical school/Some college	72%	16%	12%	139
College graduate	71%	13%	15%	170
Postgraduate work	61%	18%	22%	96
Income				
Less than \$30,000	75%	14%	11%	24
\$30,000 to \$44,999	73%	5%	22%	43
\$45,000 to \$59,999	84%	11%	5%	42
\$60,000 to \$74,999	80%	7%	13%	52
\$75,000 to \$99,999	74%	16%	9%	56
\$100,000 or more	69%	15%	17%	119
Marital Status				
Married	73%	15%	12%	362
Divorced/Separated	68%	12%	20%	82
Never married	73%	10%	17%	88
Rail Corridor				
Nashua/Manchester Rail Corridor	77%	12%	12%	127
Rest of State	71%	14%	15%	408

COM5: "Should the state of New Hampshire create a Rail Authority to oversee the potential expansion of passenger rail into New Hampshire?"

	Yes	No	Don't Know/ Not Sure	Number Responding
All NH Adults	73%	13%	14%	535
Adults in Household				
One	67%	14%	18%	58
Two	71%	16%	13%	326
Three or more	80%	7%	14%	148
Children in Household				
No children	71%	14%	15%	317
One	80%	14%	6%	99
Two or more	72%	12%	16%	115
Religion				
Protestant	71%	14%	15%	165
Catholic	75%	11%	13%	205
Other	71%	15%	14%	153
Years Lived in NH				
2 years or less	68%	13%	20%	21
3 to 5 years	74%	7%	18%	34
6 to 10 years	84%	7%	9%	39
11 to 20 years	77%	11%	12%	106
20 or more years	70%	16%	15%	328
Region				
Northern NH	70%	13%	17%	70
Western NH	57%	25%	18%	51
Central/Lakes	75%	14%	10%	84
Hillsborough County	77%	11%	12%	163
Seacoast	73%	12%	16%	167
Executive Council Districts				
1st District	72%	13%	16%	107
2nd District	68%	16%	16%	113
3rd District	74%	11%	15%	110
4th District	74%	10%	16%	83
5th District	76%	16%	8%	123
Support Abortion				
Legal in all circumstances	74%	11%	15%	220
Legal in limited circumstances	75%	15%	11%	255
Not legal in any circumstance	63%	12%	26%	41
Don't Know/Not Sure	47%	19%	34%	8

COM6: "One major obstacle for extending passenger rail service into New Hampshire is the cost of liability insurance. There is proposed legislation that would cap total liability awards for passenger rail accidents at 75 million dollars per year. Would you favor or oppose a cap on passenger rail damages of 75 million dollars per year? Is that strongly or just somewhat?"

	Strongly Favor	Somewhat Favor	Neutral-Volunteered	Somewhat Oppose	Strongly Oppose	Don't Know/Not Sure	Number Responding
All NH Adults	33%	28%	6%	11%	10%	13%	529
Registered to Vote							
Registered Democrat	32%	26%	13%	10%	9%	10%	115
Undeclared/Other	30%	30%	5%	12%	11%	13%	227
Registered Republican	40%	28%	2%	9%	10%	11%	127
Party Identification							
Democrat	30%	26%	9%	13%	9%	13%	230
Independent	35%	26%	5%	8%	13%	13%	102
Republican	34%	32%	3%	9%	10%	12%	189
Sex of Respondent							
Male	37%	26%	3%	11%	12%	11%	257
Female	28%	30%	8%	10%	8%	15%	272
Age							
18 to 29	21%	36%	6%	16%	7%	15%	76
30 to 39	36%	37%	1%	9%	5%	12%	76
40 to 49	29%	35%	9%	11%	10%	7%	117
50 to 59	41%	22%	2%	10%	11%	14%	127
60 to 69	38%	19%	10%	9%	13%	11%	75
70 or older	28%	16%	8%	7%	18%	23%	46
Education							
High school or less	24%	31%	5%	7%	12%	22%	129
Technical school/Some college	32%	32%	5%	13%	11%	8%	136
College graduate	40%	26%	7%	11%	8%	8%	168
Postgraduate work	32%	21%	7%	13%	10%	17%	96
Income							
Less than \$30,000	22%	17%	2%	15%	25%	19%	23
\$30,000 to \$44,999	31%	26%	0%	19%	10%	13%	43
\$45,000 to \$59,999	30%	35%	2%	10%	13%	11%	42
\$60,000 to \$74,999	26%	39%	7%	2%	14%	11%	52
\$75,000 to \$99,999	39%	30%	7%	13%	2%	9%	56
\$100,000 or more	42%	23%	5%	12%	9%	9%	119
Marital Status							
Married	35%	27%	6%	12%	9%	11%	360
Divorced/Separated	27%	24%	6%	8%	14%	21%	82
Never married	30%	32%	6%	9%	10%	13%	85
Rail Corridor							
Nashua/Manchester Rail Corridor	36%	31%	7%	10%	11%	6%	126
Rest of State	32%	27%	6%	11%	10%	15%	404

COM6: "One major obstacle for extending passenger rail service into New Hampshire is the cost of liability insurance. There is proposed legislation that would cap total liability awards for passenger rail accidents at 75 million dollars per year. Would you favor or oppose a cap on passenger rail damages of 75 million dollars per year? Is that strongly or just somewhat?"

	Strongly Favor	Somewhat Favor	Neutral-Volunteered	Somewhat Oppose	Strongly Oppose	Don't Know/Not Sure	Number Responding
All NH Adults	33%	28%	6%	11%	10%	13%	529
Adults in Household							
One	38%	22%	6%	7%	14%	14%	58
Two	32%	28%	5%	10%	13%	12%	323
Three or more	31%	30%	7%	15%	3%	13%	145
Children in Household							
No children	32%	25%	7%	10%	11%	14%	313
One	36%	29%	5%	13%	8%	9%	97
Two or more	30%	34%	2%	11%	10%	12%	115
Religion							
Protestant	31%	31%	4%	12%	9%	14%	163
Catholic	35%	27%	5%	11%	12%	11%	205
Other	33%	24%	9%	10%	8%	15%	153
Years Lived in NH							
2 years or less	35%	17%	19%	9%	10%	9%	21
3 to 5 years	35%	32%	8%	8%	0%	17%	34
6 to 10 years	36%	41%	8%	7%	4%	4%	39
11 to 20 years	25%	38%	1%	10%	7%	19%	105
20 or more years	34%	23%	6%	11%	13%	12%	325
Region							
Northern NH	29%	22%	10%	13%	6%	20%	70
Western NH	17%	28%	9%	21%	10%	15%	51
Central/Lakes	37%	30%	1%	7%	13%	12%	81
Hillsborough County	34%	31%	8%	8%	13%	6%	162
Seacoast	36%	26%	3%	11%	7%	16%	166
Executive Council Districts							
1st District	32%	23%	7%	15%	8%	14%	107
2nd District	32%	25%	7%	8%	10%	18%	110
3rd District	35%	24%	2%	13%	10%	16%	110
4th District	30%	32%	9%	10%	10%	9%	80
5th District	33%	35%	5%	8%	12%	7%	123
Support Abortion							
Legal in all circumstances	33%	29%	7%	11%	7%	13%	218
Legal in limited circumstances	35%	26%	4%	12%	11%	11%	255
Not legal in any circumstance	23%	33%	0%	5%	14%	26%	41
Don't Know/Not Sure	26%	26%	34%	0%	7%	6%	8

APPENDIX B:
QUESTIONNAIRE AND CODEBOOK

This appendix contains the questionnaire used in the Fall 2005 Granite State Poll. It also includes the following information about the data:

1. The numeric codes used to categorize the answers given by survey respondents.
2. A code indicating the sponsor of the question.
3. The variable names and numbers of the variables in the SPSS file of the data.
4. The missing data codes used in the SPSS file (indicated by an asterisk [*])

Granite State Poll #24
University of New Hampshire
Winter 2006

INTRO:

"This is the University of New Hampshire. My name is _____ and I'm calling for the Granite State Poll from the University of New Hampshire Survey Center. This month, the University is conducting a short, confidential study of public opinion in New Hampshire, and we'd really appreciate your help and cooperation."

SEAS

"Do you live at this residence all year round or are you on vacation in New Hampshire?"

- 1 LIVE IN NH YEAR ROUND
- 2 SEASONAL, JUST VACATIONING → "Thank you very much, we are only interviewing year round residents."

* 99 REFUSED

BIR1

"In order to determine who to interview, could you tell me, of the adults aged 18 or older who currently live in your household -- including yourself -- who had the most recent birthday? I don't mean who is the youngest, but rather, who had the most recent birthday?"

- 1 INFORMANT -- SKIP TO SEX
- 2 SOMEONE ELSE (SPECIFY): _____ --SKIP TO INT2
- 3 DON'T KNOW ALL BIRTHDAYS, ONLY SOME -- CONTINUE WITH BIR2 BELOW
- 4 DON'T KNOW ANY BIRTHDAYS OTHER THAN OWN -- SKIP TO SEX

* 99 REFUSED -- ENTER NON-RESPONSE INFORMATION

BIR2

"Of the ones that you do know, who had the most recent birthday?"

- 1 INFORMANT _____ → SKIP TO SEX
- 2 SOMEONE ELSE (SPECIFY): _____ → GO TO INT2
- 3 PERSON NOT AVAILABLE
- 99 REFUSED

INT2

ASK TO SPEAK TO THAT PERSON

"Hello, this is _____ calling for the Granite State Poll from the University of New Hampshire. This month the University is conducting a confidential study of public opinion in New Hampshire, and we'd really appreciate your help and cooperation. You have been identified as the adult in your household who had the most recent birthday. Is this correct?"

- 1 YES
- 2 APPOINTMENT
- * 99 REFUSAL

UNHSC

SEX

“Thank you very much for helping us with this important study. We really appreciate your help. Before we begin I want to assure you that all of your answers are strictly confidential. They will be combined with answers from other people from across the state. Your telephone number was randomly selected from all families in New Hampshire. This call may be monitored for quality assurance.”

“Participation is voluntary. If you decide to participate, you may decline to answer any question or end the interview at any time.”

IF ASKED: “This survey will take about ten minutes to complete.”

RECORD SEX OF RESPONDENT

1 MALE
2 FEMALE

* 99 NA

UNHSC

TOWN

“First, in what town do you live?” ENTER NUMBER OF TOWN FROM SHEET.

997 OTHER – TYPE IN _____
998 DK - DO NOT PROBE

* 999 NA / REFUSED

UNHSC

PRESAPP:

“Let's begin with some questions about the President.”

“GENERALLY SPEAKING, do you approve or disapprove of the way President Bush is handling his job as president?”

(IF APPROVE): “Would you say that you STRONGLY approve of the way he is handling his job as president, or that you approve only SOMEWHAT?”

(IF DISAPPROVE): “Would you say that you STRONGLY disapprove of the way he is handling his job as president, or that you disapprove only SOMEWHAT?”

(IF NEITHER, NOT SURE, DK): “Would you say that you lean a little more toward APPROVING or DISAPPROVING of the way he is handling his job as president?”

1 STRONGLY APPROVE
2 APPROVE SOMEWHAT
3 LEAN TOWARD APPROVING
4 NEITHER, NOT SURE, DK
5 LEAN TOWARD DISAPPROVING
6 DISAPPROVE SOMEWHAT
7 STRONGLY DISAPPROVE

* 99 NA

ROTATE FORAPP AND ECONAPP

UNHSC
FORAPP

“GENERALLY SPEAKING, do you approve or disapprove of the way President Bush is handling FOREIGN AFFAIRS?”

(IF APPROVE): “Would you say you STRONGLY approve of the way he is handling foreign affairs, or that you approve only SOMEWHAT?”

(IF DISAPPROVE): “Would you say you STRONGLY disapprove of the way he is handling foreign affairs, or that you disapprove only SOMEWHAT?”

(IF NEITHER, NOT SURE, DK): “Would you say you lean a little more toward APPROVING or DISAPPROVING of the way he is handling foreign affairs?”

- 1 STRONGLY APPROVE
- 2 APPROVE SOMEWHAT
- 3 LEAN TOWARD APPROVING
- 4 NEITHER, NOT SURE, DK
- 5 LEAN TOWARD DISAPPROVING
- 6 DISAPPROVE SOMEWHAT
- 7 STRONGLY DISAPPROVE
- * 99 NA

UNHSC
ECONAPP

“GENERALLY SPEAKING, do you approve or disapprove of the way President Bush is handling THE ECONOMY?”

(IF APPROVE): “Would you say you STRONGLY approve of the way he is handling the economy, or that you approve only SOMEWHAT?”

(IF DISAPPROVE): “Would you say you STRONGLY disapprove of the way he is handling the economy, or that you disapprove only SOMEWHAT?”

(IF NEITHER, NOT SURE, DK): “Would you say you lean a little more toward APPROVING or DISAPPROVING of the way he is handling the economy?”

- 1 STRONGLY APPROVE
- 2 APPROVE SOMEWHAT
- 3 LEAN TOWARD APPROVING
- 4 NEITHER, NOT SURE, DK
- 5 LEAN TOWARD DISAPPROVING
- 6 DISAPPROVE SOMEWHAT
- 7 STRONGLY DISAPPROVE
- * 99 NA

UNHSC

IRAQ1

“Do you approve or disapprove of the way George W. Bush is handling the situation with Iraq?”

(IF APPROVE): “Would you say you STRONGLY approve of the way he is handling the situation with Iraq, or that you approve only SOMEWHAT?”

(IF DISAPPROVE): “Would you say you STRONGLY disapprove of the way he is handling the situation with Iraq, or that you disapprove only SOMEWHAT?”

(IF NEITHER, NOT SURE, DK): “Would you say you lean a little more toward APPROVING or DISAPPROVING of the way he is handling the situation with Iraq?”

- 1 STRONGLY APPROVE
- 2 APPROVE SOMEWHAT
- 3 LEAN TOWARD APPROVING
- 4 NEITHER, NOT SURE, DK
- 5 LEAN TOWARD DISAPPROVING
- 6 DISAPPROVE SOMEWHAT
- 7 STRONGLY DISAPPROVE
- * 99 NA

UNHSC

IRAQ2

“Do you support or oppose the United States having gone to war with Iraq?”

(IF SUPPORT): “Do you strongly support this or just somewhat?”

(IF OPPOSE): “Do you strongly oppose this or just somewhat

- 1 STRONGLY SUPPORT
- 2 SUPPORT SOMEWHAT
- 3 NEITHER, NOT SURE, DK
- 4 OPPOSE SOMEWHAT
- 5 STRONGLY OPPOSE
- * 99 NA

UNHSC

IRAQ3

"Do you think the U.S. should keep military troops in Iraq until the situation has stabilized, or do you think the U.S. should bring its troops home as soon as possible?"

- 1 KEEP TROOPS IN IRAQ UNTIL STABLE
- 2 BRING HOME TROOPS SOON AS POSSIBLE
- 98 DON'T KNOW / NOT SURE
- * 99 NA / REFUSED

UNHSC

IRAQ4

“Recently, President Bush has ordered 21,000 more troops to Iraq to try to stabilize the situation there. Based on what you have heard or read, do favor or oppose this policy?”

“Is that strongly or just somewhat?”

- | | |
|----|-----------------------|
| 1 | STRONGLY FAVOR |
| 2 | SOMEWHAT FAVOR |
| 3 | NEUTRAL / DON'T KNOW |
| 4 | SOMEWHAT OPPOSE |
| 5 | STRONGLY OPPOSE |
| 98 | DON'T KNOW / NOT SURE |
| 99 | NA / REFUSED |

UNHSC

CCON1

“On another topic, we are interested in how people are getting along financially these days. Would you say that you and your family living there are BETTER OFF or WORSE OFF financially than you were a year ago?”

- 1 BETTER OFF
- 2 ABOUT THE SAME (VOLUNTEERED)
- 3 WORSE OFF

- 98 DON'T KNOW / NOT SURE
- * 99 NA / REFUSED

UNHSC

CCON2

“Now, looking ahead -- do you think that a year from now you and your family will be better off financially ... or worse off ... or just about the same?”

- 1 BETTER OFF FINANCIALLY
- 2 WORSE OFF
- 3 JUST ABOUT THE SAME (VOLUNTEERED)

- 98 DK (PROBE: REPEAT QUESTION)
- * 99 NA

UNHSC

CCON3NH

“What about business conditions in the New Hampshire as a whole --do you think that during the next twelve months we'll have good times financially, or bad times, or what?”

- 1 GOOD TIMES
- 2 GOOD, WITH QUALIFICATIONS
- 3 PRO-CON, SOME GOOD - SOME BAD

- 4 BAD, WITH QUALIFICATIONS
- 5 BAD TIMES

- 98 DK, UNCERTAIN (PROBE: REPEAT QUESTION)
- * 99 NA

UNHSC

CCON3US

“Now turning to business conditions in the country as a whole --do you think that during the next twelve months we'll have good times financially, or bad times, or what?”

- 1 GOOD TIMES
- 2 GOOD, WITH QUALIFICATIONS
- 3 PRO-CON, SOME GOOD - SOME BAD

- 4 BAD, WITH QUALIFICATIONS
- 5 BAD TIMES

- 98 DK, UNCERTAIN (PROBE: REPEAT QUESTION)
- * 99 NA

UNHSC

CCON4

“Looking ahead, which would you say is more likely – that in the country as a whole we will have continuous GOOD TIMES during the next FIVE YEARS or so, or that we will have periods of WIDESPREAD UNEMPLOYMENT or DEPRESSION, or what?”

- 1 CONTINUOUS GOOD TIMES
- 2 MIXED
- 3 WIDESPREAD UNEMPLOYMENT/DEPRESSION

- 98 DK, UNCERTAIN
- * 99 NA / REFUSED

UNHSC

CCON5

“Now thinking about the big things people buy for their home -- such as furniture, a refrigerator, a stove, televisions and things like that. Generally speaking, do you think now is a GOOD or BAD time for people to buy MAJOR HOUSEHOLD ITEMS?”

- 1 GOOD TIME
- 2 PRO-CON
- 3 BAD TIME

- 98 DK (PROBE: REPEAT QUESTION)
- * 99 NA

UNHSC

TRACKUS

“Do you think things in this country are generally going in the right direction or are they seriously off on the wrong track?”

- 1 RIGHT DIRECTION
- 2 WRONG TRACK

- 98 DK (PROBE: REPEAT QUESTION)
- * 99 NA

UNHSC

MIP

“Let’s turn to the State of New Hampshire ... There are many problems facing the STATE OF NEW HAMPSHIRE today. In general, what do you think is the most IMPORTANT problem facing the STATE OF NEW HAMPSHIRE today?” (PROBE: “Could you be more SPECIFIC or give me an example?”)

RECORD VERBATIM PROBE FOR SPECIFIC ANSWER

UNHSC

GOVAPP

“GENERALLY SPEAKING, do you approve or disapprove of the way Governor Lynch is handling his job as governor?”

(IF APPROVE): “Would you say that you STRONGLY approve of the way he is handling his job as governor, or that you approve only SOMEWHAT?”

(IF DISAPPROVE): “Would you say that you STRONGLY disapprove of the way he is handling his job as governor, or that you disapprove only SOMEWHAT?”

(IF NEITHER, NOT SURE, DK): “Would you say that you lean a little more toward APPROVING or DISAPPROVING of the way he is handling his job as governor?”

- 1 STRONGLY APPROVE
- 2 APPROVE SOMEWHAT
- 3 LEAN TOWARD APPROVING

- 4 NEITHER, NOT SURE, DK

- 5 LEAN TOWARD DISAPPROVING
- 6 DISAPPROVE SOMEWHAT
- 7 STRONGLY DISAPPROVE

* 99 NA

UNHSC

TRACKNH

“Do you think things in New Hampshire are generally going in the right direction or are they seriously off on the wrong track?”

- 1 RIGHT DIRECTION
- 2 WRONG TRACK

- 98 DK (PROBE: REPEAT QUESTION)

* 99 NA

NHFAV

"Next, I'd like to get your overall opinion of some people who have been in the news. As I read each name, please say if you have a favorable or unfavorable opinion of this person - or if you have never heard of him or her."

"First, how about ...

ROTATE NHFAV TO NHFAV6

NHFAV1

"President George W. Bush?"

(READ IF NECESSARY) "Would you say you have a favorable or unfavorable opinion of him?"

- 1 FAVORABLE
- 2 NEITHER FAVORABLE OR UNFAVORABLE - VOLUNTEERED
- 3 UNFAVORABLE

- 98 DK / NEVER HEARD OF / KNOW TOO LITTLE TO SAY
- 99 NA / REFUSED

NHFAV2

"Congressman Paul Hodes?"

(READ IF NECESSARY) "Would you say you have a favorable or unfavorable opinion of him?"

NHFAV3

"Senator Judd Gregg?"

(READ IF NECESSARY) "Would you say you have a favorable or unfavorable opinion of him?"

NHFAV4

"Governor John Lynch?"

(READ IF NECESSARY) "Would you say you have a favorable or unfavorable opinion of him?"

NHFAV5

"Congressperson Carol Shea-Porter?"

(READ IF NECESSARY) "Would you say you have a favorable or unfavorable opinion of her?"

NHFAV6

"Senator John Sununu?"

(READ IF NECESSARY) "Would you say you have a favorable or unfavorable opinion of him?"

REGVOTE

"Let's turn to politics for a minute. Are you registered to vote at your current address?"

IF YES:

"Are you registered as a Democrat, Independent, Republican or something else?"

- 1 REGISTERED DEMOCRAT
- 2 REGISTERED INDEPENDENT / UNAFFILIATED
- 3 REGISTERED REPUBLICAN
- 4 REGISTERED - OTHER

- 98 NOT REGISTERED / DK (DO NOT PROBE)
- 99 NA / REFUSED

PRIMINT

"As you know, the New Hampshire Presidential Primary is being held next January. How interested would you say you are in the New Hampshire Primary election ... extremely interested ...very interested ... somewhat interested ... or not very interested?"

- 1 EXTREMELY INTERESTED
- 2 VERY INTERESTED
- 3 SOMEWHAT INTERESTED
- 4 NOT VERY INTERESTED

- 98 DK (DO NOT PROBE)
- 99 NA

P3

"Which of the following statements best describes you ... (READ NUMBERS 1 TO 5)

- 1 I will probably NOT vote in the Presidential Primary election, → SKIPTO PRES08
- 2 I MAY vote in the Primary election,
- 3 Unless some emergency comes up, I WILL vote in the Primary election,
- 4 I will DEFINITELY vote in the Primary election, or
- 5 I just don't know at this time." → SKIPTO PRES08

- 99 NA/REFUSED → SKIPTO PRES08

ASK IF REGVOTE = 2, 4, OR 98

DKPRIM

"Which Presidential primary election do you think you will vote in, in 2008 ... the Republican Primary or the Democratic Primary?"

- 1 VOTE IN REPUBLICAN PRIMARY – SKIPTO GOPFAV
- 2 VOTE IN DEMOCRATIC PRIMARY – SKIPTO DEMFAV
- 3 DK/NOT SURE/DEPENDS - "As of today, which primary are you most likely to vote in?" – SKIPTO PRES08

- 4 WILL NOT VOTE IN 2008 PRIMARY – SKIPTO PRES08

- 99 NA / REFUSED – SKIPTO PRES08

ASK GOP PRIMARY VOTERS

GOPFAV

"Next, I'd like to get your overall opinion of some REPUBLICANS who have indicated they plan to run for President in 2008. As I read each name, please say if you have a favorable or unfavorable opinion of this person - or if you have never heard of him."

"First, ... how about ... ROTATE GOPFAV1 TO GOPFAV14

GOPFAV1

"Kansas Senator Sam Brownback"

(READ IF NECESSARY) "Would you say you have a favorable or unfavorable opinion of him?"

- 1 FAVORABLE
- 2 NEITHER FAVORABLE OR UNFAVORABLE - VOLUNTEERED
- 3 UNFAVORABLE

- 98 DK / NEVER HEARD OF / KNOW TOO LITTLE TO SAY
- 99 NA / REFUSED

GOPFAV2

"Former New York City Mayor Rudy Giuliani?"

GOPFAV3

"Arizona Senator John McCain?"

GOPFAV4

"Former Massachusetts Governor Mitt Romney?"

GOPFAV5

"Former New York Governor George Pataki?"

GOPFAV6

Former Arkansas Governor Mike Huckabee?"

GOPFAV7

"Nebraska Senator Chuck Hagel?"

GOPFAV8

"Former Virginia Governor Jim Gilmore?"

GOPFAV9

"Former Speaker of the House Newt Gingrich?"

GOPFAV10

"California Congressman Duncan Hunter?"

GOPFAV11

"Colorado Congressman Tom Tancredo?"

GOPFAV12

"Businessman John Cox?"

GOPFAV13

"Former Wisconsin Governor Tommy Thompson?"

GOPFAV14

"Texas Congressman Ron Paul?"

GOPPRIM

"I know it is early, but if the Republican primary for president were held today, which of the following would you support for the Republican nomination for president ... Sam Brownback ... John Cox ... Jim Gilmore ... Newt Gingrich ... Rudy Giuliani ... Chuck Hagel ... Mike Huckabee ... Duncan Hunter ... John McCain ... George Pataki ... Ron Paul ... Mitt Romney ... Tom Tancredo ... Tommy Thompson ... or someone else?"

ROTATE CANDIDATES

- 1 SAM BROWNBACK
- 2 JOHN COX
- 3 JIM GILMORE
- 4 NEWT GINGRICH
- 5 RUDY GIULIANI
- 6 CHUCK HAGEL
- 7 MIKE HUCKABEE
- 8 DUNCAN HUNTER
- 9 JOHN MCCAIN
- 10 GEORGE PATAKI
- 11 RON PAUL
- 12 MITT ROMNEY
- 13 TOM TANCREDO
- 14 TOMMY THOMPSON
- 15 SOMEONE ELSE -- SPECIFY

- 97 WILL NOT VOTE
- 98 DK / NOT SURE
- 99 NA / REFUSED

SKIPTO NODEM

ASK DEM PRIMARY VOTERS

DEMFAV

"Next, I'd like to get your overall opinion of some DEMOCRATS who have indicated they plan to run for President in 2008. As I read each name, please say if you have a favorable or unfavorable opinion of this person - or if you have never heard of him or her."

"First, how about ...

ROTATE DEMFAV1 TO DEMFAV12

DEMFAV1

"Delaware Senator Joe Biden?"

(READ IF NECESSARY) "Would you say you have a favorable or unfavorable opinion of him?"

- 1 FAVORABLE
- 2 NEITHER FAVORABLE OR UNFAVORABLE - VOLUNTEERED
- 3 UNFAVORABLE

- 98 DK / NEVER HEARD OF / KNOW TOO LITTLE TO SAY
- 99 NA / REFUSED

DEMFAV2

"Retired General Wesley Clark?"

DEMFAV3

"New York Senator Hillary Clinton?"

DEMFAV4

"Connecticut Senator Chris Dodd?"

DEMFAV5

"Former North Carolina Senator John Edwards?"

DEMFAV6

"Former Vice President Al Gore?"

DEMFAV7

"Former Alaska Senator Mike Gravel (gra – VELLE)?"

DEMFAV8

"Ohio Congressman Dennis Kucinich?"

DEMFAV9

"Illinois Senator Barack Obama?"

DEMFAV10

"New Mexico Governor Bill Richardson?"

DEMFAV11

"Reverend Al Sharpton?"

DEMFAV12

"Former Iowa Governor Tom Vilsack?"

DEMPRIM

"I know it is early, but if the Democratic primary for president were held today, which of the following would you support for the Democratic nomination for president ... Joe Biden ... Wesley Clark ... Hillary Clinton ... Chris Dodd ... John Edwards ... Al Gore ... Mike Gravel (gra-VELLE) ... Dennis Kucinich ... Barack Obama ... Bill Richardson ... Al Sharpton ... Tom Vilsack ... or someone else?"

ROTATE CANDIDATES

- 1 JOE BIDEN
- 2 WESLEY CLARK
- 3 HILLARY CLINTON
- 4 CHRIS DODD
- 5 JOHN EDWARDS
- 6 AL GORE
- 7 MIKE GRAVEL
- 8 DENNIS KUCINICH
- 9 BARACK OBAMA
- 10 BILL RICHARDSON
- 11 AL SHARPTON
- 12 TOM VILSACK
- 13 SOMEONE ELSE -- SPECIFY

- 97 WILL NOT VOTE
- 98 DK / NOT SURE
- 99 NA / REFUSED

NODEM

"Which of the following Democratic presidential candidates would you say you like the LEAST ... Joe Biden ... Wesley Clark ... Hillary Clinton ... Chris Dodd ... John Edwards ... Al Gore ... Mike Gravel (gra-VELLE) ... Dennis Kucinich ... Barack Obama ... Bill Richardson ... Al Sharpton ... Tom Vilsack ... or someone else?"

ROTATE CANDIDATES

- 1 JOE BIDEN
- 2 WESLEY CLARK
- 3 HILLARY CLINTON
- 4 CHRIS DODD
- 5 JOHN EDWARDS
- 6 AL GORE
- 7 MIKE GRAVEL
- 8 DENNIS KUCINICH
- 9 BARACK OBAMA
- 10 BILL RICHARDSON
- 11 AL SHARPTON
- 12 TOM VILSACK
- 13 SOMEONE ELSE -- SPECIFY

- 97 WILL NOT VOTE
- 98 DK / NOT SURE
- 99 NA / REFUSED

NOGOP

"Which of the following Republican presidential candidates would you say you like the LEAST ... Sam Brownback ... John Cox ... Jim Gilmore ... Newt Gingrich ... Rudy Giuliani ... Chuck Hagel ... Mike Huckabee ... Duncan Hunter ... John McCain ... George Pataki ... Ron Paul ... Mitt Romney ... Tom Tancredo ... Tommy Thompson ... or someone else?"

ROTATE CANDIDATES

- 1 SAM BROWNBACK
- 2 JOHN COX
- 3 JIM GILMORE
- 4 NEWT GINGRICH
- 5 RUDY GIULIANI
- 6 CHUCK HAGEL
- 7 MIKE HUCKABEE
- 8 DUNCAN HUNTER
- 9 JOHN MCCAIN
- 10 GEORGE PATAKI
- 11 RON PAUL
- 12 MITT ROMNEY
- 13 TOM TANCREDO
- 14 TOMMY THOMPSON
- 15 SOMEONE ELSE -- SPECIFY

- 97 WILL NOT VOTE
- 98 DK / NOT SURE
- 99 NA / REFUSED

PRES08

"Thinking ahead ... If the election for president were held today, would you vote for the Republican candidate or the Democratic candidate ... or would you probably not vote in the Presidential election?"

IF UNDECIDED: "If you had to choose, would you lean more toward the Republican candidate or the Democratic candidate?"

- 1 REPUBLICAN CANDIDATE
- 2 DEMOCRATIC CANDIDATE
- 3 PROBABLY NOT VOTE

- 4 OTHER (VOLUNTEERED)

- 98 DK / NOT SURE
- 99 NA / REFUSED

NHFMC

GM1

“Next, I would like to ask you a couple of questions about same-sex marriage. For these questions, I am referring only to civil marriages licensed by the State. Religious denominations are not required to accept civil marriages or to provide religious ceremonies for them.”

“Would you support or oppose a law that would allow the State to issue civil marriage licenses to gay and lesbian couples?”

IF SUPPORT: “Do you strongly support this or just somewhat?”

IF OPPOSE: “Do you strongly oppose this or just somewhat?”

IF DK/NOT SURE: “Do you lean more toward favoring or opposing?”

- 1 STRONGLY SUPPORT
- 2 SUPPORT SOMEWHAT
- 3 LEAN TOWARD SUPPORTING
- 4 NEITHER, NOT SURE, DK
- 5 LEAN TOWARD OPPOSING
- 6 OPPOSE SOMEWHAT
- 7 STRONGLY OPPOSE

* 99 NA/REFUSED

NHFMC

GM2

“Would you favor or oppose allowing gay couples to go a justice of the peace and get a marriage license?”

IF FAVORS: Do you strongly favor this or just somewhat?

IF OPPOSE: Do you strongly oppose this or just somewhat?

If DK/NOT SURE: Do you lean more toward favoring or opposing?

- 1 STRONGLY FAVOR
- 2 SUPPORT FAVOR
- 3 LEAN TOWARD FAVORING
- 4 NEITHER, NOT SURE, DK
- 5 LEAN TOWARD OPPOSING
- 6 OPPOSE SOMEWHAT
- 7 STRONGLY OPPOSE

* 99 NA/REFUSED

NHFMC

GM3

“Would it bother you if gay couples could go to a justice of the peace and get a marriage license?”

- 1 YES – WOULD BOTHER ME
- 2 NO – WOULD NOT BOTHER ME

98 DK / NOT SURE

99 NA / REFUSED

COMR1

“Let’s change the subject again. In the past year, how often would you say you travel to or from the Boston area for work, shopping, or to go to Logan airport ... would you say daily ... 2 to 3 times a week ... once or twice a month ... less often ... or never?”

- 1 DAILY
- 2 2 TO 3 TIMES A WEEK
- 3 ONCE OR TWICE A MONTH
- 4 LESS OFTEN
- 5 NEVER

- 98 DON’T KNOW / NOT SURE
- 99 NEVER

COMR2

“In the past year, about how often would you say you have ridden a passenger train to or from the Boston area for work, shopping, or to go to Logan airport ... would you say daily ... 2 to 3 times a week ... once or twice a month ... less often ... or never?”

- 1 DAILY
- 2 2 TO 3 TIMES A WEEK
- 3 ONCE OR TWICE A MONTH
- 4 LESS OFTEN
- 5 NEVER

- 98 DON’T KNOW / NOT SURE
- 99 NEVER

COMR3

“If a passenger train station were located in Nashua or Manchester that would allow you to take a regular passenger train to or from the Boston area, how often do you think you would ride it ... daily ... 2 to 3 times a week ... once or twice a month ... less often ... or never?”

- 1 DAILY
- 2 2 TO 3 TIMES A WEEK
- 3 ONCE OR TWICE A MONTH
- 4 LESS OFTEN
- 5 NEVER

- 98 DON’T KNOW / NOT SURE
- 99 NEVER

COMR4

“There is a proposal to expand rail service into New Hampshire through Nashua to Manchester, including the Manchester Airport and possibly to Wilton and Portsmouth. Would you favor or oppose extending rail service into New Hampshire?”

“Is that strongly or just somewhat?”

- 1 STRONGLY FAVOR
- 2 SOMEWHAT FAVOR
- 3 NEUTRAL - VOLUNTEERED
- 4 SOMEWHAT OPPOSE
- 5 STRONGLY OPPOSE

- 98 DON’T KNOW / NOT SURE
- 99 NEVER

COMR5

“Should the state of New Hampshire create a Rail Authority to oversee the potential expansion of passenger rail into New Hampshire?”

- 1 YES
- 2 NO

- 98 DON'T KNOW / NOT SURE
- 99 NEVER

COMR6

“One major obstacle for extending passenger rail service into New Hampshire is the cost of liability insurance. There is proposed legislation that would cap total liability awards for passenger rail accidents at 75 million dollars per year. Would you favor or oppose a cap on passenger rail damages of 75 million dollars per year?”

“Is that strongly or just somewhat?”

- 1 STRONGLY FAVOR
- 2 SOMEWHAT FAVOR
- 3 NEUTRAL - VOLUNTEERED
- 4 SOMEWHAT OPPOSE
- 5 STRONGLY OPPOSE

- 98 DON'T KNOW / NOT SURE
- 99 NEVER

NHALC1

“On another topic, how important is the issue of underage drinking to you ... very important ... somewhat important ... not very important ... or not important at all?”

- 1 VERY IMPORTANT
- 2 SOMEWHAT IMPORTANT
- 3 NOT VERY IMPORTANT
- 4 NOT IMPORTANT AT ALL

- 98 DK / NOT SURE – PROBE: REREAD QUESTION
- 99 NA / REFUSED

NHALC2

How aware would you say you are of the ‘Buyers Beware’ public awareness campaign ... very aware ... somewhat aware ... not very aware ... or not aware at all?”

- 1 VERY AWARE
- 2 SOMEWHAT AWARE
- 3 NOT VERY AWARE
- 4 NOT AWARE AT ALL → SKIPTO NHALC4

- 98 DK / NOT SURE – DO NOT PROBE → SKIPTO NHALC4
- 99 NA / REFUSED → SKIPTO NHALC4

NHALC3

“How did you hear about the ‘Buyer Beware’ campaign?” “Any other way?”

DO NOT READ RESPONSES – CLICK FIRST 3 MENTIONED IN ORDER

- 1 TELEVISION
- 2 NEWSPAPER
- 3 RADIO
- 4 POSTER / ADVERTISEMENT AT LIQUOR STORE
- 5 POSTER / ADVERTISEMENT AT CONVENIENCE STORE
- 6 POSTER / ADVERTISEMENT AT RESTAURANT
- 7 AT A SPORTING EVENT
- 8 FROM FRIEND / FAMILY / CO-WORKER
- 9 OTHER – SPECIFY

- 98 DON'T KNOW / NOT SURE
- 99 NA / REFUSED

NHALC4

“The maximum criminal penalty for providing alcohol to a minor is \$2,000 and/or one year in jail. How aware would you say you were about the criminal penalties for providing alcohol to a minor ... very aware ... somewhat aware ... not very aware ... or not aware at all?”

- 1 VERY AWARE
- 2 SOMEWHAT AWARE
- 3 NOT VERY AWARE
- 4 NOT AWARE AT ALL

- 98 DK / NOT SURE – DO NOT PROBE
- 99 NA / REFUSED

NHALC5

“Do you agree or disagree with the following statement ... adults who are aware of the criminal penalties for providing alcohol to a minor are less likely to do so?”

“Is that strongly or just somewhat?”

- 1 STRONGLY AGREE
- 2 SOMEWHAT AGREE
- 3 NEUTRAL - VOLUNTEERED
- 4 SOMEWHAT DISAGREE
- 5 STRONGLY DISAGREE

- 98 DK / NOT SURE – DO NOT PROBE
- 99 NA / REFUSED

NHALC6

“Do you think parents should be allowed to provide alcohol to minors when they are in their own home?”

- 1 YES
- 2 NO

- 98 DK / NOT SURE
- 99 NA / REFUSED

NHPTV1

“I’m going to now ask some questions about people’s health and well-being. Please rate how much you agree or disagree with the following statement using a scale where 1 means you strongly disagree with the statement and 7 means you strongly agree.”

“IN THE LAST 3 MONTHS, I have taken action to improve or maintain healthy eating or exercise habits for me or my family.”

IF NECESSARY: “Do you agree or disagree with this statement on a scale where 1 means you strongly disagree and 7 means you strongly agree.”

- 1 STRONGLY DISAGREE
- 2
- 3
- 4
- 5
- 6
- 7 STRONGLY AGREE

- 98 DK / NOT SURE – PROBE: RE-READ STATEMENT
- 99 NA / REFUSED

NHPTV2

“How severe a problem is ADULT obesity in the country today, on a scale where 1 means not severe at all and 7 means very severe?”

- 1 NOT SEVERE AT ALL
- 2
- 3
- 4
- 5
- 6
- 7 VERY SEVERE

- 98 DK / NOT SURE – PROBE: RE-READ STATEMENT
- 99 NA / REFUSED

NHPTV3

“How severe a problem is CHILDHOOD obesity in the country today, on a scale where 1 means not severe at all and 7 means very severe?”

- 1 NOT SEVERE AT ALL
- 2
- 3
- 4
- 5
- 6
- 7 VERY SEVERE

- 98 DK / NOT SURE – PROBE: RE-READ STATEMENT
- 99 NA / REFUSED

NHPTV4

“How important to you is preventing ADULT obesity, on a scale where 1 means not important at all and 7 means very important?”

- 1 NOT AT ALL IMPORTANT
- 2
- 3
- 4
- 5
- 6
- 7 VERY IMPORTANT

- 98 DK / NOT SURE – PROBE: RE-READ STATEMENT
- 99 NA / REFUSED

NHPTV5

“How important to you is preventing CHILDHOOD obesity, on a scale where 1 means not important at all and 7 means very important.”

- 1 NOT AT ALL IMPORTANT
- 2
- 3
- 4
- 5
- 6
- 7 VERY IMPORTANT

- 98 DK / NOT SURE – PROBE: RE-READ STATEMENT
- 99 NA / REFUSED

NHPTV6

“Do you know of any campaigns or projects in New Hampshire that are addressing healthy weight, exercise, and nutrition for families?”

- 1 YES
- 2 NO → SKIP TO NHPTV7

- 98 DK / NOT SURE – DO NOT PROBE → SKIP TO NHPTV7
- 99 NA / REFUSED → SKIP TO NHPTV7

NHPTV6A

“Could you tell me the names of those programs?”

PROBE FOR SPECIFIC PROGRAM NAME AND SPECIFIC ORGANIZATION SPONSORING PROGRAM.

RECORD ALL MENTIONED

NHPTV7

“Have you heard of LiveFIT New Hampshire?”

- 1 YES
- 2 NO → SKIP TO NHCLF1

- 98 DK / NOT SURE – DO NOT PROBE → SKIP TO NHCLF1
- 99 NA / REFUSED → SKIP TO NHCLF1

NHPTV7A

“Where do you remember hearing about it?” “Anywhere else?”

DO NOT READ RESPONSES. CLICK FIRST 3 MENTIONED IN ORDER

- 1 TELEVISION
- 2 NEWSPAPER
- 3 RADIO
- 4 INTERNET
- 5 EMAIL
- 6 LISTSERVS
- 7 MAGAZINE
- 8 FRIENDS/FAMILY
- 9 OTHER -- SPECIFY
- 10 NOT SURE
- 11 NA / REFUSED

NHCLF1

“I’d like to change the subject again and ask some questions about health care issues. In the past two years, have you had any contact with the aides and personal caregivers who work in home care, homemaker services, nursing homes, assisted living, or adult day care programs with elderly or disabled persons?”

- 1 YES
- 2 NO → SKIP TO NHCLF4

- 98 DON’T KNOW / NOT SURE → SKIP TO NHCLF4
- 99 NA / REFUSED → SKIP TO NHCLF4

NHCLF2

“In what capacity was that person working ... in a nursing home or assisted living facility ... providing in-home care or homemaker services ... in an adult day-care or adult respite program ... or providing personal care services, such as help dressing, bathing, or going out of the home?”

- 1 NURSING HOME / ASSISTED LIVING FACILITY
- 2 PROVIDING IN-HOME CARE / HOMEMAKER SERVICES
- 3 ADULT RESPITE OR DAY CARE PROGRAM
- 4 PROVIDING PERSON CARE

- 98 DON’T KNOW / NOT SURE
- 99 NA / REFUSED

NHCLF3

“Who was receiving the care or the services ... an elderly parent ... a spouse or other immediate family member ... some other relative ... or a friend or neighbor?”

- 1 ELDERLY PARENT
- 2 SPOUSE / IMMEDIATE FAMILY MEMBER
- 3 OTHER RELATIVE
- 4 FRIEND / NEIGHBOR

- 98 DON'T KNOW / NOT SURE
- 99 NA / REFUSED

NHCLF4

“There will likely be a shortage of workers in New Hampshire to provide services to allow elderly and disabled persons to live in their homes. Would you favor or oppose an increase in government funds to attract more people to this line of work?”

IF YES: “Would you favor or oppose it even if your taxes were increased slightly?”

- 1 FAVOR EVEN IF TAXES INCREASED SLIGHTLY
- 2 FAVOR, BUT NOT IF TAXES ARE INCREASED
- 3 OPPOSE

- 98 DON'T KNOW / NOT SURE
- 99 NA / REFUSED

NHCLF5

“Which of the following comes closest to your point of view ... ROTATE RESPONSES ... providing care for elderly and disabled people to allow them to stay in their homes is the responsibility of their individual families ... OR providing care for elderly and disabled people to allow them to stay in their homes is the responsibility of the government?”

“Do you feel that strongly or just somewhat?”

- 1 STRONGLY – INDIVIDUAL FAMILIES
- 2 SOMEWHAT – INDIVIDUAL FAMILIES
- 3 NEUTRAL (VOLUNTEERED)
- 4 SOMEWHAT – GOVERNMENT
- 5 STRONGLY - GOVERNMENT

- 98 DON'T KNOW / NOT SURE
- 99 NA / REFUSED

UNHSC

D1

“Now, a few final questions ...”

“Are you currently married, widowed, divorced, separated, or have you never been married?”

- 1 MARRIED (INCLUDE COMMON LAW MARRIAGE & SPOUSE AWAY IN MILITARY)
- 2 WIDOWED
- 3 DIVORCED
- 4 SEPARATED
- 5 NEVER MARRIED (INCLUDING ANNULMENTS)
- 6 LIVING TOGETHER NOT MARRIED (VOLUNTEERED)

- * 99 NA / REFUSED

UNHSC

D2

“Are you or any other person in your household a member of a labor union?”

- 1 YES
- 2 NO

- 98 DK (DO NOT PROBE)

- * 99 NA / REFUSED

UNHSC

D3

“What is the highest grade in school, or level of education that you’ve completed and got credit for ...” [READ RESPONSES]

- 1 “Eighth grade or less,
- 2 Some high school,
- 3 High school graduate, (INCLUDES G.E.D.)
- 4 Technical school,
- 5 Some college,
- 6 College graduate,
- 7 Or postgraduate work?”

- 98 DK (DO NOT PROBE)

- * 99 NA / REFUSED

D4

“GENERALLY SPEAKING, do you usually think of yourself as a Republican, a Democrat, an Independent or what?”

(IF REPUBLICAN): “Would you call yourself a STRONG Republican or a NOT VERY STRONG Republican?”

(IF DEMOCRAT): “Would you call yourself a STRONG Democrat or a NOT VERY STRONG Democrat?”

(IF INDEPENDENT, NO PREFERENCE, OR OTHER): “Do you think of yourself as closer to the Republican or to the Democratic party?”

- 1 STRONG DEMOCRAT
- 2 NOT VERY STRONG DEMOCRAT
- 3 INDEPENDENT, BUT CLOSER TO DEMOCRATS
- 4 INDEPENDENT--CLOSER TO NEITHER
- 5 INDEPENDENT, BUT CLOSER TO REPUBLICANS
- 6 NOT VERY STRONG REPUBLICAN
- 7 STRONG REPUBLICAN

98 OTHER PARTY

* 99 DK / NA / REFUSED

VOTE04

“Think back to the election for President in 2004. Did you vote George Bush, John Kerry, Ralph Nader, or did you skip that election?”

- 1 GEORGE BUSH - REPUBLICAN
- 2 JOHN KERRY - DEMOCRAT
- 3 RALPH NADER - INDEPENDENT
- 4 OTHER

97 DID NOT VOTE

98 DK / NOT SURE

* 99 NA / REFUSED

UNHSC

D5

“We hear a lot of talk these days about liberals and conservatives. What about yourself--that is, in politics, do you generally think of yourself as a liberal, a moderate, or a conservative?” (PROBE: “In general . . .”)

(IF LIBERAL): “Would you say you are EXTREMELY liberal, FAIRLY liberal, or just SOMEWHAT liberal?”

(IF CONSERVATIVE): “Would you say you are EXTREMELY conservative, FAIRLY conservative, or just SOMEWHAT conservative?”

(IF MODERATE MIDDLE OF THE ROAD): “Would you say that you LEAN a little more toward the LIBERAL side or the CONSERVATIVE side?”

- 1 EXTREMELY LIBERAL
- 2 FAIRLY LIBERAL
- 3 SOMEWHAT LIBERAL
- 4 MODERATE--LEANS LIBERAL
- 5 MODERATE--LEANS NEITHER
- 6 MODERATE--LEANS CONSERVATIVE
- 7 SOMEWHAT CONSERVATIVE
- 8 FAIRLY CONSERVATIVE
- 9 EXTREMELY CONSERVATIVE

97 REFUSED

98 DK (PROBE: “In general . . .”)

* 99 NA / REFUSED

D6

"On another topic ... What is your religious preference? Is it Protestant, Catholic, Jewish, some other religion, or no religion?"

- 1 PROTESTANT
- 2 CATHOLIC
- 3 JEWISH
- 4 NONE, NO RELIGION
- 5 OTHER (SPECIFY)

- 97 REFUSED
- 98 DON'T KNOW / NOT SURE
- 99 NA / REFUSED

D7

"How often do you attend religious services apart from occasional weddings, baptisms, or funerals ... more than once a week ... once week ... once or twice a month ... a few times a year ... or never?"

- 1 MORE THAN ONCE A WEEK
- 2 ONCE A WEEK
- 3 ONCE OR TWICE A MONTH
- 4 A FEW TIMES A YEAR
- 5 NEVER

- 98 DK (DO NOT PROBE)
- 99 NA

UNHSC

ABORT

"Which of the following statements BEST represents your position on abortion ... abortions should be legal in ALL circumstances ... abortion should be legal in limited circumstances, such as in cases of rape or incest or when the mother's life is in danger ... or, abortion should not be legal in ANY circumstance?" (ROTATE ANSWER OPTIONS)

- 1 LEGAL IN ALL CIRCUMSTANCES
- 2 LEGAL IN LIMITED CIRCUMSTANCES
- 3 NOT LEGAL IN ANY CIRCUMSTANCE

- 98 DK/NOT SURE (DO NOT PROBE)
- 99 NA / REFUSED

UNHSC

D8

"What is your current age?"

____ : ____ : ____ : (RECORD EXACT NUMBER OF YEARS OLD -- E.G., 45)
: ____ : ____ :

- 96 NINETY-SIX YEARS OF AGE OR OLDER
- 97 REFUSED
- 98 DK
- * 99 NA

UNHSC

D9

"How many years have you lived in the State of New Hampshire?"

IF "ALL MY LIFE" ASK – "About how many years is that?"

RECORD EXACT NUMBER OF YEARS OF RESIDENCE

1	ONE YEAR OR LESS
96	96 YEARS OF MORE
97	REFUSED
98	DK
* 99	NA

UNHSC

MVFROM

"Have you always lived in New Hampshire or did you move here from another state?"

IF MOVED HERE ASK: "What state did you move here from?"

ENTER STATE NUMBER

95 ALWAYS LIVED IN NH → SKIPTO EMPLOY

96 CANADA

97 OTHER COUNTRY

98 DON'T KNOW

99 REFUSED

UNHSC

MVTONH

"What year did you move to New Hampshire?"

ENTER LAST TWO DIGITS OF YEAR RESPONDENT SAYS.

EXAMPLE: 1965 ENTER "65"

EXAMPLE 2004 ENTER "04"

998 DON'T KNOW

999 NA/REFUSED

UNHSC
EMPLOY

"Which of the following best describes your current employment status... Are you currently ...

READ RESPONSES. IF R GIVES 2 RESPONSES, ENTER LOWER NUMBER

- | | |
|----|----------------------------------|
| 1 | Employed full-time, |
| 2 | Employed part-time, |
| 3 | Self-employed, |
| 4 | Retired and not working, |
| 5 | Unemployed and looking for work, |
| 6 | Homemaker, |
| 7 | Disabled, or a |
| 8 | Student?" |
| 98 | DK / NOT SURE (DO NOT PROBE) |
| 99 | NA / REFUSED |

UNHSC
D10

"How many of the persons who CURRENTLY live in your household are under 18 years of age, including babies and small children?"

- | | |
|------|---------------|
| 0 | NONE |
| 1 | ONE |
| 2 | TWO |
| 3 | THREE |
| 4 | FOUR |
| 5 | FIVE |
| 6 | SIX |
| 7 | SEVEN OR MORE |
| 98 | DK |
| * 99 | NA / REFUSED |

UNHSC
D11

"Including yourself, how many adults CURRENTLY live in your household?"

- | | |
|------|---------------|
| 1 | ONE |
| 2 | TWO |
| 3 | THREE |
| 4 | FOUR |
| 5 | FIVE |
| 6 | SIX |
| 7 | SEVEN OR MORE |
| 98 | DK |
| * 99 | NA / REFUSED |

UNHSC

D12

"Do you own or rent your home?"

- 1 OWN → SKIPTO HMVALUE
- 2 RENT → SKIPTO RENT

- 98 DON'T KNOW -- DO NOT PROBE
- * 99 NA / REFUSED

UNHSC

HMVALUE

"What is the approximate value of your home?"

READ LIST IF NECESSARY: "Is it less than \$100,000 ... \$100,000 to \$150,000 ... \$150,000 to \$200,000 ... \$200,000 to \$250,000 ... \$250,000 to \$300,000 ... \$300,000 to \$350,000 ... \$350,000 to \$400,000 ... \$400,000 to \$450,000 ... \$450,000 to \$500,000 or more than \$500,000?"

- 1 LESS THAN \$100,000
- 2 \$100,000 TO \$150,000
- 3 \$150,001 TO \$200,000
- 4 \$200,001 TO \$250,000
- 5 \$250,001 TO \$300,000
- 6 \$350,001 TO \$400,000
- 7 \$400,001 TO \$500,000
- 8 MORE THAN \$500,000

- 98 DK -- DO NOT PROBE
- 99 NA / REFUSED

SKIPTO D13

UNHSC

RENT

"How much do you pay per month in rent?"

RECORD MONTHLY RENTAL AMOUNT

- 9997 \$9997 OR MORE
- 9998 DK / NOT SURE
- 9999 NA / REFUSED

UNHSC

D13

“How much TOTAL income did you and your family receive in 2006, not just from wages or salaries but from ALL sources -- that is, before taxes and other deductions were made? Was it ... (READ CATEGORIES)

	<u>ANNUAL</u>	<u>MONTHLY EQUIVALENT</u>
1	Less than \$15,000,	LESS THAN \$1,250
2	\$15,000 - \$29,999,	\$1,250 - \$2,499
3	\$30,000 - \$44,999,	\$2,500 - \$3,749
4	\$45,000 - \$59,999,	\$3,750 - \$4,999
5	\$60,000 - \$74,999,	\$5,000 - \$6,249
6	\$75,000 - \$99,999, or	\$6,250 - \$8,333
7	\$100,000 and over?”	\$8,334 AND OVER
97	REFUSED	
98	DK	
* 99	NA	

UNHSC

D14

“Not counting business lines, extension phones, or cellular phones -- on how many different telephone NUMBERS can your household be reached?”

1	ONE
2	TWO
3	THREE
4	FOUR
5	FIVE
6	SIX
7	SEVEN OR MORE
98	DK
* 99	NA / REFUSED

UNHSC

D15

“Finally, would you be willing to be interviewed by a reporter to discuss your reactions to some of the topics we’ve been talking about?”

- 1 YES--”Could I have just your first name in case a reporter wants to call you?” _____
- 2 NO / DK (DO NOT PROBE)
- 99 NA / REFUSED

“Thank you for your time and participation. Your input has been very valuable. Goodbye.”