

Summary report with Bar charts and Full Text

2010 Brookline Master Plan Survey

Thank you for taking the 2010 Brookline Master Plan Survey. This survey should take approximately 20 minutes to complete and will provide valuable information to the Planning Board as they update the Master Plan. If you need to stop taking the survey at anytime and want to come back and finish it, please go to the end of the survey and click on the link "click here to continue this survey later" and you'll receive an email with a link to go back to finish completing the survey. For more information or questions, please contact Valerie Maurer at 673-8855, Ext 215 or at email

Copy of 2010 Brookline Master Plan Survey

Start Date: 10/8/2010

End Date: 12/15/2010

Maximum number of respondents: 1000

Total Respondents Completed: 106










Partial Completes: 0

DEMOGRAPHICS

Age:

• **Select one of the following**

(Each Respondent could choose only **ONE** of the following options:)










Response	Total	% of Total Respondents	%
Under 18	1		1%
18-24	4		4%
25-44	28		27%
45-54	31		30%
55-64	28		27%
65-74	9		9%
75-84	1		1%
85+	1		1%
Total Responses: 103			

VISION

1a) Why did you move to Brookline?

• Select all that apply

(Each Respondent could choose **ANY** of the following options:)

Response	Total	% of Total Respondents	%
New job	15		15%
Transfer	1		1%
Personal choice	56		55%
Quality of schools	34		33%
Services available	3		3%
Location	50		49%
Quality of life	49		48%
Other (please specify)	38		37%
Total Responses: 102			




• Other (please specify)

Airport
neighborhood
Home
Home
Home
Home
Home
Home
Home
Home
Home
Home
Cost of housing
type of house & property




quiet still, close to city
amount of space for the price
liked house
Small town
Business
Parent Job
Reasonably priced real estate in HBHS School System (compared to Hollis)
Rural environment to raise children
to live with boyfriend
family home
Reasonable home prices
family has always been here
family has always been here
was affordable
waterfront home
architecture, affordability (before taxes went crazy!)
a
small town appeal
I have lived in Brookline with my parents since I was born.
born here
Born here
unique property (barn home)
Husband lived here all his life
Friends live here and Amherst was getting too pricey
Trees/Peace/Quiet/Autonomy
Country setting, small town

1b) How long do you intend to stay?



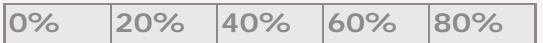
Check only two choices.**. Less than 5 years**(Each Respondent could choose **ANY** of the following options:)

Response	Total	% of Total Respondents	%
First Choice	4		44%
Second Choice	5		56%
Total Responses: 9			



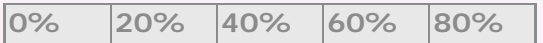
Check only two choices.**. 5-10 years**(Each Respondent could choose **ANY** of the following options:)

Response	Total	% of Total Respondents	%
First Choice	11		73%
Second Choice	4		27%
Total Responses: 15			




Check only two choices.**. 10-20 years**(Each Respondent could choose **ANY** of the following options:)

Response	Total	% of Total Respondents	%
First Choice	10		56%
Second Choice	8		44%
Total Responses: 18			




Check only two choices.**. Until children graduate from high school or college**(Each Respondent could choose **ANY** of the following options:)

Response	Total	% of Total Respondents	%
First Choice	18		78%
Second Choice	5		22%
Total Responses: 23			










Check only two choices.**. 20-30+ years**(Each Respondent could choose **ANY** of the following options:)











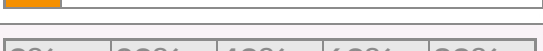

Response	Total	% of Total Respondents	%
First Choice	19		40%
Second Choice	28		60%
Total Responses: 47			

Check only two choices.**. Beyond retirement**(Each Respondent could choose **ANY** of the following options:)

Response	Total	% of Total Respondents	%
First Choice	44		76%
Second Choice	17		29%
Total Responses: 58			

2) What do you feel are the most important features of Brookline that make it a desirable place to live?**. Select all that apply**(Each Respondent could choose **ANY** of the following options:)

Response	Total	% of Total Respondents	%
Small town atmosphere	90		88%
Outdoor recreation opportunities	40		39%
Friendly people	47		46%
Knowing your neighbors	34		33%
Safe	56		55%
Uncrowded and quiet living	68		67%
School system	56		55%
Community spirit	27		26%
Trails (walking, biking, snowmobiling, etc.)	43		42%

Pet friendly	22		22%
Church	12		12%
Brusch Hall (Seniors Center)	6		6%
Lake Potanipo	45		44%
Library	19		19%
Natural landscapes	64		63%
Wildlife	51		50%
Melendy Pond	19		19%
Rural character	72		71%
Conservation lands	43		42%
Other (please specify)	10		10%
Total Responses: 102			




















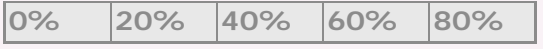
• **Other (please specify)**

family
Nice NE town
DARK SKIES - but not dark enough!!!!
family
opportunities to participate/make a difference
salt is not used on town roads
Less gov't worker creep than surrounding communities.
close to Boston for day trips/air port/hospitals
Good location - an hour to Boston, Worcester, Seacoast, but country living, few traffic problems
Trees/Land/Autonomy

3) Check five of the following that you believe to be the biggest concerns in Brookline:

• **Check FIVE (only)**

(Each Respondent could choose **ANY** of the following options:)






Response	Total	% of Total Respondents	%
High Town taxes	63		61%
High School taxes	74		71%
Excessive housing development	24		23%
Lack of community/recreational facilities	15		14%
Lack of commercial development	46		44%
Lack of affordable housing	15		14%
Loss of conservation land/natural resources	18		17%
Maintaining rural character of town	42		40%
Lack of local job opportunities	38		37%
Lack of local/regional transportation options	14		13%
Access to high speed internet	24		23%
Lack of business	46		44%
Future school facility needs	17		16%
Future Town facility needs	19		18%
Road improvements	10		10%
Public safety	9		9%
Access to state/federal grant opportunities	2		2%
Preserving educational quality	18		17%
Law enforcement	9		9%
Total Responses: 104			

LAND USE

4) How important is the development of the Town Center?

• **Select one of the following**

(Each Respondent could choose only **ONE** of the following options:)

Response	Total	% of Total Respondents	%
Very Important	30		29%
Somewhat Important	39		38%
Not Important	28		27%
No Opinion	6		6%
Total Responses: 103			

5) The town owns 80% of the shoreline property around Melendy Pond. What do you think the Town should do with this property?

Use as conservation property, walking trails, etc.
keep it, conservation, town access to pond for recreation.
Not sure but perhaps keep it as a natural habitat
make decisions which protect the pond as part of the aquifer, improve recreational uses.
Sell it or develop it. Get money for the town from it.
Residents should know all the facts about the property, it's history, and what our options are from a legal standpoint. Personally, I think the town should get out of the leasing/landlord business.
Develop walking path around the pond, with sidewalk access for bikes and strollers.
Maintain a public area for town residents to use the pond and sell the rest for home development or other non commercial use.
Maintain a public area for town residents to use the pond and sell the rest for home development or other non commercial use.
conservation land
not sure
Keep it!
I do not know the land, but if it can be used as a public beach i would be for it.
Sell the lots to the camp owners and get rid of the Melendy Pond Authority. This would generate more revenue for the Town.

Sell the lots to the camp owners and get rid of the Melendy Pond Authority. This would generate more revenue for the Town.
Sell the lots to the camp owners and get rid of the Melendy Pond Authority. This would generate more revenue for the Town.
Sell the lots to the camp owners and get rid of the Melendy Pond Authority. This would generate more revenue for the Town.
Sell the lots to the camp owners and get rid of the Melendy Pond Authority. This would generate more revenue for the Town.
Sell the lots to the camp owners and get rid of the Melendy Pond Authority. This would generate more revenue for the Town.
Sell the lots to the camp owners and get rid of the Melendy Pond Authority. This would generate more revenue for the Town.
Sell the lots to the camp owners and get rid of the melendy pond authority. This would generate more revenue for the town.
Make available for town use
Make it available for town residents, and others. For example; swimming, camping, etc.
Make it available for the "best (public) use".
create a second beach / recreation area (such as Lake Potanipo)and rent camps for the summer season (revenu!)
Create a public beach (the existing is too tiny) and return the remaining shoreline into woodland.
Turn it into a park for residents.
keep it as picnic areas, hiking, swimming. Not sure what current buildings on properties should be used for.
Make it into a recreational center.
Nothing.
Nothing.
Preserve it and maybe give the townspeople access for recreation.
Preserve it in a natural state - i.e. remove the leased cabins
Allow private owners to build single-family homes (establishing certain covenants) to increase property values around the pond.
keep it as conservation land

Not renew leases. Remove structures and return pond to its natural state for recreation uses.
I believe the land is being leased now by homes. I think the town should investigate how many of these homes have been turned into year round homes and are using the town's resources such as schooling, police, fire dept. etc. After this is found out I think taxing of these homes should be re-evaluated.
not sure
Make it a recreational destination like Potanipo.
Turn it into a public park.
Improve public access, but continue the leases to those wishing to continue to have camps on town owned land.
Keep it.
Don't overdevelop but create local jobs and not raise taxes.
use it as a park - open to all residents.
conservation or recreational use
Conservation land and pond
Public community/recreational use, environmental education, charge prop. taxes on those private properties located on the town owned land instead of a yearly "use fee".
The town should not renew leases, subdivide and get out of the landlord business.
conservation land, recreational activities
Public park
Depending on the value, selling a portion of may be reasonable.
Do not take it out from under the people who occupy these homes. Come to an agreeable base agreement with owners of the buildings. No one has a better idea for this property. It would be a shame to take it away from these people and do nothing with it and lose out on tax revenue.
Do not take it out from under the people who occupy these homes. Come to an agreeable base agreement with owners of the buildings. No one has a better idea for this property. It would be a shame to take it away from these people and do nothing with it and lose out on tax revenue.
Create a public access - greater public access. We can continue to maintain leases but not if it endangers the safety of the water/environment.
Aren't the people on the pond paying taxes to the town? If so, let them stay and if they have leases - renew them. We need the income!

Leave it as it is.
"Live and let live". Keep it as the beautiful place it is for those who live there and others who fish and boat there.
Build/permit affordable housing solutions.
Turn into town rec. facility
Ultimately get it available for recreational use by the whole town
Ultimately get it available for recreational use by the whole town
I don't know
Improve town recreation.
Take it back over time. Combine it with adjacent town land as a community resource.
Turn it into conservation land. Make the pond more accessible for non-motor boats (canoe, kayak, etc) and fishing.
conservation land
Do not sell!
Sell it at market value or tax the residents at market value or make it accessible to everyone.
Keep it.
long term: 1) Create a second town recreation area. 2)Acquire the other 20% when it becomes available.
The town should make a beach or park that can be used for recreational activities.
Restrict development on it entirely. A bike/walking trail at most perhaps to connect to the rail trail.
Sell it
Make a portion available strictly for community use and let the rest of it become available for private development.
Leave the situation as is with the current residents of the land.
Sell the property. Develop a process that determines fair market value & given current dwelling owners a chance to buy at an agreed discount to fmv, if owner passes than land will be listed for sale to the general public. Town's should not be in the business of acting as landlord.
Open it to Brookline residents for swimming and non-motorized boating
Sell it to the tenants at a market price, preserving the public access boat ramp.

Let the people leasing it STAY!
Take steps to sell off lots for residential houses. Main goal of maximizing tax revenue.
Leave as is - the leased lots are generating tax revenue for the town.
Keep it and rewrite the leases so we can collect the tax money.
Keep the camp leases or sell the lots to the camp owners.
I don't know enough to have an opinion, but don't sell it. Isn't it a money-earner?
Terminate leases and clean out housing, relay the property to the care of the conservation commission with beach access for residents. Improve beach with sand and parking.
Sell lots to current leaseholders or continue lease programs - bringing revenue to town.
Level current homes and sell off larger plots for development.
Develop building lots per town regs
Sell or rent for town income - schools, recreation, facilities
Use a lottery system to allow perhaps 20% of the current tenants to purchase the land upon which their house sits (and with it at least one adjacent lot). The town retains the rest and tears down the homes on those lots. This would allow some tenants to remain and gain more land than current lot so have more than 1/10 acre for new septic systems, wells, etc.
Create a recreational area for townspeople - the "Max Cohen Grove" is getting maxed out with the growth of the town.
Leave it alone, make it/get a grant to make it a conserve
Use it to make money.
Maintain leases, perhaps built a larger community launch area.
leave it alone.

6) Should the Town require the following of commercial/industrial developments and/or buildings:

. Design (to keep with rural/New England character)

(Each Respondent could choose only **ONE** of the following options:)

Response	Total	% of Total Respondents	%
Yes	85		87%
No	13		13%
Total Responses: 98			

• Maintain surrounding natural resources

(Each Respondent could choose only **ONE** of the following options:)

Response	Total	% of Total Respondents	%
Yes	91		93%
No	7		7%
Total Responses: 98			

• Adequate buffers and setbacks

(Each Respondent could choose only **ONE** of the following options:)

Response	Total	% of Total Respondents	%
Yes	93		92%
No	8		8%
Total Responses: 101			




• Hours of operation

(Each Respondent could choose only **ONE** of the following options:)

Response	Total	% of Total Respondents	%
Yes	51		55%
No	42		45%
Total Responses: 93			



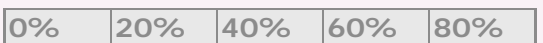
• Lighting

(Each Respondent could choose only **ONE** of the following options:)

Response	Total	% of Total Respondents	%
Yes	71		77%
No	21		23%
Total Responses: 92			

• Signage

(Each Respondent could choose only **ONE** of the following options:)





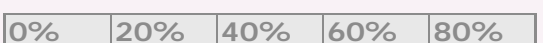
Response	Total	% of Total Respondents	%
Yes	72		77%
No	22		23%
Total Responses: 94			

TRANSPORTATION

7) How much is traffic a concern on the following roadways?





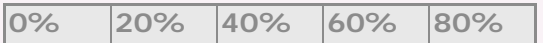
• Rt. 130

(Each Respondent could choose only **ONE** of the following options:)

Response	Total	% of Total Respondents	%
Very Concerned	31		30%
Somewhat Concerned	38		37%
Not Concerned	28		27%
No Opinion	5		5%
Total Responses: 102			





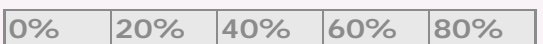
• Rt. 13

(Each Respondent could choose only **ONE** of the following options:)

Response	Total	% of Total Respondents	%
Very Concerned	18		17%
Somewhat Concerned	42		41%
Not Concerned	37		36%
No Opinion	6		6%
Total Responses: 103			





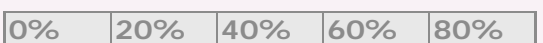
• **Old Milford Rd.**

(Each Respondent could choose only **ONE** of the following options:)

Response	Total	% of Total Respondents	%
Very Concerned	26		25%
Somewhat Concerned	25		24%
Not Concerned	39		38%
No Opinion	13		13%
Total Responses: 103			





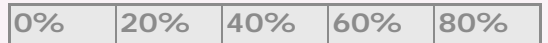
• **Mason Rd.**

(Each Respondent could choose only **ONE** of the following options:)

Response	Total	% of Total Respondents	%
Very Concerned	12		12%
Somewhat Concerned	33		32%
Not Concerned	42		41%
No Opinion	16		16%
Total Responses: 103			





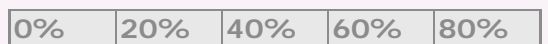
• **North Mason Rd.**

(Each Respondent could choose only **ONE** of the following options:)

Response	Total	% of Total Respondents	%
Very Concerned	4		4%
Somewhat Concerned	33		32%
Not Concerned	47		46%
No Opinion	18		18%
Total Responses: 102			





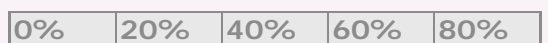
• **Averill Rd./Cleveland Hill Rd.**

(Each Respondent could choose only **ONE** of the following options:)

Response	Total	% of Total Respondents	%
Very Concerned	2		2%
Somewhat Concerned	35		34%
Not Concerned	39		38%
No Opinion	26		25%
Total Responses: 102			

• **Rocky Pond Rd.**

(Each Respondent could choose only **ONE** of the following options:)

Response	Total	% of Total Respondents	%
Very Concerned	11		11%
Somewhat Concerned	38		38%
Not Concerned	34		34%
No Opinion	18		18%
Total Responses: 101			





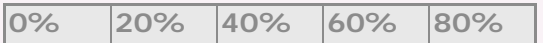
• **Other road of concern:**

speeding on oak hill rd.
Connecting roads to Mass.
Hood Rd.
Hood Rd.
Hood Rd.
Hood Rd.
Hood Rd.
Hood Rd.
Hood Rd.
Hood Rd.
Dupaw Gould Road
Only a concern if not wide enough to support
Need Hollis to PAVE Rocky Pond. It's now a safety issue.
Oak Hill Road - Pepperrell to Liquor Store and Stateline Store
pave dirt roads
pave the dirt roads!
Hood Rd
Hood Rd
Oak Hill to Pepperrell
South Main St. speeding
Westview Drive
Road improvements cause increased traffic

8) Please rate the importance of maintaining and/or improving the following transportation options in Brookline:






. Sidewalks

(Each Respondent could choose only **ONE** of the following options:)

Response	Total	% of Total Respondents	%
Very Important	28		27%
Somewhat Important	50		49%
Not Important	19		18%
No Opinion	6		6%
Total Responses: 103			





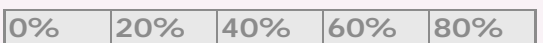
• Bus service

(Each Respondent could choose only **ONE** of the following options:)

Response	Total	% of Total Respondents	%
Very Important	21		21%
Somewhat Important	34		33%
Not Important	39		38%
No Opinion	8		8%
Total Responses: 102			





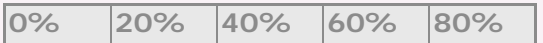
• Park and Ride

(Each Respondent could choose only **ONE** of the following options:)

Response	Total	% of Total Respondents	%
Very Important	16		16%
Somewhat Important	35		34%
Not Important	39		38%
No Opinion	12		12%
Total Responses: 102			





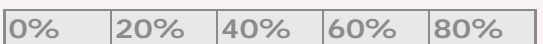
• School pick-up/drop-off at schools

(Each Respondent could choose only **ONE** of the following options:)

Response	Total	% of Total Respondents	%
Very Important	34		34%
Somewhat Important	35		35%
Not Important	16		16%
No Opinion	16		16%
Total Responses: 101			





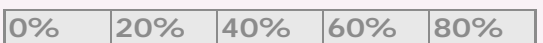
• Pedestrian trails

(Each Respondent could choose only **ONE** of the following options:)

Response	Total	% of Total Respondents	%
Very Important	32		31%
Somewhat Important	54		52%
Not Important	10		10%
No Opinion	8		8%
Total Responses: 104			





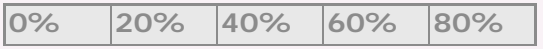
• Bike paths

(Each Respondent could choose only **ONE** of the following options:)

Response	Total	% of Total Respondents	%
Very Important	31		30%
Somewhat Important	52		51%
Not Important	12		12%
No Opinion	7		7%
Total Responses: 102			





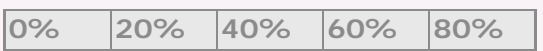
• Paved road shoulder (walk/bike)

(Each Respondent could choose only **ONE** of the following options:)

Response	Total	% of Total Respondents	%
Very Important	52		50%
Somewhat Important	30		29%
Not Important	15		14%
No Opinion	7		7%
Total Responses: 104			





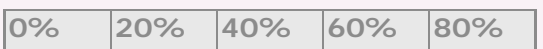
• Rail

(Each Respondent could choose only **ONE** of the following options:)

Response	Total	% of Total Respondents	%
Very Important	17		17%
Somewhat Important	30		29%
Not Important	42		41%
No Opinion	14		14%
Total Responses: 103			





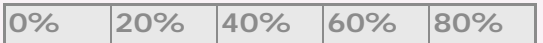
• Public transportation bus service

(Each Respondent could choose only **ONE** of the following options:)

Response	Total	% of Total Respondents	%
Very Important	21		20%
Somewhat Important	30		29%
Not Important	40		39%
No Opinion	12		12%
Total Responses: 103			

• Souhegan Rides

(Each Respondent could choose only **ONE** of the following options:)





Response	Total	% of Total Respondents	%
Very Important	25		25%
Somewhat Important	27		26%
Not Important	25		25%
No Opinion	25		25%
Total Responses: 102			

ECONOMIC DEVELOPMENT

9) Would you be in support of appointing an Economic Development Committee in Brookline to plan for and promote the achievement of the economic goals set forth in the Master Plan?

• **Select one of the following**






(Each Respondent could choose only **ONE** of the following options:)

Response	Total	% of Total Respondents	%
Yes	72		71%
No	9		9%
Unsure	21		21%
Total Responses: 102			

10) Please rate the Town's attributes below as an economic strength, weakness, opportunity, or threat to Brookline's Economic Development by checking the appropriate boxes:





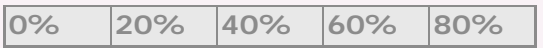
• **Rural character**

(Each Respondent could choose only **ONE** of the following options:)

Response	Total	% of Total Respondents	%
STRENGTH - An advantage for economic growth	41		44%
CHALLENGE - A disadvantage to economic growth	36		39%
OPPORTUNITY - A prospect for economic growth	15		16%
THREAT - A risk to economic growth	1		1%
Total Responses: 93			






• Tax rate

(Each Respondent could choose only **ONE** of the following options:)

Response	Total	% of Total Respondents	%
STRENGTH - An advantage for economic growth	4		4%
CHALLENGE - A disadvantage to economic growth	40		43%
OPPORTUNITY - A prospect for economic growth	6		6%
THREAT - A risk to economic growth	44		47%
Total Responses: 94			






• Zoning

(Each Respondent could choose only **ONE** of the following options:)

Response	Total	% of Total Respondents	%
STRENGTH - An advantage for economic growth	14		17%
CHALLENGE - A disadvantage to economic growth	44		54%
OPPORTUNITY - A prospect for economic growth	15		18%
THREAT - A risk to economic growth	9		11%
Total Responses: 82			






• Safety services

(Each Respondent could choose only **ONE** of the following options:)

Response	Total	% of Total Respondents	%
STRENGTH - An advantage for economic growth	43		49%
CHALLENGE - A disadvantage to economic growth	14		16%
OPPORTUNITY - A prospect for economic growth	30		34%
THREAT - A risk to economic growth	0		0%
Total Responses: 87			






• Roads

(Each Respondent could choose only **ONE** of the following options:)

Response	Total	% of Total Respondents	%
STRENGTH - An advantage for economic growth	40		45%
CHALLENGE - A disadvantage to economic growth	12		13%
OPPORTUNITY - A prospect for economic growth	31		35%
THREAT - A risk to economic growth	6		7%
Total Responses: 89			





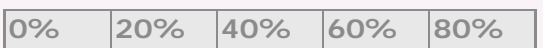
• School system

(Each Respondent could choose only **ONE** of the following options:)

Response	Total	% of Total Respondents	%
STRENGTH - An advantage for economic growth	62		70%
CHALLENGE - A disadvantage to economic growth	1		1%
OPPORTUNITY - A prospect for economic growth	21		24%
THREAT - A risk to economic growth	4		5%
Total Responses: 88			





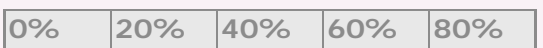
• Transportation options

(Each Respondent could choose only **ONE** of the following options:)

Response	Total	% of Total Respondents	%
STRENGTH - An advantage for economic growth	15		17%
CHALLENGE - A disadvantage to economic growth	36		41%
OPPORTUNITY - A prospect for economic growth	26		30%
THREAT - A risk to economic growth	10		11%
Total Responses: 87			






• Employment opportunities

(Each Respondent could choose only **ONE** of the following options:)

Response	Total	% of Total Respondents	%
STRENGTH - An advantage for economic growth	14		15%
CHALLENGE - A disadvantage to economic growth	32		35%
OPPORTUNITY - A prospect for economic growth	31		34%
THREAT - A risk to economic growth	14		15%
Total Responses: 91			

• **Public infrastructure (water, sewer)**






(Each Respondent could choose only **ONE** of the following options:)

Response	Total	% of Total Respondents	%
STRENGTH - An advantage for economic growth	4		5%
CHALLENGE - A disadvantage to economic growth	43		49%
OPPORTUNITY - A prospect for economic growth	19		22%
THREAT - A risk to economic growth	21		24%
Total Responses: 87			

11) Please rate the importance of attracting the following types of businesses to Brookline:






• **Small office (dentists, CPA, lawyer, insurance)**

(Each Respondent could choose only **ONE** of the following options:)

Response	Total	% of Total Respondents	%
Very Important	54		53%
Somewhat Important	36		35%
Not Important	12		12%
No Opinion	0		0%
Total Responses: 102			






• **Small retail (pharmacy, florist, butcher)**

(Each Respondent could choose only **ONE** of the following options:)

Response	Total	% of Total Respondents	%
Very Important	63		61%
Somewhat Important	32		31%
Not Important	8		8%
No Opinion	0		0%
Total Responses: 103			






• Industrial

(Each Respondent could choose only **ONE** of the following options:)

Response	Total	% of Total Respondents	%
Very Important	27		27%
Somewhat Important	38		38%
Not Important	26		26%
No Opinion	8		8%
Total Responses: 99			






• Large retail (strip mall, Target, Wal-Mart, Home Depot)

(Each Respondent could choose only **ONE** of the following options:)

Response	Total	% of Total Respondents	%
Very Important	18		17%
Somewhat Important	19		18%
Not Important	63		61%
No Opinion	3		3%
Total Responses: 103			





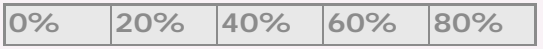
• Entertainment (movie theater, skating rink, mini-golf)

(Each Respondent could choose only **ONE** of the following options:)

Response	Total	% of Total Respondents	%
Very Important	21		20%
Somewhat Important	45		44%
Not Important	31		30%
No Opinion	6		6%
Total Responses: 103			





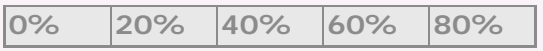
• Service business (oil change, dry cleaner, car rental)

(Each Respondent could choose only **ONE** of the following options:)

Response	Total	% of Total Respondents	%
Very Important	30		29%
Somewhat Important	32		31%
Not Important	36		35%
No Opinion	5		5%
Total Responses: 103			





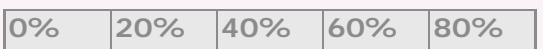
• Child care/early learning

(Each Respondent could choose only **ONE** of the following options:)

Response	Total	% of Total Respondents	%
Very Important	35		34%
Somewhat Important	43		42%
Not Important	23		22%
No Opinion	2		2%
Total Responses: 103			





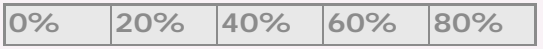
• Private education facility

(Each Respondent could choose only **ONE** of the following options:)

Response	Total	% of Total Respondents	%
Very Important	13		13%
Somewhat Important	40		39%
Not Important	40		39%
No Opinion	10		10%
Total Responses: 103			





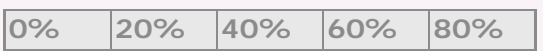
• Bed & Breakfast/Inn

(Each Respondent could choose only **ONE** of the following options:)

Response	Total	% of Total Respondents	%
Very Important	31		30%
Somewhat Important	36		35%
Not Important	27		26%
No Opinion	9		9%
Total Responses: 103			





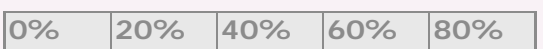
• **Nursing home/assisted living facility**

(Each Respondent could choose only **ONE** of the following options:)

Response	Total	% of Total Respondents	%
Very Important	20		19%
Somewhat Important	49		48%
Not Important	31		30%
No Opinion	3		3%
Total Responses: 103			

• **Franchised restaurants**

(Each Respondent could choose only **ONE** of the following options:)





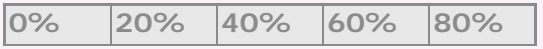
Response	Total	% of Total Respondents	%
Very Important	7		7%
Somewhat Important	40		39%
Not Important	52		50%
No Opinion	4		4%
Total Responses: 103			

RECREATION AND CULTURAL & HISTORIC RESOURCES

12) Please rate the following:





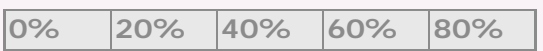
• **Identify a Historic District in Brookline**

(Each Respondent could choose only **ONE** of the following options:)

Response	Total	% of Total Respondents	%
Very Important	28		27%
Somewhat Important	41		40%
Not Important	32		31%
No Opinion	1		1%
Total Responses: 102			





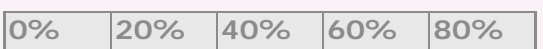
• **Preserve historic structures in Brookline**

(Each Respondent could choose only **ONE** of the following options:)

Response	Total	% of Total Respondents	%
Very Important	43		42%
Somewhat Important	48		47%
Not Important	9		9%
No Opinion	2		2%
Total Responses: 102			

• **Install signage on historic buildings and historically significant areas**







(Each Respondent could choose only **ONE** of the following options:)

Response	Total	% of Total Respondents	%
Very Important	34		33%
Somewhat Important	46		45%
Not Important	20		20%
No Opinion	2		2%
Total Responses: 102			

13) What action should the Town take with regard to the following activities/resources:






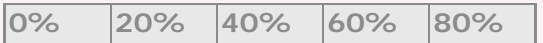
• **Athletic fields & playgrounds**

(Each Respondent could choose only **ONE** of the following options:)

Response	Total	% of Total Respondents	%
Renovate	17		17%
Acquire	8		8%
Expand	27		26%
Leave As Is	36		35%
No Opinion	14		14%
Total Responses: 102			






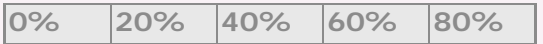
• Park & recreation facility

(Each Respondent could choose only **ONE** of the following options:)

Response	Total	% of Total Respondents	%
Renovate	4		4%
Acquire	13		13%
Expand	39		39%
Leave As Is	35		35%
No Opinion	9		9%
Total Responses: 100			






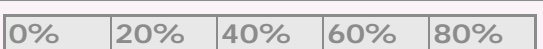
• Public events & social gathering facilities

(Each Respondent could choose only **ONE** of the following options:)

Response	Total	% of Total Respondents	%
Renovate	2		2%
Acquire	11		11%
Expand	41		40%
Leave As Is	33		32%
No Opinion	15		15%
Total Responses: 102			







• Public waterfronts

(Each Respondent could choose only **ONE** of the following options:)

Response	Total	% of Total Respondents	%
Renovate	12		12%
Acquire	11		11%
Expand	34		34%
Leave As Is	33		33%
No Opinion	11		11%
Total Responses: 101			







• Public scenic view access

(Each Respondent could choose only **ONE** of the following options:)

Response	Total	% of Total Respondents	%
Renovate	6		6%
Acquire	11		11%
Expand	30		30%
Leave As Is	37		37%
No Opinion	17		17%
Total Responses: 101			






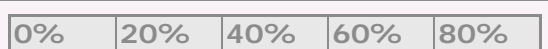
• Cross country ski/snowshoe

(Each Respondent could choose only **ONE** of the following options:)

Response	Total	% of Total Respondents	%
Renovate	4		4%
Acquire	10		10%
Expand	34		34%
Leave As Is	31		31%
No Opinion	22		22%
Total Responses: 101			







• Sledding

(Each Respondent could choose only **ONE** of the following options:)

Response	Total	% of Total Respondents	%
Renovate	1		1%
Acquire	18		18%
Expand	35		35%
Leave As Is	23		23%
No Opinion	22		22%
Total Responses: 99			







• Ice skating facility

(Each Respondent could choose only **ONE** of the following options:)

Response	Total	% of Total Respondents	%
Renovate	0		0%
Acquire	7		7%
Expand	35		34%
Leave As Is	44		43%
No Opinion	16		16%
Total Responses: 102			






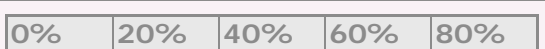
• Tennis courts

(Each Respondent could choose only **ONE** of the following options:)

Response	Total	% of Total Respondents	%
Renovate	0		0%
Acquire	30		30%
Expand	13		13%
Leave As Is	30		30%
No Opinion	28		28%
Total Responses: 101			







• Basketball

(Each Respondent could choose only **ONE** of the following options:)

Response	Total	% of Total Respondents	%
Renovate	9		9%
Acquire	21		21%
Expand	12		12%
Leave As Is	31		31%
No Opinion	28		28%
Total Responses: 101			







• Biking trails

(Each Respondent could choose only **ONE** of the following options:)

Response	Total	% of Total Respondents	%
Renovate	1		1%
Acquire	13		13%
Expand	51		50%
Leave As Is	21		21%
No Opinion	16		16%
Total Responses: 102			







• Swimming

(Each Respondent could choose only **ONE** of the following options:)

Response	Total	% of Total Respondents	%
Renovate	5		5%
Acquire	6		6%
Expand	43		42%
Leave As Is	34		33%
No Opinion	14		14%
Total Responses: 102			







• Game preserves

(Each Respondent could choose only **ONE** of the following options:)

Response	Total	% of Total Respondents	%
Renovate	0		0%
Acquire	7		7%
Expand	9		9%
Leave As Is	52		51%
No Opinion	33		33%
Total Responses: 101			







• Nature/hiking trails

(Each Respondent could choose only **ONE** of the following options:)

Response	Total	% of Total Respondents	%
Renovate	7		7%
Acquire	8		8%
Expand	52		51%
Leave As Is	24		24%
No Opinion	11		11%
Total Responses: 102			

• Boating

(Each Respondent could choose only **ONE** of the following options:)

Response	Total	% of Total Respondents	%
Renovate	2		2%
Acquire	0		0%
Expand	5		5%
Leave As Is	75		74%
No Opinion	20		20%
Total Responses: 102			

• Fishing

(Each Respondent could choose only **ONE** of the following options:)

Response	Total	% of Total Respondents	%
Renovate	0		0%
Acquire	0		0%
Expand	7		7%
Leave As Is	73		72%
No Opinion	22		22%
Total Responses: 102			

• Horseback riding

(Each Respondent could choose only **ONE** of the following options:)

Response	Total	% of Total Respondents	%
Renovate	2		2%
Acquire	3		3%
Expand	24		24%
Leave As Is	47		46%
No Opinion	26		25%
Total Responses: 102			

• Snowmobile trails

(Each Respondent could choose only **ONE** of the following options:)

Response	Total	% of Total Respondents	%
Renovate	2		2%
Acquire	3		3%
Expand	14		14%
Leave As Is	60		59%
No Opinion	22		22%
Total Responses: 101			

• Camping

(Each Respondent could choose only **ONE** of the following options:)

Response	Total	% of Total Respondents	%
Renovate	1		1%
Acquire	0		0%
Expand	31		30%
Leave As Is	40		39%
No Opinion	30		29%
Total Responses: 102			

• Gambling

(Each Respondent could choose only **ONE** of the following options:)

Response	Total	% of Total Respondents	%
Renovate	0		0%
Acquire	1		1%
Expand	14		14%
Leave As Is	57		56%
No Opinion	29		29%
Total Responses: 101			






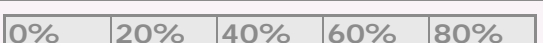
• Hunting

(Each Respondent could choose only **ONE** of the following options:)

Response	Total	% of Total Respondents	%
Renovate	0		0%
Acquire	2		2%
Expand	14		14%
Leave As Is	59		58%
No Opinion	26		26%
Total Responses: 101			






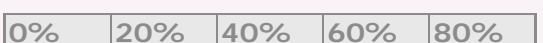
• ATV trails

(Each Respondent could choose only **ONE** of the following options:)

Response	Total	% of Total Respondents	%
Renovate	0		0%
Acquire	3		3%
Expand	12		12%
Leave As Is	61		60%
No Opinion	26		25%
Total Responses: 102			

• Equestrian trails

(Each Respondent could choose only **ONE** of the following options:)




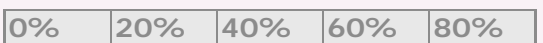
Response	Total	% of Total Respondents	%
Renovate	1		1%
Acquire	1		1%
Expand	34		33%
Leave As Is	42		41%
No Opinion	24		24%
Total Responses: 102			

NATURAL RESOURCES AND CONSERVATION

14) The Conservation Commission has a goal of protecting a minimum of 25% of the town's land for conservation. The town currently owns 17%. Does this goal align with your vision for the future of Brookline?

• Select one of the following




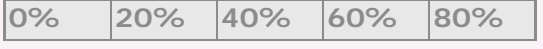
(Each Respondent could choose only **ONE** of the following options:)

Response	Total	% of Total Respondents	%
The goal seems about right.	55		58%
The goal should be lower.	19		20%
The goal should be higher.	21		22%
Total Responses: 95			

15) The Conservation Commission is currently conducting a study to determine the potential for selective cutting of trees on town owned property. Would you be in favor of maintaining town forestry practices, including the selective cutting of trees?

. Select one of the following




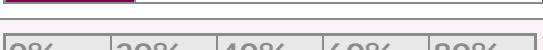
(Each Respondent could choose only **ONE** of the following options:)

Response	Total	% of Total Respondents	%
Yes	71		74%
No	10		10%
Unsure	15		16%
Total Responses: 96			

16) For each of the following land types, check the methods that should be used to protect them.





. Agricultural Lands

(Each Respondent could choose only **ONE** of the following options:)

Response	Total	% of Total Respondents	%
Purchase more conservation land	20		30%
Make changes in building and planning	31		46%
Increase in zoning regulations	16		24%
Total Responses: 67			





. Floodplains

(Each Respondent could choose only **ONE** of the following options:)

Response	Total	% of Total Respondents	%
Purchase more conservation land	20		27%
Make changes in building and planning	28		38%
Increase in zoning regulations	25		34%
Total Responses: 73			




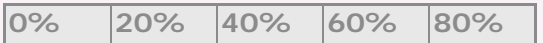
. Water Resources

(Each Respondent could choose only **ONE** of the following options:)

Response	Total	% of Total Respondents	%
Purchase more conservation land	24		32%
Make changes in building and planning	22		30%
Increase in zoning regulations	28		38%
Total Responses: 74			




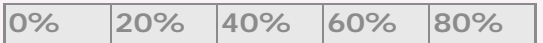
• Wetlands

(Each Respondent could choose only **ONE** of the following options:)

Response	Total	% of Total Respondents	%
Purchase more conservation land	27		36%
Make changes in building and planning	25		33%
Increase in zoning regulations	24		32%
Total Responses: 76			





• Wildlife Habitats

(Each Respondent could choose only **ONE** of the following options:)

Response	Total	% of Total Respondents	%
Purchase more conservation land	43		61%
Make changes in building and planning	17		24%
Increase in zoning regulations	11		15%
Total Responses: 71			

• Other Ecological Significant Areas

(Each Respondent could choose only **ONE** of the following options:)

Response	Total	% of Total Respondents	%
Purchase more conservation land	28		46%
Make changes in building and planning	21		34%
Increase in zoning regulations	12		20%
Total Responses: 61			

• **Other:**

do not understand ? and no choice for no opinion.
Historic sites (native american and other)
DARK SKIES!!!! - glaring outdoor lighting should be prohibited -- a few businesses are ruining the dark, starry skies that should characterize a rural town
on't purchase more conservation land. don't do anything!
we have enough!
mountain biking trails
There should be an option to place easement on land to protect without the requirement of purchasing the underlying land. It is much less expensive and achieves similar goals.
current protection at state and local level is adequate
Unsure

COMMUNITY FACILITIES AND SERVICES

17) What action should the Town take with regard to the following facilities and services:

• **Town Hall building**

(Each Respondent could choose only **ONE** of the following options:)

Response	Total	% of Total Respondents	%
Acquire	1		1%
Build/Create	0		0%
Improve/Expand	30		32%
Leave As Is	53		56%
No Opinion	11		12%
Total Responses: 95			

• Town office hours

(Each Respondent could choose only **ONE** of the following options:)

Response	Total	% of Total Respondents	%
Acquire	0		0%
Build/Create	0		0%
Improve/Expand	30		32%
Leave As Is	59		62%
No Opinion	6		6%
Total Responses: 95			






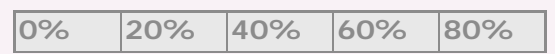
• Town website

(Each Respondent could choose only **ONE** of the following options:)

Response	Total	% of Total Respondents	%
Acquire	0		0%
Build/Create	0		0%
Improve/Expand	60		63%
Leave As Is	27		28%
No Opinion	8		8%
Total Responses: 95			






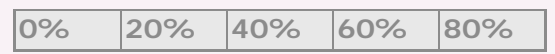
• Police Station

(Each Respondent could choose only **ONE** of the following options:)

Response	Total	% of Total Respondents	%
Acquire	2		2%
Build/Create	39		41%
Improve/Expand	19		20%
Leave As Is	29		30%
No Opinion	7		7%
Total Responses: 96			






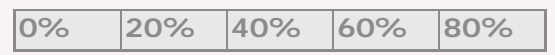
• Emergency management & response

(Each Respondent could choose only **ONE** of the following options:)

Response	Total	% of Total Respondents	%
Acquire	0		0%
Build/Create	2		2%
Improve/Expand	17		18%
Leave As Is	67		71%
No Opinion	9		9%
Total Responses: 95			











• Library building

(Each Respondent could choose only **ONE** of the following options:)

Response	Total	% of Total Respondents	%
Acquire	2		2%
Build/Create	14		15%
Improve/Expand	19		20%
Leave As Is	55		58%
No Opinion	5		5%
Total Responses: 95			











• Transfer Station

(Each Respondent could choose only **ONE** of the following options:)

Response	Total	% of Total Respondents	%
Acquire	0		0%
Build/Create	0		0%
Improve/Expand	16		17%
Leave As Is	73		78%
No Opinion	5		5%
Total Responses: 94		    	











• Transfer Station hours

(Each Respondent could choose only **ONE** of the following options:)

Response	Total	% of Total Respondents	%
Acquire	0		0%
Build/Create	1		1%
Improve/Expand	25		26%
Leave As Is	64		66%
No Opinion	7		7%
Total Responses: 97		    	







• Hazardous Waste facility

(Each Respondent could choose only **ONE** of the following options:)

Response	Total	% of Total Respondents	%
Acquire	0		0%
Build/Create	9		9%
Improve/Expand	17		18%
Leave As Is	52		54%
No Opinion	18		19%
Total Responses: 96		    	






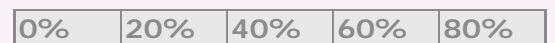
• Department of Public Works

(Each Respondent could choose only **ONE** of the following options:)

Response	Total	% of Total Respondents	%
Acquire	2		2%
Build/Create	15		16%
Improve/Expand	11		12%
Leave As Is	50		53%
No Opinion	16		17%
Total Responses: 94			






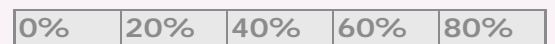
• Town Water District

(Each Respondent could choose only **ONE** of the following options:)

Response	Total	% of Total Respondents	%
Acquire	0		0%
Build/Create	15		16%
Improve/Expand	4		4%
Leave As Is	49		51%
No Opinion	28		29%
Total Responses: 96			






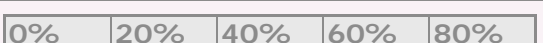
• Town Sewer District

(Each Respondent could choose only **ONE** of the following options:)

Response	Total	% of Total Respondents	%
Acquire	0		0%
Build/Create	15		16%
Improve/Expand	3		3%
Leave As Is	50		52%
No Opinion	28		29%
Total Responses: 96			






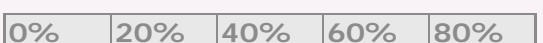
• Town Gas District

(Each Respondent could choose only **ONE** of the following options:)

Response	Total	% of Total Respondents	%
Acquire	0		0%
Build/Create	12		12%
Improve/Expand	4		4%
Leave As Is	50		52%
No Opinion	30		31%
Total Responses: 96			






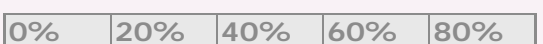
• Conservation land & scenic view access

(Each Respondent could choose only **ONE** of the following options:)

Response	Total	% of Total Respondents	%
Acquire	9		9%
Build/Create	4		4%
Improve/Expand	47		49%
Leave As Is	26		27%
No Opinion	10		10%
Total Responses: 96			







• Community garden plots

(Each Respondent could choose only **ONE** of the following options:)

Response	Total	% of Total Respondents	%
Acquire	5		5%
Build/Create	19		20%
Improve/Expand	13		13%
Leave As Is	39		40%
No Opinion	21		22%
Total Responses: 97			







• Lake Potanipo beach and launch

(Each Respondent could choose only **ONE** of the following options:)

Response	Total	% of Total Respondents	%
Acquire	1		1%
Build/Create	0		0%
Improve/Expand	45		47%
Leave As Is	45		47%
No Opinion	5		5%
Total Responses: 96			







• Water access for recreational activities

(Each Respondent could choose only **ONE** of the following options:)

Response	Total	% of Total Respondents	%
Acquire	2		2%
Build/Create	5		5%
Improve/Expand	36		38%
Leave As Is	43		45%
No Opinion	9		9%
Total Responses: 95			






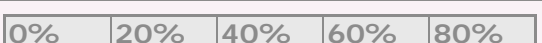
• Senior center

(Each Respondent could choose only **ONE** of the following options:)

Response	Total	% of Total Respondents	%
Acquire	0		0%
Build/Create	7		7%
Improve/Expand	20		21%
Leave As Is	49		52%
No Opinion	19		20%
Total Responses: 95			







• Brookline Chapel

(Each Respondent could choose only **ONE** of the following options:)

Response	Total	% of Total Respondents	%
Acquire	0		0%
Build/Create	0		0%
Improve/Expand	8		9%
Leave As Is	70		75%
No Opinion	15		16%
Total Responses: 93			







• After school program for teens

(Each Respondent could choose only **ONE** of the following options:)

Response	Total	% of Total Respondents	%
Acquire	5		5%
Build/Create	19		20%
Improve/Expand	33		35%
Leave As Is	22		23%
No Opinion	15		16%
Total Responses: 94			






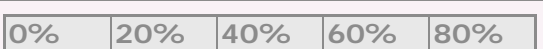
• Volunteer outreach program

(Each Respondent could choose only **ONE** of the following options:)

Response	Total	% of Total Respondents	%
Acquire	3		3%
Build/Create	19		20%
Improve/Expand	33		35%
Leave As Is	22		23%
No Opinion	17		18%
Total Responses: 94			







• Melendy Pond beach and launch

(Each Respondent could choose only **ONE** of the following options:)

Response	Total	% of Total Respondents	%
Acquire	12		13%
Build/Create	11		12%
Improve/Expand	27		28%
Leave As Is	28		29%
No Opinion	17		18%
Total Responses: 95			

• Town Administrator position






(Each Respondent could choose only **ONE** of the following options:)

Response	Total	% of Total Respondents	%
Acquire	9		9%
Build/Create	17		18%
Improve/Expand	8		8%
Leave As Is	33		34%
No Opinion	29		30%
Total Responses: 96			

18) Please check the level of importance in the next 10 years of the following:





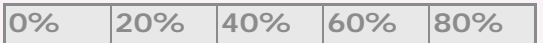
• High speed internet access

(Each Respondent could choose only **ONE** of the following options:)

Response	Total	% of Total Respondents	%
Very Important	70		72%
Somewhat Important	15		15%
Not Important	7		7%
No Opinion	5		5%
Total Responses: 97			






• Cable TV

(Each Respondent could choose only **ONE** of the following options:)

Response	Total	% of Total Respondents	%
Very Important	35		37%
Somewhat Important	35		37%
Not Important	19		20%
No Opinion	5		5%
Total Responses: 94			






• Cell phone coverage

(Each Respondent could choose only **ONE** of the following options:)

Response	Total	% of Total Respondents	%
Very Important	59		61%
Somewhat Important	25		26%
Not Important	8		8%
No Opinion	4		4%
Total Responses: 96			





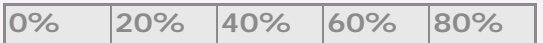
• Telephone (land line)

(Each Respondent could choose only **ONE** of the following options:)

Response	Total	% of Total Respondents	%
Very Important	18		19%
Somewhat Important	40		42%
Not Important	29		31%
No Opinion	8		8%
Total Responses: 95			





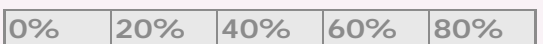
• Telephone (internet)

(Each Respondent could choose only **ONE** of the following options:)

Response	Total	% of Total Respondents	%
Very Important	23		24%
Somewhat Important	36		38%
Not Important	28		29%
No Opinion	9		9%
Total Responses: 96			





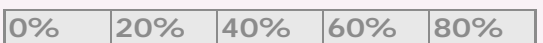
• Wi-Fi within public facilities

(Each Respondent could choose only **ONE** of the following options:)

Response	Total	% of Total Respondents	%
Very Important	29		30%
Somewhat Important	32		33%
Not Important	26		27%
No Opinion	10		10%
Total Responses: 97			





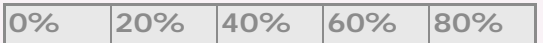
• Town sponsored alternative energy generation

(Each Respondent could choose only **ONE** of the following options:)

Response	Total	% of Total Respondents	%
Very Important	40		42%
Somewhat Important	27		28%
Not Important	20		21%
No Opinion	9		9%
Total Responses: 96			





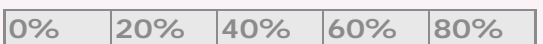
• Town solicited cell phone towers

(Each Respondent could choose only **ONE** of the following options:)

Response	Total	% of Total Respondents	%
Very Important	22		23%
Somewhat Important	25		26%
Not Important	30		31%
No Opinion	19		20%
Total Responses: 96			





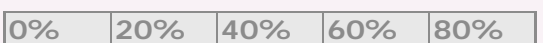
• **Burial of utility wires in town center**

(Each Respondent could choose only **ONE** of the following options:)

Response	Total	% of Total Respondents	%
Very Important	19		20%
Somewhat Important	33		34%
Not Important	33		34%
No Opinion	12		12%
Total Responses: 97			





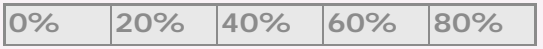
• **Improved 911 service**

(Each Respondent could choose only **ONE** of the following options:)

Response	Total	% of Total Respondents	%
Very Important	32		33%
Somewhat Important	30		31%
Not Important	15		15%
No Opinion	20		21%
Total Responses: 97			





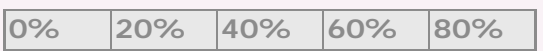
• **Better broadcast of public meetings over public access cable**

(Each Respondent could choose only **ONE** of the following options:)

Response	Total	% of Total Respondents	%
Very Important	29		30%
Somewhat Important	33		34%
Not Important	21		22%
No Opinion	14		14%
Total Responses: 97			

• Wi-Fi in schools

(Each Respondent could choose only **ONE** of the following options:)





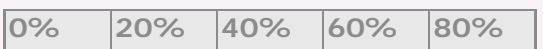
Response	Total	% of Total Respondents	%
Very Important	22		23%
Somewhat Important	34		35%
Not Important	28		29%
No Opinion	13		13%
Total Responses: 97			

HOUSING

19) Please rank the importance of the following types of housing in Brookline over the next ten years:





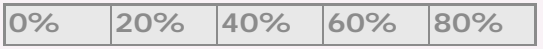
• Single-family

(Each Respondent could choose only **ONE** of the following options:)

Response	Total	% of Total Respondents	%
Very Important	60		63%
Somewhat Important	19		20%
Not Important	10		11%
No Opinion	6		6%
Total Responses: 95			





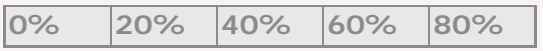
• Multi-family (2+ units)

(Each Respondent could choose only **ONE** of the following options:)

Response	Total	% of Total Respondents	%
Very Important	21		22%
Somewhat Important	37		38%
Not Important	33		34%
No Opinion	6		6%
Total Responses: 97			





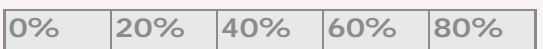
• Apartments

(Each Respondent could choose only **ONE** of the following options:)

Response	Total	% of Total Respondents	%
Very Important	13		13%
Somewhat Important	30		31%
Not Important	47		48%
No Opinion	7		7%
Total Responses: 97			





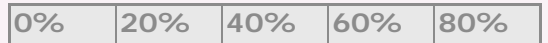
• Manufactured housing

(Each Respondent could choose only **ONE** of the following options:)

Response	Total	% of Total Respondents	%
Very Important	0		0%
Somewhat Important	15		15%
Not Important	63		65%
No Opinion	19		20%
Total Responses: 97			






• Mobile homes

(Each Respondent could choose only **ONE** of the following options:)

Response	Total	% of Total Respondents	%
Very Important	1		1%
Somewhat Important	5		5%
Not Important	79		81%
No Opinion	12		12%
Total Responses: 97			






• **Open space zoning (homes on small lots with land left as protected open space)**

(Each Respondent could choose only **ONE** of the following options:)

Response	Total	% of Total Respondents	%
Very Important	29		30%
Somewhat Important	31		32%
Not Important	27		28%
No Opinion	9		9%
Total Responses: 96			





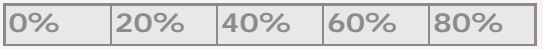
• **Senior housing**

(Each Respondent could choose only **ONE** of the following options:)

Response	Total	% of Total Respondents	%
Very Important	32		33%
Somewhat Important	38		39%
Not Important	19		20%
No Opinion	8		8%
Total Responses: 97			

• **Workforce housing**

(Each Respondent could choose only **ONE** of the following options:)





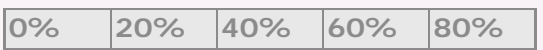
Response	Total	% of Total Respondents	%
Very Important	14		14%
Somewhat Important	27		28%
Not Important	42		43%
No Opinion	14		14%
Total Responses: 97			

ENERGY

20) Please rank the level of importance of following energy related items for the Town of Brookline:





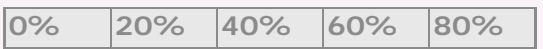
• Wind farms

(Each Respondent could choose only **ONE** of the following options:)

Response	Total	% of Total Respondents	%
Very Important	35		36%
Somewhat Important	31		32%
Not Important	22		23%
No Opinion	9		9%
Total Responses: 97			





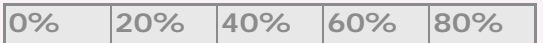
• Solar energy

(Each Respondent could choose only **ONE** of the following options:)

Response	Total	% of Total Respondents	%
Very Important	42		44%
Somewhat Important	39		41%
Not Important	8		8%
No Opinion	7		7%
Total Responses: 96			





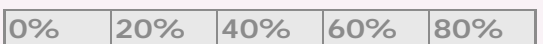
• Geothermal energy

(Each Respondent could choose only **ONE** of the following options:)

Response	Total	% of Total Respondents	%
Very Important	39		41%
Somewhat Important	37		39%
Not Important	11		12%
No Opinion	8		8%
Total Responses: 95			





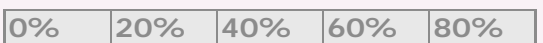
• External wood furnaces

(Each Respondent could choose only **ONE** of the following options:)

Response	Total	% of Total Respondents	%
Very Important	19		20%
Somewhat Important	28		30%
Not Important	33		35%
No Opinion	14		15%
Total Responses: 94			





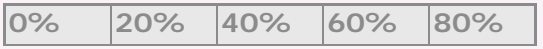
• Town tax incentives for energy conservation upgrades

(Each Respondent could choose only **ONE** of the following options:)

Response	Total	% of Total Respondents	%
Very Important	48		50%
Somewhat Important	27		28%
Not Important	14		15%
No Opinion	7		7%
Total Responses: 96			

• Green standards for Town buildings, vehicles, and equipment

(Each Respondent could choose only **ONE** of the following options:)




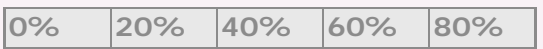
Response	Total	% of Total Respondents	%
Very Important	46		48%
Somewhat Important	30		31%
Not Important	13		14%
No Opinion	7		7%
Total Responses: 96			

COMMUNITY DESIGN

21) Should the town of Brookline encourage connectivity rather than dead ends in its road design and layout?

• **Select one of the following**

(Each Respondent could choose only **ONE** of the following options:)

Response	Total	% of Total Respondents	%
Yes	38		40%
No	38		40%
No Opinion	20		21%
Total Responses: 96			

22) If you were to identify one vision for Brookline, what would it be?

Keep rural character with limited retail/commercial growth
that the children can ride bikes and walk to town center and recreation facilities safely. (ie: bike path, sidewalk, bike lane or additional paving on road side to accommodate.)
To be able to grow old in our town and be able to afford to stay in the town!
A small town where people can get the basics in goods in services, and be employed in Brookline. A sustainable community.
Growth to a town that is self supporting. Currently residents must travel out of town for basic needs, grocery, pharmacy, clothing, hardware.
Rural character meets 21st century technology, environmental awareness, and sustainability.

Maintain the look and feel of the rural town it is while offering modern services where possible without conflicting with the small town feel.

Maintain the look and feel of the rural town it is while offering modern services where possible without conflicting with the small town feel.

Create a Economic development committee which ensures that it can maintain the natural beauty and educational level while balancing budgets and generating alternative revenue streams for the future and existing residents of Brookline

a vibrant community with local options for services typically delivered by small business (restaurants, boutiques, doctors, etc.) where there is never a lack of volunteers

Keep the small town feel with diversity and reasonable taxes.

Business/Industrial growth along Rt. 13

I would like to see the town add so e conveniences and a solid restaurant or two.

Managed growth

Rural, New England Village(s) -- walkable communities with mixed-use zoning.

Small, quiet, plaisant and energetic community with a MUCH BETTER SCHOOL SYSTEM

Shorter distances to the various neighborhood. Typical star configuration with all roads radiating from town center means more cars and swift moving traffic. Grade school on main road means daily congestion. Also, brought to a dead stop with accidents or problems on 130 or 13. Clean up the road layout.

To continue to be conscientious of the environment and still plan for growth.

Keep small town feel, but need business to help w/tax base.

Keep it rural.

Keep it rural.

A mixed use zone and more commercial space.

Sidewalks everywhere

My home until I die!

Small rural town that stays true to it's heritage, while improving the quality of life for it's residents.

To create a government and services environment that works for ALL Brookliners, not just a minority.

I would like to see a safe place for the teens of Brookline to congregate. A place where the teens could hang out in a casual atmosphere whether inside or out. A skate park for the bikers in town of which I see a lot on Route 13 & around town. Many places they hang out they are asked to leave. A place they could play basketball or tennis or other outdoor activity. Included would be a indoor activity center with pool tables, a dart board, a study center, a movie center. Teens are bored in Brookline, bored teens equal trouble. Teens with a place to go with a positive atmosphere equals teens that care about where they live.

My vision, as a middle-aged working parent of 2 children in the Lower Elementary school would like to expand commercial presence in town to enable the residents to keep the \$ in Brookline. Why drive to Nashua, Milford, Amherst or Massachusetts to spend our money when we could keep the money in town, increase our tax base, and expand employment opportunities for residents (including those that cannot travel to area towns, the aging and teenagers) to be employed, but still close to home. I would like to see a chain Supermarket (otherwise prices would be outrageous), a pharmacy (again a chain) and ideally a few restaurants (franchised or privately owned). A little night light would be nice too. Some enhanced town recreational facilities (indoor sports facility -- tennis, pool, track and ice skating) and a Town-Sponsored Summer Camp program for elementary school children. Thank you for all of your efforts. I know I'm pipe dreaming but feel happy to have had the opportunity to express what an "ideal" Brookline would look like to me.

Quiet, distinctly rural town, known for its abundant woodlands and wetlands AND ITS DARK SKIES, with a quaint but ecologically progressive, tightly-knit town center and a renewed, forward-looking community spirit.

Cautious growth, more friendly planning board for business, senior housing.
(entered by Kelsey Sanders on 10/26)

(entered by Kelsey Sanders on 10/26)

To maintain the rural/community climate while making it an affordable place to live.
(entered by Kelsey Sanders on 10/26)

A mix of suburban and rural - open to growth - concerned about education - with a new adequate much larger library

Preserve rural character - ammend zoning to prevent sprawl. Encourage farmers to locate in Brookline by providing encentives or tax breaks that would make small farms viable.

Maintain the rural character of the town

A thriving agri/small industrial/residential community who maximizes alternative energy resources, builds green, encourages small farms and attracts clean light industry to offset residential property taxes and create local jobs. In other words, a self-sustaining community.
(entered by Kelsey Sanders on 10/26)

Retirement community with robust commercial development attract workers who live in another town. (entered by Kelsey Sanders on 10/26)
(entered by Kelsey Sanders on 10/26)
(entered by Kelsey Sanders on 10/26)
Grow appropriately by keeping the beauty and integrity of this small community in mind.
Look into bringing our students back to Brookline to educated, or at least send to another town other than Hollis. (entered by Kelsey Sanders on 10/26)
Look into bringing our students back to Brookline to educated, or at least send to another town other than Hollis. (entered by Kelsey Sanders on 10/26)
A planning board which is more business friendly, housing for seniors and maintenance of Brookline's rural identity. I have no desire to see Brookline become a Nashua with traffic lights, sidewalks, bus service and street lights everywhere. (entered by Kelsey Sanders on 10/26)
A place for tourists and visitors because of its small town beauty. (entered by Kelsey Sanders on 10/26)
Maintain rural nature. (entered by Kelsey Sanders on 10/26)
Allow lifetime leases for Melendy Pond residents. They love and deserve their homes as much as others who own in town!!! (entered by Kelsey Sanders on 10/26)
More equitable housing/taxation system. (entered by Kelsey Sanders on 10/26)
I would hope that Brookline would keep its rural small town feel. (entered by Kelsey Sanders on 10/26)
Be an attractive and desirable community for reasons OTHER than schools
Be an attractive and desirable community for reasons OTHER than schools
Better town services, library and community center and activities for kids. (entered by Kelsey Sanders on 10/28)
Build the Police addition to the Safety Complex ASAP. (entered by Kelsey Sanders on 10/28)
A friendly community embracing both old and new, looking happily toward the future. (entered by Kelsey Sanders on 10/28)

A more walk-able town center with public parking, more restaurants, etc.
(entered by Kelsey Sanders on 10/28)

(continued) excellence in education
(entered by Kelsey Sanders on 10/28)

Entrepreneurial complex which residents can travel short distance to get to work.
Hidden behind trees to keep the Brookline look and feel.
(entered by Kelsey Sanders on 10/28)

Leverage our position as a border town to broaden our tax base without adding too much additional burden to town services.
(entered by Kelsey Sanders on 10/28)

To stay with the small town appeal.
(entered by Kelsey Sanders on 10/28)

Brookline should have a real DPW service like other towns around us do. Dead end streets should be made into cul-de-sac so it is easier to turn around. The trails that are currently on town conservation lands should be expanded, maintained, and better marked. Some of the trails have standing water which makes it hard to use. Culverts or bridges should be put here so people using the trails don't have to deal with the standing water. Also, hunting should not be permitted on town conservation lands.

Get people involved by creating an physical environment that encourages positive interaction. Open space development!

Lower taxes

maintain its rural and rustic charms while encouraging well planned commercial development.

Brookline needs to continue to resist the creep in town services that has happened in surrounding communities and states. Every full time employee that is added to the public payroll we also assume the risk of adequately saving for their benefit package and that compensation will increase by the standard COLA. I believe many residents understand that a reduction in town services means that they are more responsible for themselves, but I also feel they would support this. My vision of Brookline would be for us to be an example of fiscal prudence.

Develop a strategy and funding to attract commercial/industrial companies to develop commercial property for Rt 13 to reduce tax burden on private citizens

manage current residential developemnt to build-out. Create and encourage unlimited, full commerical development of Rt.13 corridor and limited small scale development of town center. Preserve school excellence and value (a reasonable school tax rate).

All the taxpayers in Brookline need to start going to town meetings. We all need to work together to make Brookline a town we can ALL be happy with. Won't be long before most of us will end up trying to sell our homes. Taxes are just getting too high.

Maximize current assets while maintaining small town charm! (entered by Kelsey Sanders on 11/9)
More business and industry along Rt. 13. (entered by Kelsey Sanders on 11/9)
To bring businesses into Brookline to help lower taxes. It would bring employment and convenience for residents. Jobs for our teenagers and others. (entered by Kelsey Sanders on 11/9)
More industry and business along Rt. 13 and 130.
Population stability, economic stability (entered by Kelsey Sanders on 11/9)
Leave cul-de-sac's alone! They provide neighborhood unity and protection against crime. It is NOT important to make each street a through-way! (entered by Kelsey Sanders on 11/9)
Keep natural beauty to Brookline. Reduce property taxes. (entered by Kelsey Sanders on 11/9)
Find a way to lower taxes for town and schools without jeopardizing services needed. Attract business to help lower the tax base. (entered by Kelsey Sanders on 11/9)
(entered by Kelsey Sanders on 11/9)
Growth, economic stimulus, business (controlled) to offset taxes and improve school facilities (entered by Kelsey Sanders on 11/9)
(entered by Kelsey Sanders on 11/9)
Carry out the town's 2009 Sidewalk and Trail Connection Plan to promote safe walking, biking, horse riding, and snowmobiling throughout Brookline as a way to increase our return on the purchase of conservation lands. (entered by Kelsey Sanders on 11/9)
Keep our rural character. (entered by Kelsey Sanders on 11/9)
Exeter, NH. A country community attractive to tourists. (entered by Kelsey Sanders on 11/9)
Maintain small town community (entered by Kelsey Sanders on 11/9)
A mall or plaza with a major grocery store, pharmacy and clothing store. (entered by Kelsey Sanders on 11/9)
A sense of community