

Nashua Region Metropolitan Transportation Plan

2017-2040

A Minor Update to the 2015 – 2040 Plan



This document provides a basic blueprint for long-term transportation investment in the Nashua Region to the horizon year 2040. The plan is structured around four major goals, developed through public outreach and coordination with advisory committees, which include Mobility and Accessibility, Quality of Life, System Sustainability and Implementation.

This Minor Update revises the project list and associated fiscal constraint analysis to be consistent with the Nashua Metropolitan Planning Organization 2017 – 2020 Transportation Improvement Program and to reflect project changes made through the State 2017 – 2026 Ten Year Plan. Amendments to the Transportation Improvement Program will result in an Amendment in the Minor Update to maintain consistency between documents.

A complete copy of the 2015 – 2040 MTP may be found at:

http://www.nashuarpc.org/files/8014/2186/6223/Transportation_Plan_Final_Adopted_121714.pdf

Adopted December 21, 2016

Amended March 15, 2017

Amended June 21, 2017

Amended December 20, 2017

Amended March 21, 2018

Image: Amherst Road, Mont Vernon, N.H. (NRPC)

**2017 - 2040 NASHUA MPO
SURFACE TRANSPORTATION PROJECTS
IN THE NASHUA METROPOLITAN PLANNING AREA**

**2017 - 2040 NASHUA MPO
TRANSPORTATION PROJECTS FROM THE TEN YEAR PLAN
INCLUDED FOR INFORMATION ONLY
*(Not Subject To TIP Requirements)***

**2017 - 2040 NASHUA MPO
ILLUSTRATIVE TRANSPORTATION PROJECTS
IN THE NASHUA METROPOLITAN PLANNING AREA**

**2017 - 2040 STATEWIDE
SURFACE TRANSPORTATION PROJECTS
INCLUDED IN THE STATE 2017 - 2026 TEN YEAR PLAN**

**REGIONAL MAP
NASHUA MPO PROJECTS
IN THE NASHUA METROPOLITAN PLANNING AREA**

**NASHUA MPO FISCAL CONSTRAINT SUMMARY
*(Includes Maintenance and Operations Needs)***

**Nashua Metropolitan Planning Organization
2017 – 2040 Metropolitan Transportation Plan Minor Update**

Amended March 21, 2018

Surface Transportation Projects in the Nashua Metropolitan Planning Area

AMHERST

Project ID: 10136C

Route/Road: NH 101A & NH 101

Managed By: NHDOT

Scope: Reconstruction of EB ramps at NH 101 and NH 101A

Regionally Sig.: No

CAA Status: Attainment

<u>Phase</u>	<u>FY</u>	<u>Federal</u>	<u>State</u>	<u>Other</u>	<u>Total</u>	<u>Funding Source(s)</u>
CON	2018	\$1,925,000	\$0	\$0	\$1,925,000	NHS, Toll Credit
MTP Total:		\$1,925,000	\$0	\$0	\$1,925,000	
Overall Cost:					\$1,925,000	Prior funds: \$0 TIP Funds: \$1,925,000

AMHERST

Project ID: LRTP09

Route/Road: Various Locations

Managed By: MPO MTP

Scope: Reconstruct railroad crossings at multiple locations at or adjacent to NH 101A: NH 101A/Amherst Village, Old Nashua Rd, Northern Blvd and North Hollis Rd.

Regionally Sig.: No

CAA Status: Attainment

<u>Phase</u>	<u>FY</u>	<u>Federal</u>	<u>State</u>	<u>Other</u>	<u>Total</u>	<u>Funding Source(s)</u>
PLAN	2023	\$1,751,208	\$0	\$437,802	\$2,189,010	Federal, Towns
MTP Total:		\$1,751,208	\$0	\$437,802	\$2,189,010	
Overall Cost:					\$2,189,010	Prior funds: \$0 TIP Funds: \$0

AMHERST

Project ID: LRTP18

Route/Road: NH 122

Managed By: MPO MTP

Scope: Bridge Deck Replacement over NH Route 101 (Bridge ID 135/109){State Red List}

Regionally Sig.: No

CAA Status: Attainment

<u>Phase</u>	<u>FY</u>	<u>Federal</u>	<u>State</u>	<u>Other</u>	<u>Total</u>	<u>Funding Source(s)</u>
CON	2022	\$2,835,690	\$0	\$0	\$2,835,690	Federal, Towns
MTP Total:		\$2,835,690	\$0	\$0	\$2,835,690	
Overall Cost:					\$2,835,690	Prior funds: \$0 TIP Funds: \$0

BEDFORD - MERRIMACK

Project ID: 16100

Route/Road: F.E. Everett Turnpike

Managed By: NHDOT

Scope: Improvement to Bedford Mainline Toll Plaza to Institute Open Road Tolling (TPK Capital Program)

Regionally Sig.: Yes

CAA Status: Attainment

<u>Phase</u>	<u>FY</u>	<u>Federal</u>	<u>State</u>	<u>Other</u>	<u>Total</u>	<u>Funding Source(s)</u>
PE	2017	\$0	\$885,000	\$0	\$885,000	Turnpike Capital
CON	2019	\$0	\$2,697,065	\$0	\$2,697,065	Turnpike Capital
CON	2020	\$0	\$8,728,697	\$0	\$8,728,697	Turnpike Capital
CON	2021	\$0	\$4,389,362	\$0	\$4,389,362	Turnpike Capital
MTP Total:		\$0	\$16,700,124	\$0	\$16,700,124	
Overall Cost:					\$17,100,124	Prior funds: \$400,000 TIP Funds: \$12,310,762

BROOKLINE

Project ID: 40662

Route/Road: NH 13

Managed By: NHDOT

Scope: Construct southbound left turn lane onto Old Milford Rd

Regionally Sig.: No

CAA Status: Attainment

<u>Phase</u>	<u>FY</u>	<u>Federal</u>	<u>State</u>	<u>Other</u>	<u>Total</u>	<u>Funding Source(s)</u>
PE	2020	\$11,568	\$0	\$0	\$11,568	STP-State Flexible, Toll Credit
PE	2021	\$11,863	\$0	\$0	\$11,863	STP-State Flexible, Toll Credit
ROW	2023	\$12,476	\$0	\$0	\$12,476	STP-State Flexible, Toll Credit
CON	2026	\$182,986	\$45,746	\$0	\$228,732	STP-State Flexible, Toll Credit
MTP Total:		\$218,893	\$45,746	\$0	\$264,639	
Overall Cost:					\$264,639	Prior funds: \$0 TIP Funds: \$11,568

**Nashua Metropolitan Planning Organization
2017 – 2040 Metropolitan Transportation Plan Minor Update**

Amended March 21, 2018

Surface Transportation Projects in the Nashua Metropolitan Planning Area

HOLLIS

Project ID: L RTP01

Route/Road: NH 122/NH 130

Managed By: MPO MTP

Scope: 4-Corners Intersection Improvements - addition of turn lanes at the signalized intersection of NH Route 122 and NH Route 130

Regionally Sig.: No

CAA Status: Attainment

Phase	FY	Federal	State	Other	Total	Funding Source(s)			
MTP	2027	\$800,000	\$200,000	\$0	\$1,000,000	Federal			
MTP	2028	\$800,000	\$200,000	\$0	\$1,000,000	Federal			
MTP	2029	\$3,200,000	\$800,000	\$0	\$4,000,000	Federal			
MTP Total:		\$4,800,000	\$1,200,000	\$0	\$6,000,000				
Overall Cost:					\$6,000,000	Prior funds:	\$0	TIP Funds:	\$0

HUDSON

Project ID: 41754

Route/Road: NH 3A

Managed By: Muni/Local

Scope: Construct a third southbound right turn lane on NH 3A Lowell Rd.

Regionally Sig.: No

CAA Status: ATT

Phase	FY	Federal	State	Other	Total	Funding Source(s)			
PE	2019	\$72,000	\$0	\$18,000	\$90,000	CMAQ, Towns			
PE	2020	\$49,224	\$0	\$12,306	\$61,530	CMAQ, Towns			
CON	2021	\$1,135,782	\$0	\$283,946	\$1,419,728	CMAQ, Towns			
MTP Total:		\$1,257,006	\$0	\$314,252	\$1,571,258				
Overall Cost:					\$1,571,258	Prior funds:	\$0	TIP Funds:	\$151,530

HUDSON

Project ID: L RTP10

Route/Road: NH 102, Derry Rd

Managed By: MPO MTP

Scope: Phase II: Continue Pedestrian/Bike Lane on NH 102 from Towhee Dr to Megan Dr

Regionally Sig.: No

CAA Status: Attainment

Phase	FY	Federal	State	Other	Total	Funding Source(s)			
PE	2021	\$74,651	\$0	\$18,663	\$93,314	Federal, Towns			
ROW	2021	\$49,767	\$0	\$12,442	\$62,209	Federal, Towns			
CON	2021	\$373,254	\$0	\$93,313	\$466,567	Federal, Towns			
MTP Total:		\$497,672	\$0	\$124,418	\$622,090				
Overall Cost:					\$622,090	Prior funds:	\$0	TIP Funds:	\$0

HUDSON

Project ID: L RTP11

Route/Road: NH 102, Derry Rd

Managed By: MPO MTP

Scope: Phase III: Continue Pedestrian/Bike Lane on NH 102 from Phillips Dr to the Hudson Mall

Regionally Sig.: No

CAA Status: Attainment

Phase	FY	Federal	State	Other	Total	Funding Source(s)			
PE	2021	\$32,886	\$0	\$8,221	\$41,107	Federal, Towns			
ROW	2021	\$21,924	\$0	\$5,481	\$27,405	Federal, Towns			
CON	2021	\$164,429	\$0	\$41,107	\$205,536	Federal, Towns			
MTP Total:		\$219,239	\$0	\$54,809	\$274,048				
Overall Cost:					\$274,048	Prior funds:	\$0	TIP Funds:	\$0

HUDSON

Project ID: L RTP12

Route/Road: NH 3A, Lowell Rd

Managed By: MPO MTP

Scope: Continue Sidewalk on NH 3A, Lowell Rd from Birch St to Pelham Rd

Regionally Sig.: No

CAA Status: Attainment

Phase	FY	Federal	State	Other	Total	Funding Source(s)			
PE	2021	\$27,405	\$0	\$6,851	\$34,256	Federal, Towns			
CON	2021	\$137,024	\$0	\$34,256	\$171,280	Federal, Towns			
MTP Total:		\$164,429	\$0	\$41,107	\$205,536				
Overall Cost:					\$205,536	Prior funds:	\$0	TIP Funds:	\$0

**Nashua Metropolitan Planning Organization
2017 – 2040 Metropolitan Transportation Plan Minor Update**

Amended March 21, 2018

Surface Transportation Projects in the Nashua Metropolitan Planning Area

HUDSON

Project ID: L RTP13

Route/Road: NH 3A, Lowell Rd

Managed By: MPO MTP

Scope: Continue Sidewalk on NH 3A, Lowell Rd from Nottingham Sq to Executive Dr

Regionally Sig.: No

CAA Status: Attainment

<u>Phase</u>	<u>FY</u>	<u>Federal</u>	<u>State</u>	<u>Other</u>	<u>Total</u>	<u>Funding Source(s)</u>
PE	2021	\$32,886	\$0	\$8,221	\$41,107	Federal, Towns
CON	2021	\$186,353	\$0	\$46,588	\$232,941	Federal, Towns
MTP Total:		\$219,239	\$0	\$54,809	\$274,048	

Overall Cost: \$274,048 Prior funds: \$0 TIP Funds: \$0

HUDSON

Project ID: L RTP14

Route/Road: NH 3A, Lowell Rd

Managed By: MPO MTP

Scope: Add a right turn lane on NH 3A, Lowell Rd southbound from Flagstone Dr to the westbound ramp on Sagamore Bridge Rd

Regionally Sig.: No

CAA Status: Attainment

<u>Phase</u>	<u>FY</u>	<u>Federal</u>	<u>State</u>	<u>Other</u>	<u>Total</u>	<u>Funding Source(s)</u>
PE	2021	\$82,214	\$0	\$20,554	\$102,768	Federal, Towns
ROW	2021	\$241,162	\$0	\$60,291	\$301,453	Federal, Towns
CON	2021	\$246,643	\$0	\$61,661	\$308,304	Federal, Towns
MTP Total:		\$570,019	\$0	\$142,506	\$712,525	

Overall Cost: \$712,525 Prior funds: \$0 TIP Funds: \$0

HUDSON - LITCHFIELD - MERRIMACK - NASHUA

Project ID: L RTP04

Route/Road: US 3/NH 3A

Managed By: MPO MTP

Scope: Construct a northern crossing of the Merrimack River to provide a 4-lane roadway connecting NH 102 in Hudson, NH 3A in Litchfield and US 3 in Nashua. Exact location of crossing to be determined.

Regionally Sig.: No

CAA Status: CO Maintenanc

<u>Phase</u>	<u>FY</u>	<u>Federal</u>	<u>State</u>	<u>Other</u>	<u>Total</u>	<u>Funding Source(s)</u>
MTP	2033	\$6,432,912	\$6,432,912	\$0	\$12,865,824	Federal, Turnpike
MTP	2034	\$13,277,530	\$13,277,530	\$0	\$26,555,060	Federal, Turnpike
MTP	2035	\$13,702,410	\$13,702,410	\$0	\$27,404,820	Federal, Turnpike
MTP	2036	\$28,281,775	\$28,281,775	\$0	\$56,563,550	Federal, Turnpike
MTP	2037	\$32,835,141	\$32,835,141	\$0	\$65,670,282	Federal, Turnpike
MTP	2038	\$7,530,192	\$7,530,192	\$0	\$15,060,384	Federal, Turnpike
MTP	2039	\$15,542,317	\$15,542,317	\$0	\$31,084,634	Federal, Turnpike
MTP	2040	\$16,039,671	\$16,039,671	\$0	\$32,079,342	Federal, Turnpike
MTP Total:		\$133,641,948	\$133,641,948	\$0	\$267,283,896	

Overall Cost: \$267,283,896 Prior funds: \$0 TIP Funds: \$0

MERRIMACK

Project ID: 10136D

Route/Road: NH 101A

Managed By: NHDOT

Scope: Construct 3rd EB lane from Boston Post Rd to Continental Blvd & implement traffic calming at Craftsman Ln & Boston Post Rd

Regionally Sig.: No

CAA Status: Attainment

<u>Phase</u>	<u>FY</u>	<u>Federal</u>	<u>State</u>	<u>Other</u>	<u>Total</u>	<u>Funding Source(s)</u>
PE	2018	\$770,000	\$0	\$0	\$770,000	STP-State Flexible
ROW	2019	\$495,000	\$0	\$0	\$495,000	STP-State Flexible
CON	2020	\$1,692,075	\$0	\$0	\$1,692,075	STP-State Flexible
CON	2021	\$2,313,631	\$0	\$0	\$2,313,631	STP-State Flexible
MTP Total:		\$5,270,706	\$0	\$0	\$5,270,706	

Overall Cost: \$5,270,706 Prior funds: \$0 TIP Funds: \$2,957,075

**Nashua Metropolitan Planning Organization
2017 – 2040 Metropolitan Transportation Plan Minor Update**

Amended March 21, 2018

Surface Transportation Projects in the Nashua Metropolitan Planning Area

MERRIMACK

Project ID: L RTP19

Route/Road: Daniel Webster Highway

Managed By: MPO MTP

Scope: DW Highway/Wire Road - Intersection Improvement

Regionally Sig.: No

CAA Status: Attainment

Phase	FY	Federal	State	Other	Total	Funding Source(s)
PE	2021	\$74,801	\$0	\$18,700	\$93,501	Federal, Towns
ROW	2021	\$9,974	\$0	\$2,493	\$12,467	Federal, Towns
CON	2022	\$771,949	\$0	\$192,987	\$964,936	Federal, Towns
MTP Total:		\$856,724	\$0	\$214,180	\$1,070,904	
Overall Cost:					\$1,070,904	Prior funds: \$0 TIP Funds: \$0

MILFORD

Project ID: 14492

Route/Road: NH 101A/NH 13

Managed By: Muni/Local

Scope: Improvements to the "Oval" to improve traffic flow based on ongoing studies within the Town [Earmarks NH038 & NH058]

Regionally Sig.: No

CAA Status: Attainment

Phase	FY	Federal	State	Other	Total	Funding Source(s)
PE	2018	\$178,988	\$0	\$44,747	\$223,735	FHWA Earmarks, Towns
ROW	2019	\$164,080	\$0	\$41,020	\$205,100	FHWA Earmarks, Towns
CON	2019	\$666,743	\$0	\$166,686	\$833,429	FHWA Earmarks, Towns
MTP Total:		\$1,009,811	\$0	\$252,453	\$1,262,264	
Overall Cost:					\$1,468,051	Prior funds: \$205,787 TIP Funds: \$1,262,264

MILFORD TO NASHUA

Project ID: 10136

Route/Road: NH 101A

Managed By: NHDOT

Scope: PE & ROW for improvements at NH101 WB on-ramp and widening from Craftsman Ln to Continental Blvd

Regionally Sig.: No

CAA Status: CO Maint

Phase	FY	Federal	State	Other	Total	Funding Source(s)	Plan
PE	2017	\$330,000	\$0	\$0	\$330,000	NHS, Toll Credit	
ROW	2018	\$561,000	\$0	\$0	\$561,000	NHS, Toll Credit	
MTP Total:		\$891,000	\$0	\$0	\$891,000		
Overall Cost:					\$3,859,302	Prior funds: \$2,968,302 TIP Funds: \$891,000	

NASHUA

Project ID: 10136A

Route/Road: NH 101A

Managed By: NHDOT

Scope: Widening & improvements, Phase I: Sunapee St. to Blackstone Dr. (includes PE & ROW from Somerset Pkwy to Celina Ave)

Regionally Sig.: No

CAA Status: CO Maint

Phase	FY	Federal	State	Other	Total	Funding Source(s)	Plan
PE	2019	\$902,962	\$0	\$0	\$902,962	NHS, Toll Credit	
ROW	2020	\$219,232	\$0	\$0	\$219,232	NHS, Toll Credit	
ROW	2024	\$2,988,369	\$0	\$0	\$2,988,369	NHS, Toll Credit	
CON	2025	\$4,510,239	\$0	\$574,784	\$5,085,022	NHS, Non Participating	
MTP Total:		\$8,620,801	\$0	\$574,784	\$9,195,585		
Overall Cost:					\$9,696,503	Prior funds: \$500,918 TIP Funds: \$1,122,194	

NASHUA

Project ID: 10136B

Route/Road: NH 101A

Managed By: NHDOT

Scope: Widening & improvements, Phase II: Somerset Pkwy to Sunapee St. and Blackstone Dr. to Celina Ave.

Regionally Sig.: Yes

CAA Status: Exempt (E-56)

Phase	FY	Federal	State	Other	Total	Funding Source(s)
PE	2019	\$1,100,000	\$0	\$0	\$1,100,000	NHS, Toll Credit
PE	2021	\$641,767	\$0	\$0	\$641,767	NHS, Toll Credit
ROW	2021	\$4,001,028	\$0	\$0	\$4,001,028	NHS, Toll Credit
CON	2026	\$6,769,913	\$0	\$0	\$6,769,913	NHS, Toll Credit
MTP Total:		\$12,512,709	\$0	\$0	\$12,512,709	
Overall Cost:					\$12,512,709	Prior funds: \$0 TIP Funds: \$1,100,000

**Nashua Metropolitan Planning Organization
2017 – 2040 Metropolitan Transportation Plan Minor Update**

Amended March 21, 2018

Surface Transportation Projects in the Nashua Metropolitan Planning Area

NASHUA							Project ID:	13117
Route/Road: Crown Street							Managed By:	Muni/Local
Scope: Construct park and ride and accessory facilities at up to two Nashua locations							Regionally Sig.:	Yes
							CAA Status:	CO Maint Plan
Phase	FY	Federal	State	Other	Total	Funding Source(s)		
CON	2017	\$1,797,923	\$0	\$24,481	\$1,822,404	CMAQ, Toll Credit, Towns		
MTP Total:		\$1,797,923	\$0	\$24,481	\$1,822,404			
Overall Cost:					\$3,664,091	Prior funds:	\$1,841,687	TIP Funds: \$1,822,404
NASHUA							Project ID:	13931
Route/Road: NH 130, Broad St							Managed By:	MPO MTP
Scope: NH 130 reconstruction from Coburn Ave to Coliseum Ave including Dublin Ave to provide shoulders and safety improvements							Regionally Sig.:	No
							CAA Status:	CO Maint Plan
Phase	FY	Federal	State	Other	Total	Funding Source(s)		
PE	2023	\$333,803	\$0	\$83,451	\$417,254	Federal, Towns		
ROW	2024	\$21,244	\$0	\$5,311	\$26,555	Federal, Towns		
CON	2025	\$5,642,068	\$0	\$1,410,517	\$7,052,585	Federal, Towns		
MTP Total:		\$5,997,115	\$0	\$1,499,279	\$7,496,394			
Overall Cost:					\$7,496,394	Prior funds:	\$0	TIP Funds: \$0
NASHUA							Project ID:	16309
Route/Road: Main St							Managed By:	MPO MTP
Scope: Reconstruction from Hollis St to Orchard Ave							Regionally Sig.:	No
							CAA Status:	CO Maint Plan
Phase	FY	Federal	State	Other	Total	Funding Source(s)		
CON	2024	\$2,126,135	\$0	\$531,534	\$2,657,669	Federal, Towns		
MTP Total:		\$2,126,135	\$0	\$531,534	\$2,657,669			
Overall Cost:					\$2,657,669	Prior funds:	\$0	TIP Funds: \$0
NASHUA							Project ID:	16314
Route/Road: East Hollis St.							Managed By:	Muni/Local
Scope: Intersection improvements at East Hollis St. and Bridge St. from C St. to the Hudson town line							Regionally Sig.:	No
							CAA Status:	CO Maint Plan
Phase	FY	Federal	State	Other	Total	Funding Source(s)		
PE	2018	\$386,240	\$0	\$0	\$386,240	STP_Areas Over 200k, Toll Credit		
PE	2019	\$200,000	\$0	\$0	\$200,000	STP_Areas Over 200k, Toll Credit		
ROW	2019	\$223,837	\$0	\$0	\$223,837	STP_Areas Over 200k, Toll Credit		
CON	2020	\$2,850,922	\$0	\$0	\$2,850,922	STP_Areas Over 200k, Toll Credit		
MTP Total:		\$3,661,000	\$0	\$0	\$3,661,000			
Overall Cost:					\$3,661,000	Prior funds:	\$0	TIP Funds: \$3,661,000
NASHUA							Project ID:	40660
Route/Road: East Hollis St.							Managed By:	NHDOT
Scope: Improvements to East Hollis St and its intersections							Regionally Sig.:	No
							CAA Status:	CO Maint Plan
Phase	FY	Federal	State	Other	Total	Funding Source(s)		
PE	2022	\$375,988	\$0	\$93,997	\$469,985	Federal, Towns		
ROW	2024	\$200,218	\$0	\$50,055	\$250,273	Federal, Towns		
CON	2025	\$3,512,627	\$0	\$878,157	\$4,390,784	Federal, Towns		
MTP Total:		\$4,088,833	\$0	\$1,022,209	\$5,111,042			
Overall Cost:					\$5,111,042	Prior funds:	\$0	TIP Funds: \$0

**Nashua Metropolitan Planning Organization
2017 – 2040 Metropolitan Transportation Plan Minor Update**

Amended March 21, 2018

Surface Transportation Projects in the Nashua Metropolitan Planning Area

NASHUA

Project ID: 28739

Route/Road: Charlotte Ave Elementary School
Scope: Construct sidewalk for Safe Routes to School Program

Managed By: Muni/Local
Regionally Sig.: No
CAA Status: Exempt (E-33)

<u>Phase</u>	<u>FY</u>	<u>Federal</u>	<u>State</u>	<u>Other</u>	<u>Total</u>	<u>Funding Source(s)</u>
PE	2017	\$0	\$0	\$35,000	\$35,000	Non-Participating
CON	2018	\$100,000	\$0	\$0	\$100,000	SRTS
MTP Total:		\$100,000	\$0	\$35,000	\$135,000	
Overall Cost:					\$135,000	Prior funds: \$0 TIP Funds: \$135,000

NASHUA

Project ID: 41049

Route/Road: Various Routes
Scope: Pavement rehabilitation: Somerset Pkwy, NH 101A, NH 130 & NH 111 (FedAid Eligible City Maintained)

Managed By: Muni/Local
Regionally Sig.: No
CAA Status: Exempt (E-10)

<u>Phase</u>	<u>FY</u>	<u>Federal</u>	<u>State</u>	<u>Other</u>	<u>Total</u>	<u>Funding Source(s)</u>
PE	2017	\$0	\$0	\$100,000	\$100,000	Non Participating
CON	2017	\$4,445,000	\$0	\$100,000	\$4,545,000	FHWA Earmarks, Non Participating
MTP Total:		\$4,445,000	\$0	\$200,000	\$4,645,000	
Overall Cost:					\$4,645,000	Prior funds: \$0 TIP Funds: \$4,645,000

NASHUA

Project ID: 40683

Route/Road: Birch Hill Elementary School
Scope: Bike/Ped Infrastructure Improvements

Managed By: Muni/Local
Regionally Sig.: No
CAA Status: Exempt (E-10)

<u>Phase</u>	<u>FY</u>	<u>Federal</u>	<u>State</u>	<u>Other</u>	<u>Total</u>	<u>Funding Source(s)</u>
CON	2017	\$17,922	\$0	\$10,298	\$28,220	Safe Routes to School, Non Participating
MTP Total:		\$17,922	\$0	\$10,298	\$28,220	
Overall Cost:					\$28,220	Prior funds: \$0

NASHUA

Project ID: FW_NASH

Route/Road: Nashua National Fish Hatchery
Scope: Rehabilitate entrance road.

Managed By: Other
Regionally Sig.: No
CAA Status: Exempt (E-10)

<u>Phase</u>	<u>FY</u>	<u>Federal</u>	<u>State</u>	<u>Other</u>	<u>Total</u>	<u>Funding Source(s)</u>
CON	2020	\$75,000	\$0	\$0	\$75,000	Federal Lands Transportation Program
MTP Total:		\$75,000	\$0	\$0	\$75,000	
Overall Cost:					\$75,000	Prior funds: \$0 TIP Funds: \$75,000

**Nashua Metropolitan Planning Organization
2017 – 2040 Metropolitan Transportation Plan Minor Update**

Amended March 21, 2018

Surface Transportation Projects in the Nashua Metropolitan Planning Area

NASHUA

Project ID: 60900A

Route/Road: Nashua Transit System

Managed By: Muni/Local

Scope: Capital Planning Program, Capital Preventative Maintenance, ADA Operations (Annual Project)

Regionally Sig.: No

CAA Status: Exempt (E-21)

Phase	FY	Federal	State	Other	Total	Funding Source(s)
Other	2017	\$789,145	\$0	\$197,286	\$986,431	FTA 5307, Towns
Other	2018	\$781,227	\$0	\$195,307	\$976,534	FTA 5307, Towns
Other	2019	\$805,209	\$0	\$201,302	\$1,006,511	FTA 5307, Towns
Other	2020	\$825,742	\$0	\$206,435	\$1,032,177	FTA 5307, Towns
Other	2021	\$846,798	\$0	\$211,699	\$1,058,497	FTA 5307, Towns
Other	2022	\$868,391	\$0	\$217,098	\$1,085,489	FTA 5307, Towns
Other	2023	\$890,535	\$0	\$222,634	\$1,113,169	FTA 5307, Towns
Other	2024	\$913,244	\$0	\$228,311	\$1,141,555	FTA 5307, Towns
Other	2025	\$936,531	\$0	\$234,133	\$1,170,663	FTA 5307, Towns
Other	2026	\$960,412	\$0	\$240,103	\$1,200,515	FTA 5307, Towns
Other	2027	\$984,903	\$0	\$246,226	\$1,231,128	FTA 5307, Towns
Other	2028	\$1,010,018	\$0	\$252,504	\$1,262,522	FTA 5307, Towns

MTP Total: \$10,612,153 \$0 \$2,653,038 \$13,265,192

Overall Cost: \$14,197,784 Prior funds: \$932,592 TIP Funds: \$4,001,653

NASHUA

Project ID: 60900B

Route/Road: Nashua Transit System

Managed By: Muni/Local

Scope: Operating Assistance (Annual Project)

Regionally Sig.: No

CAA Status: Exempt (E-21)

Phase	FY	Federal	State	Other	Total	Funding Source(s)
Other	2017	\$810,000	\$0	\$810,000	\$1,620,000	FTA 5307, Towns
Other	2018	\$830,000	\$0	\$830,000	\$1,660,000	FTA 5307, Towns
Other	2019	\$851,165	\$0	\$851,165	\$1,702,330	FTA 5307, Towns
Other	2020	\$872,870	\$0	\$872,870	\$1,745,739	FTA 5307, Towns
Other	2021	\$895,128	\$0	\$895,128	\$1,790,256	FTA 5307, Towns
Other	2022	\$917,954	\$0	\$917,954	\$1,835,907	FTA 5307, Towns
Other	2023	\$941,361	\$0	\$941,361	\$1,882,723	FTA 5307, Towns
Other	2024	\$965,366	\$0	\$965,366	\$1,930,732	FTA 5307, Towns
Other	2025	\$989,983	\$0	\$989,983	\$1,979,966	FTA 5307, Towns
Other	2026	\$1,015,228	\$0	\$1,015,228	\$2,030,455	FTA 5307, Towns
Other	2027	\$1,041,116	\$0	\$1,041,116	\$2,082,232	FTA 5307, Towns
Other	2028	\$1,067,664	\$0	\$1,067,664	\$2,135,329	FTA 5307, Towns

MTP Total: \$11,197,835 \$0 \$11,197,835 \$22,395,669

Overall Cost: \$26,120,389 Prior funds: \$3,724,720 TIP Funds: \$6,728,069

NASHUA

Project ID: 60900C

Route/Road: Nashua Transit System

Managed By: Muni/Local

Scope: Fleet Replacement (Annual Project using FTA 5307, FTA 5310 and/or FTA 5339 funds)

Regionally Sig.: No

CAA Status: Exempt (E-30)

Phase	FY	Federal	State	Other	Total	Funding Source(s)
Other	2017	\$664,699	\$58,650	\$58,650	\$781,999	FTA 5307, NHDOT Op Budget, Towns
Other	2018	\$1,640,500	\$144,750	\$144,750	\$1,930,000	FTA 5307, NHDOT Op Budget, Towns
Other	2019	\$107,310	\$0	\$26,827	\$134,137	FTA 5307 Cap & Oper, Towns
Other	2022	\$1,524,914	\$134,551	\$134,551	\$1,794,016	FTA 5307, NHDOT Op Budget, Towns
Other	2025	\$1,664,239	\$146,845	\$146,845	\$1,957,928	FTA 5307, NHDOT Op Budget, Towns
Other	2026	\$570,333	\$50,323	\$50,323	\$670,979	FTA 5307 Cap & Oper, Towns
Other	2027	\$4,602,046	\$406,063	\$406,063	\$5,414,172	FTA 5307 Cap & Oper, Towns

MTP Total: \$10,774,040 \$941,182 \$968,009 \$12,683,231

Overall Cost: \$16,609,598 Prior funds: \$3,926,367 TIP Funds: \$2,846,136

**Nashua Metropolitan Planning Organization
2017 – 2040 Metropolitan Transportation Plan Minor Update**

Amended March 21, 2018

Surface Transportation Projects in the Nashua Metropolitan Planning Area

NASHUA

Project ID: 41742

Route/Road: Heritage Rail Trail East
Scope: Construct the Heritage Rail Trail East

Managed By: Muni/Local
Regionally Sig.: No
CAA Status: CO Maint Plan

<u>Phase</u>	<u>FY</u>	<u>Federal</u>	<u>State</u>	<u>Other</u>	<u>Total</u>	<u>Funding Source(s)</u>			
PE	2019	\$62,592	\$0	\$15,648	\$78,240	CMAQ, Towns			
PE	2020	\$42,792	\$0	\$10,698	\$53,490	CMAQ, Towns			
CON	2020	\$795,214	\$0	\$198,803	\$994,017	CMAQ, Towns			
MTP Total:		\$900,598	\$0	\$225,149	\$1,125,747				
Overall Cost:					\$1,125,747	Prior funds:	\$0	TIP Funds:	\$1,125,747

NASHUA

Project ID: L RTP22

Route/Road: Downtown Nashua West Gateway Project
Scope: Reconfigure W. Gateway of downtown to improve traffic flow, reduce speeds & improve pedestrian access. Includes Walnut St Oval, one-way pair of Factory St & W Pearl St, Central, Chestnut, School Sts

Managed By: MPO MTP
Regionally Sig.: No
CAA Status: CO Maint Plan

<u>Phase</u>	<u>FY</u>	<u>Federal</u>	<u>State</u>	<u>Other</u>	<u>Total</u>	<u>Funding Source(s)</u>			
PE	2022	\$199,470	\$0	\$49,868	\$249,338	Federal, Towns			
ROW	2022	\$199,470	\$0	\$49,868	\$249,338	Federal, Towns			
CON	2023	\$1,687,996	\$0	\$421,999	\$2,109,995	Federal, Towns			
MTP Total:		\$2,086,936	\$0	\$521,735	\$2,608,671				
Overall Cost:					\$2,608,671	Prior funds:	\$0	TIP Funds:	\$0

NASHUA

Project ID: L RTP23

Route/Road: Main St
Scope: Reconstruct the Main St Railroad Crossing (Hillsborough Branch)

Managed By: MPO MTP
Regionally Sig.: No
CAA Status: CO Maint Plan

<u>Phase</u>	<u>FY</u>	<u>Federal</u>	<u>State</u>	<u>Other</u>	<u>Total</u>	<u>Funding Source(s)</u>			
CON	2021	\$349,073	\$0	\$87,268	\$436,341	Federal, Towns			
MTP Total:		\$349,073	\$0	\$87,268	\$436,341				
Overall Cost:					\$436,341	Prior funds:	\$0	TIP Funds:	\$0

NASHUA

Project ID: L RTP24

Route/Road: Broad Street Parkway
Scope: Construct an interchange along the Broad Street Parkway connecting with Franklin St.

Managed By: MPO MTP
Regionally Sig.: No
CAA Status: CO Maint Plan

<u>Phase</u>	<u>FY</u>	<u>Federal</u>	<u>State</u>	<u>Other</u>	<u>Total</u>	<u>Funding Source(s)</u>			
MTP	2023	\$1,527,216	\$0	\$381,804	\$1,909,020	Federal, Towns			
MTP Total:		\$1,527,216	\$0	\$381,804	\$1,909,020				
Overall Cost:					\$1,909,020	Prior funds:	\$0	TIP Funds:	\$0

NASHUA

Project ID: L RTP25

Route/Road: F.E. Everett Turnpike SB Exit 5
Scope: Reconfigure southbound ramp to connect to the traffic signal on Main Dunstable Rd instead of West Hollis St.

Managed By: MPO MTP
Regionally Sig.: No
CAA Status: CO Maint Plan

<u>Phase</u>	<u>FY</u>	<u>Federal</u>	<u>State</u>	<u>Other</u>	<u>Total</u>	<u>Funding Source(s)</u>			
PE	2021	\$96,643	\$0	\$24,161	\$120,804	Turnpike			
CON	2022	\$748,013	\$0	\$187,003	\$935,016	Turnpike			
MTP Total:		\$844,656	\$0	\$211,164	\$1,055,820				
Overall Cost:					\$1,055,820	Prior funds:	\$0	TIP Funds:	\$0

**Nashua Metropolitan Planning Organization
2017 – 2040 Metropolitan Transportation Plan Minor Update**

Amended March 21, 2018

Surface Transportation Projects in the Nashua Metropolitan Planning Area

NASHUA

Project ID: 41745

Route/Road: NH 101A

Managed By: Muni/Local

Scope: To expand Nashua Transit System service along Amherst St (NH 101A) to Walmart in Amherst

Regionally Sig.: No

CAA Status: CO Maint Plan

<u>Phase</u>	<u>FY</u>	<u>Federal</u>	<u>State</u>	<u>Other</u>	<u>Total</u>	<u>Funding Source(s)</u>
Other	2018	\$378,117	\$0	\$94,529	\$472,646	CMAQ, Towns

MTP Total: \$378,117 \$0 \$94,529 \$472,646

Overall Cost: \$472,646 Prior funds: \$0 TIP Funds: \$472,646

NASHUA - CONCORD

Project ID: 29408

Route/Road: F.E. Everett Turnpike

Managed By: NHDOT

Scope: Intelligent Transportation System (ITS) deployment of F.E. Everett Turnpike

Regionally Sig.: Yes

CAA Status: Exempt (E-7)

<u>Phase</u>	<u>FY</u>	<u>Federal</u>	<u>State</u>	<u>Other</u>	<u>Total</u>	<u>Funding Source(s)</u>
CON	2017	\$0	\$236,842	\$0	\$236,842	Turnpike Capital
CON	2018	\$0	\$2,842,105	\$0	\$2,842,105	Turnpike Capital
CON	2019	\$0	\$1,421,053	\$0	\$1,421,053	Turnpike Capital

MTP Total: \$0 \$4,500,000 \$0 \$4,500,000

Overall Cost: \$4,712,000 Prior funds: \$212,000 TIP Funds: \$4,500,000

NASHUA - MERRIMACK - BEDFORD - MANCHESTER

Project ID: 13761

Route/Road: F.E. Everett Turnpike

Managed By: NHDOT

Scope: F.E. Everett Turnpike widening of 2-lane section from Exit 8 (Nashua) to North of I-293 (Manchester)

Regionally Sig.: Yes

CAA Status: CO Maint

<u>Phase</u>	<u>FY</u>	<u>Federal</u>	<u>State</u>	<u>Other</u>	<u>Total</u>	<u>Funding Source(s)</u>
PE	2018	\$0	\$2,500,000	\$0	\$2,500,000	Turnpike Capital
PE	2019	\$0	\$3,500,000	\$0	\$3,500,000	Turnpike Capital
ROW	2019	\$0	\$3,076,500	\$0	\$3,076,500	Turnpike Capital
PE	2020	\$0	\$300,000	\$0	\$300,000	Turnpike Capital
ROW	2020	\$0	\$2,563,750	\$0	\$2,563,750	Turnpike Capital
PE	2021	\$0	\$1,051,650	\$0	\$1,051,650	Turnpike Capital
ROW	2021	\$0	\$4,206,601	\$0	\$4,206,601	Turnpike Capital
CON	2022	\$0	\$11,216,060	\$0	\$11,216,060	Turnpike Capital
CON	2023	\$0	\$30,524,724	\$0	\$30,524,724	Turnpike Capital
CON	2024	\$0	\$40,036,216	\$0	\$40,036,216	Turnpike Capital
CON	2025	\$0	\$26,983,729	\$0	\$26,983,729	Turnpike Capital
CON	2026	\$0	\$20,873,136	\$0	\$20,873,136	Turnpike Capital

MTP Total: \$0 \$146,832,367 \$0 \$146,832,367

Overall Cost: \$149,832,367 Prior funds: \$3,000,000 TIP Funds: \$11,940,250

NASHUA - TYNGSBOROUGH

Project ID: LRTPO3

Route/Road: F.E. Everett Turnpike

Managed By: MPO MTP

Scope: Addition of southbound off-ramp to Exit 36 across the Mass. state line in Tyngsborough to provide southbound access from the FEE Turnpike to the Pheasant Lane Mall.

Regionally Sig.: No

CAA Status: CO Maint Plan

<u>Phase</u>	<u>FY</u>	<u>Federal</u>	<u>State</u>	<u>Other</u>	<u>Total</u>	<u>Funding Source(s)</u>
MTP	2021	\$0	\$0	\$2,130,048	\$2,130,048	Turnpike
MTP	2022	\$0	\$0	\$1,032,000	\$1,032,000	Turnpike
MTP	2024	\$0	\$0	\$7,000,000	\$7,000,000	Turnpike
MTP	2022	\$0	\$0	\$7,000,000	\$7,000,000	Turnpike

MTP Total: \$0 \$0 \$17,162,048 \$17,162,048

Overall Cost: \$17,162,048 Prior funds: \$0 TIP Funds: \$0

**Nashua Metropolitan Planning Organization
2017 – 2040 Metropolitan Transportation Plan Minor Update**

Amended March 21, 2018

Surface Transportation Projects in the Nashua Metropolitan Planning Area

PELHAM

Project ID: 41751

Route/Road: NH 128 & Sherburne Rd

Managed By: Muni/Local

Scope: Intersection improvements at the intersection of NH 128 & Sherburne Rd and Mammoth Rd & NH 111A

Regionally Sig.: No

CAA Status: ATT

Phase	FY	Federal	State	Other	Total	Funding Source(s)
PE	2019	\$108,000	\$0	\$72,000	\$180,000	CMAQ, Towns
PE	2020	\$73,836	\$0	\$49,224	\$123,060	CMAQ, Towns
ROW	2020	\$92,295	\$0	\$61,530	\$153,825	CMAQ, Towns
CON	2021	\$978,035	\$0	\$652,023	\$1,630,058	CMAQ, Towns

MTP Total: \$1,252,166 \$0 \$834,777 \$2,086,943

Overall Cost: \$2,086,943 Prior funds: \$0 TIP Funds: \$456,885

PELHAM

Project ID: 16145

Route/Road: Main Street

Managed By: NHDOT

Scope: Bridge and Culvert Replacement over Beaver Brook (Bridge IDs 110/090 and 111/090) {Both Red List}

Regionally Sig.: No

CAA Status: Attainment

Phase	FY	Federal	State	Other	Total	Funding Source(s)
PE	2019	\$112,805	\$0	\$0	\$112,805	STP-5 to 200K, Toll Credit
PE	2020	\$80,977	\$0	\$0	\$80,977	STP-5 to 200K, Toll Credit
PE	2021	\$77,110	\$0	\$0	\$77,110	STP-5 to 200K, Toll Credit
PE	2022	\$69,952	\$0	\$0	\$69,952	STP-5 to 200K, Toll Credit
PE	2023	\$26,199	\$0	\$0	\$26,199	STP-5 to 200K, Toll Credit
ROW	2022	\$10,341	\$0	\$0	\$51,704	STP-5 to 200K, Toll Credit
CON	2023	\$2,064,190	\$0	\$0	\$2,064,190	SB367-4-Cents

MTP Total: \$2,441,575 \$0 \$0 \$2,482,939

Overall Cost: \$2,574,951 Prior funds: \$92,012 TIP Funds: \$193,782

PELHAM

Project ID: L RTP26

Route/Road: NH 128, Mammoth Rd

Managed By: MPO MTP

Scope: Intersection improvements at NH 128, Mammoth Rd and Sherburne Rd

Regionally Sig.: No

CAA Status: Attainment

Phase	FY	Federal	State	Other	Total	Funding Source(s)
PE	2021	\$54,810	\$0	\$13,702	\$68,512	STP-State Flexible, Toll Credit
ROW	2021	\$54,810	\$0	\$13,702	\$68,512	STP-State Flexible, Toll Credit
CON	2022	\$1,131,271	\$0	\$282,818	\$1,414,089	STP-State Flexible, Toll Credit

MTP Total: \$1,240,891 \$0 \$310,222 \$1,551,113

Overall Cost: \$1,551,113 Prior funds: \$0 TIP Funds: \$0

WILTON - MILFORD - AMHERST - BEDFORD

Project ID: 13692D

Route/Road: NH101

Managed By: NHDOT

Scope: Traffic and safety improvements consistent with the intent of the 2002 corridor study

Regionally Sig.: No

CAA Status: Attainment

Phase	FY	Federal	State	Other	Total	Funding Source(s)
PE	2018	\$880,000	\$0	\$0	\$880,000	STP-State Flexible, Toll Credit
PE	2019	\$660,000	\$0	\$0	\$660,000	STP-State Flexible, Toll Credit
ROW	2019	\$275,000	\$0	\$0	\$275,000	STP-State Flexible, Toll Credit
CON	2021	\$7,740,277	\$0	\$0	\$7,740,277	STP-State Flexible, Toll Credit

MTP Total: \$9,555,277 \$0 \$0 \$9,555,277

Overall Cost: \$9,555,277 Prior funds: \$0 TIP Funds: \$1,815,000

**Nashua Metropolitan Planning Organization
2017 – 2040 Metropolitan Transportation Plan Minor Update**

Amended March 21, 2018

Surface Transportation Projects in the Nashua Metropolitan Planning Area

WILTON - MILFORD - AMHERST - BEDFORD

Project ID: L RTP06

Route/Road: NH101

Managed By: NHDOT

Scope: Widening of NH 101 between west end of bypass and Bedford town line to four-lane contolled access highway.

Regionally Sig.: No

CAA Status: Attainment

Phase	FY	Federal	State	Other	Total	Funding Source(s)
MTP	2030	\$7,491,667	\$1,872,917	\$0	\$9,364,584	STP-State Flexible, Toll Credit
MTP	2031	\$16,429,226	\$4,107,306	\$0	\$20,536,532	STP-State Flexible, Toll Credit
MTP	2032	\$16,954,961	\$4,238,740	\$0	\$21,193,701	STP-State Flexible, Toll Credit
MTP	2033	\$20,585,317	\$5,146,329	\$0	\$25,731,646	STP-State Flexible, Toll Credit
MTP Total:		\$61,461,171	\$15,365,292	\$0	\$76,826,463	
Overall Cost:					\$76,826,463	Prior funds: \$0 TIP Funds: \$0

Nashua MPO Funding Totals

FY	Federal	State	Other	Total
2017	\$8,754,766	\$1,180,492	\$1,311,234	\$11,246,492
2018	\$8,431,072	\$5,486,855	\$1,309,333	\$15,227,260
2019	\$6,806,703	\$10,694,618	\$1,392,648	\$18,893,969
2020	\$7,606,747	\$11,592,447	\$1,411,866	\$20,611,060
2021	\$20,952,129	\$9,647,613	\$4,750,519	\$35,350,261
2022	\$9,653,403	\$11,350,611	\$10,158,144	\$31,162,158
2023	\$9,234,985	\$30,524,724	\$2,489,051	\$42,248,760
2024	\$7,214,576	\$40,036,216	\$8,780,577	\$56,031,369
2025	\$17,255,686	\$27,130,574	\$4,234,418	\$48,620,678
2026	\$9,498,871	\$20,969,205	\$1,305,654	\$31,773,731
2027	\$7,428,065	\$606,063	\$1,693,404	\$9,727,532
2028	\$2,877,682	\$200,000	\$1,320,169	\$4,397,851
2029	\$3,200,000	\$800,000	\$0	\$4,000,000
2030	\$7,491,667	\$1,872,917	\$0	\$9,364,584
2031	\$16,429,226	\$4,107,306	\$0	\$20,536,532
2032	\$16,954,961	\$4,238,740	\$0	\$21,193,701
2033	\$27,018,229	\$11,579,241	\$0	\$38,597,470
2034	\$13,277,530	\$13,277,530	\$0	\$26,555,060
2035	\$13,702,410	\$13,702,410	\$0	\$27,404,820
2036	\$28,281,775	\$28,281,775	\$0	\$56,563,550
2037	\$32,835,141	\$32,835,141	\$0	\$65,670,282
2038	\$7,530,192	\$7,530,192	\$0	\$15,060,384
2039	\$15,542,317	\$15,542,317	\$0	\$31,084,634
2040	\$16,039,671	\$16,039,671	\$0	\$32,079,342
MTP Total Amended:	\$314,017,804	\$319,226,659	\$40,157,018	\$673,401,481
MTP Total Adopted:	\$307,271,174	\$250,916,573	\$35,962,760	\$594,150,507

**Nashua Metropolitan Planning Organization
2017 – 2040 Metropolitan Transportation Plan Minor Update**

Amended March 21, 2018

Transportation Projects in the Nashua Metropolitan Planning Area Included for Information Only

AMHERST

Project ID: 20231

Route/Road: Horace Greeley Rd

Managed By: Muni/Local

Scope: Bridge Replacement over Pulpit Brook (Bridge ID 060/158) {Red List} {State Aid Bridge Program}

Regionally Sig.: No

Included for informational purposes only. Not subject to federal funding requirements for fiscal constraint analysis

CAA Status: N/A Info Only

Phase	FY	Federal	State	Other	Total	Funding Source(s)
PE	2020	\$0	\$139,053	\$34,763	\$173,816	SB367-4-Cents, Towns
ROW	2020	\$0	\$4,396	\$1,099	\$5,495	SB367-4-Cents, Towns
CON	2020	\$0	\$400,074	\$100,019	\$500,093	SB367-4-Cents, Towns
MTP Total:		\$0	\$543,523	\$135,881	\$679,404	
Overall Cost:					\$679,404	Prior funds: \$0

AMHERST

Project ID: 20243

Route/Road: New Boston Rd

Managed By: Muni/Local

Scope: Bridge Replacement over Beaver Brook (Bridge ID 109/090) {Red List} {State Aid Bridge Program}

Regionally Sig.: No

Included for informational purposes only. Not subject to federal funding requirements for fiscal constraint analysis

CAA Status: N/A Info Only

Phase	FY	Federal	State	Other	Total	Funding Source(s)
PE	2019	\$0	\$97,982	\$24,496	\$122,478	SB367-4-Cents, Towns
ROW	2019	\$0	\$4,260	\$1,065	\$5,325	SB367-4-Cents, Towns
CON	2019	\$0	\$434,530	\$108,632	\$543,162	SB367-4-Cents, Towns
MTP Total:		\$0	\$536,772	\$134,193	\$670,965	
Overall Cost:					\$670,965	Prior funds: \$0

AMHERST

Project ID: 40654

Route/Road: Mont Vernon Rd over Caesars Brook

Managed By: Muni/Local

Scope: Bridge Replacement - Mont Vernon Rd over Caesars Brook #122/071 {State Aid Bridge Program}

Regionally Sig.: No

Included for informational purposes only. Not subject to federal funding requirements for fiscal constraint analysis

CAA Status: N/A Info Only

Phase	FY	Federal	State	Other	Total	Funding Source(s)
PE	2022	\$0	\$103,010	\$25,753	\$128,763	SB367-4-Cents, Towns
ROW	2022	\$0	\$4,682	\$1,171	\$5,853	SB367-4-Cents, Towns
CON	2022	\$0	\$749,167	\$187,292	\$936,459	SB367-4-Cents, Towns
MTP Total:		\$0	\$856,859	\$214,216	\$1,071,075	
Overall Cost:					\$1,071,075	Prior funds: \$0

AMHERST

Project ID: 40657

Route/Road: Thornton Ferry Rd. over Beaver Brook

Managed By: Muni/Local

Scope: Bridge Replacement - Thornton Ferry Rd over Beaver Brook #145/106 {State Aid Bridge Program}

Regionally Sig.: No

Included for informational purposes only. Not subject to federal funding requirements for fiscal constraint analysis

CAA Status: N/A Info Only

Phase	FY	Federal	State	Other	Total	Funding Source(s)
PE	2023	\$0	\$241,606	\$60,402	\$302,008	SB367-4-Cents, Towns
ROW	2023	\$0	\$4,832	\$1,208	\$6,040	SB367-4-Cents, Towns
CON	2023	\$0	\$1,348,163	\$337,041	\$1,685,204	SB367-4-Cents, Towns
MTP Total:		\$0	\$1,594,601	\$398,651	\$1,993,252	
Overall Cost:					\$1,993,252	Prior funds: \$0

BROOKLINE

Project ID: 40092

Route/Road: NH 13

Managed By: NHDOT

Scope: Intersection Safety Improvements at NH 13 and NH 130: widen NH 13 to add left turn lanes

Regionally Sig.: No

Included for informational purposes only. Not subject to federal funding requirements for fiscal constraint analysis

CAA Status: N/A Info Only

Individual child project funded through the Highway Safety Improvement Program parent project.

Phase	FY	Federal	State	Other	Total	Funding Source(s)
CON	2017	\$278,778	\$0	\$0	\$278,778	Hwy Safety Improvement Program (HSIP), Toll Credit
MTP Total:		\$278,778	\$0	\$0	\$278,778	
Overall Cost:					\$659,718	Prior funds: \$380,940

**Nashua Metropolitan Planning Organization
2017 – 2040 Metropolitan Transportation Plan Minor Update**

Amended March 21, 2018

Transportation Projects in the Nashua Metropolitan Planning Area Included for Information Only

MERRIMACK

Project ID: 15841

Route/Road: Bedford Road

Managed By: Muni/Local

Scope: Bridge repair/replacement over Baboosic Brook (Bridge ID 113/159) {State Aid Bridge}

Regionally Sig.: No

Included for informational purposes only. Not subject to federal funding requirements for fiscal constraint analysis

CAA Status: N/A Info Only

Phase	FY	Federal	State	Other	Total	Funding Source(s)
PE	2017	\$0	\$304,909	\$76,227	\$381,136	State Aid Bridge, Towns
ROW	2017	\$0	\$8,000	\$2,000	\$10,000	State Aid Bridge, Towns
CON	2018	\$800,000	\$2,285,231	\$771,308	\$3,856,539	Bridge Off System, State Aid Bridge, Towns
MTP Total:		\$800,000	\$2,598,140	\$849,535	\$4,247,675	
Overall Cost:					\$4,247,675	Prior funds: \$0

MERRIMACK

Project ID: 29174

Route/Road: US 3

Managed By: Muni/Local

Scope: Bridge Replacement - US 3 over Baboosic Brook - Br. \$118/135

Regionally Sig.: No

Included for informational purposes only. Not subject to federal funding requirements for fiscal constraint analysis

CAA Status: N/A Info Only

Phase	FY	Federal	State	Other	Total	Funding Source(s)
PE	2023	\$0	\$183,621	\$45,905	\$229,526	SB367-4-Cents, Towns
ROW	2023	\$0	\$9,664	\$2,416	\$12,080	SB367-4-Cents, Towns
CON	2023	\$0	\$3,015,246	\$753,812	\$3,769,058	SB367-4-Cents, Towns
MTP Total:		\$0	\$3,208,531	\$802,133	\$4,010,664	
Overall Cost:					\$4,010,664	Prior funds: \$0

MERRIMACK

Project ID: 40300

Route/Road: Multi-Use Path

Managed By: Muni/Local

Scope: Construct approximately 2,500 feet of multi-use trail connecting parks, schools and the downtown business district with an existing trail/sidewalk system.

Regionally Sig.: No

Included for informational purposes only. Not subject to federal funding requirements for fiscal constraint analysis

CAA Status: N/A Info Only

Individual child project funded through the Transportation Alternatives parent project.

Phase	FY	Federal	State	Other	Total	Funding Source(s)
PE	2017	\$24,000	\$0	\$6,000	\$30,000	TAP - Transportation Alternatives, Towns
CON	2018	\$388,000	\$0	\$97,000	\$485,000	TAP - Transportation Alternatives, Towns
MTP Total:		\$412,000	\$0	\$103,000	\$515,000	
Overall Cost:					\$552,242	Prior funds: \$37,242

MERRIMACK - NASHUA

Project ID: 40771

Route/Road: F.E. Everett Turnpike and Industrial Blvd

Managed By: NHDOT

Scope: Central Corridor Resurfacing: Merrimack FEET NB/SB from mi. 12.9 to 15.9 & Industrial Blvd

Regionally Sig.: No

Included for informational purposes only. Not subject to federal funding requirements for fiscal constraint analysis

CAA Status: N/A Info Only

Phase	FY	Federal	State	Other	Total	Funding Source(s)
PE	2017	\$0	\$26,317	\$0	\$26,317	Turnpike Renewal & Replacement
CON	2017	\$0	\$250,000	\$0	\$250,000	Turnpike Renewal & Replacement
CON	2018	\$0	\$2,582,515	\$0	\$2,582,515	Turnpike Renewal & Replacement
MTP Total:		\$0	\$2,858,832	\$0	\$2,858,832	
Overall Cost:					\$2,858,832	Prior funds: \$0

NASHUA

Project ID: 40429

Route/Road: Mine Falls Park

Managed By: Muni/Local

Scope: Construct multi-use path and pedestrian bridge over the Nashua Canal

Regionally Sig.: No

Included for informational purposes only. Not subject to federal funding requirements for fiscal constraint analysis

CAA Status: N/A Info Only

Individual child project funded through the Transportation Alternatives parent project.

Phase	FY	Federal	State	Other	Total	Funding Source(s)
PE	2017	\$51,360	\$0	\$12,840	\$64,200	TAP - Transportation Alternatives, Towns
CON	2018	\$359,744	\$0	\$89,936	\$449,680	TAP - Transportation Alternatives, Towns
Other	2017	\$400	\$0	\$100	\$500	TAP - Transportation Alternatives, Towns
MTP Total:		\$411,504	\$0	\$102,876	\$514,380	
Overall Cost:					\$560,380	Prior funds: \$46,000

**Nashua Metropolitan Planning Organization
2017 – 2040 Metropolitan Transportation Plan Minor Update**

Amended March 21, 2018

Transportation Projects in the Nashua Metropolitan Planning Area Included for Information Only

NASHUA

Project ID: 40561

Route/Road: Boire Field

Managed By: Muni/Local

Scope: Preservation, modernization and/or expansion of airport facilities; planning studies

Regionally Sig.: No

Included for informational purposes only. Not subject to federal funding requirements for fiscal constraint analysis

CAA Status: N/A Aeronautics

<u>Phase</u>	<u>FY</u>	<u>Federal</u>	<u>State</u>	<u>Other</u>	<u>Total</u>	<u>Funding Source(s)</u>
Other	2017	\$316,666	\$0	\$16,665	\$333,331	Airport Improvement
Other	2018	\$665,000	\$0	\$35,000	\$700,000	Airport Improvement
Other	2019	\$316,666	\$0	\$16,667	\$333,333	Airport Improvement
Other	2020	\$570,000	\$0	\$30,000	\$600,000	Airport Improvement
Other	2021	\$5,994,500	\$0	\$315,500	\$6,310,000	Airport Improvement
Other	2022	\$316,666	\$0	\$16,667	\$333,333	Airport Improvement
Other	2023	\$855,000	\$0	\$45,000	\$900,000	Airport Improvement
Other	2024	\$3,800,000	\$0	\$200,000	\$4,000,000	Airport Improvement
Other	2025	\$475,000	\$0	\$25,000	\$500,000	Airport Improvement
Other	2026	\$475,000	\$0	\$25,000	\$500,000	Airport Improvement

MTP Total: \$13,784,498 \$0 \$725,499 \$14,509,997

Overall Cost: \$14,509,997 Prior funds: \$0

NASHUA - MERRIMACK

Project ID: 40036

Route/Road: F.E. Everett Turnpike

Managed By: NHDOT

Scope: F.E. Everett Turnpike Resurfacing from Nashua MM 3.0 to 5.0 and Merrimack along Continental Blvd

Regionally Sig.: No

Included for informational purposes only. Not subject to federal funding requirements for fiscal constraint analysis

CAA Status: N/A Info Only

<u>Phase</u>	<u>FY</u>	<u>Federal</u>	<u>State</u>	<u>Other</u>	<u>Total</u>	<u>Funding Source(s)</u>
PE	2017	\$0	\$13,568	\$0	\$13,568	Turnpike Renewal & Replacement
CON	2017	\$0	\$2,739,829	\$0	\$2,739,829	Turnpike Renewal & Replacement

MTP Total: \$0 \$2,753,397 \$0 \$2,753,397

Overall Cost: \$3,268,397 Prior funds: \$515,000

PELHAM

Project ID: 26762

Route/Road: Willow Street

Managed By: Muni/Local

Scope: Bridge Replacement over Beaver Brook (Bridge ID 105/069){State Aid Bridge Program}

Regionally Sig.: Yes

Included for informational purposes only. Not subject to federal funding requirements for fiscal constraint analysis

CAA Status: N/A Info Only

<u>Phase</u>	<u>FY</u>	<u>Federal</u>	<u>State</u>	<u>Other</u>	<u>Total</u>	<u>Funding Source(s)</u>
PE	2020	\$0	\$236,285	\$68,746	\$305,031	State Aid Bridge, Towns
ROW	2020	\$0	\$17,040	\$4,260	\$21,300	State Aid Bridge, Towns
CON	2020	\$0	\$1,673,344	\$507,259	\$2,180,603	State Aid Bridge, Towns

MTP Total: \$0 \$1,926,669 \$580,265 \$2,506,934

Overall Cost: \$2,506,934 Prior funds: \$0

PELHAM

Project ID: 29338

Route/Road: NH 38

Managed By: NHDOT

Scope: Intersection improvements at NH 38 and Gage Hill Rd

Regionally Sig.: No

Included for informational purposes only. Not subject to federal funding requirements for fiscal constraint analysis

CAA Status: N/A Info Only

Individual child project funded through the Highway Safety Improvement Program parent project.

<u>Phase</u>	<u>FY</u>	<u>Federal</u>	<u>State</u>	<u>Other</u>	<u>Total</u>	<u>Funding Source(s)</u>
PE	2017	\$11,000	\$0	\$0	\$11,000	Highway Safety Improvement Program (HSIP), Toll Credit
CON	2017	\$110,000	\$0	\$0	\$110,000	Highway Safety Improvement Program (HSIP), Toll Credit

MTP Total: \$121,000 \$0 \$0 \$121,000

Overall Cost: \$181,500 Prior funds: \$60,500

**Nashua Metropolitan Planning Organization
2017 – 2040 Metropolitan Transportation Plan Minor Update**

Amended March 21, 2018

Transportation Projects in the Nashua Metropolitan Planning Area Included for Information Only

PELHAM							Project ID:	29450
Route/Road: Old Bridge St							Managed By:	Muni/Local
Scope: Bridge Rehabilitation - Old Bridge St over Beaver Brook - Br. #109/081							Regionally Sig.:	No
<i>Included for informational purposes only. Not subject to federal funding requirements for fiscal constraint analysis</i>							CAA Status:	N/A Info Only
Phase	FY	Federal	State	Other	Total	Funding Source(s)		
PE	2022	\$0	\$117,965	\$29,491	\$147,456	Highway Safety Improvement Program (HSIP), Toll Credit		
ROW	2022	\$0	\$54,445	\$13,611	\$68,056	Highway Safety Improvement Program (HSIP), Toll Credit		
CON	2022	\$0	\$685,103	\$171,276	\$856,379	Highway Safety Improvement Program (HSIP), Toll Credit		
MTP Total:		\$0	\$857,513	\$214,378	\$1,071,891			
					Overall Cost:	\$1,071,891	Prior funds:	\$0
WILTON							Project ID:	15767
Route/Road: King Brook Rd							Managed By:	Muni/Local
Scope: Rehabilitate bridge over King Brook (Bridge ID 074/060) {State Aid Bridge Program}							Regionally Sig.:	No
<i>Included for informational purposes only. Not subject to federal funding requirements for fiscal constraint analysis</i>							CAA Status:	N/A Info Only
Phase	FY	Federal	State	Other	Total	Funding Source(s)		
PE	2018	\$0	\$40,000	\$10,000	\$50,000	SB367-4-Cents, Towns		
ROW	2018	\$0	\$4,000	\$1,000	\$5,000	SB367-4-Cents, Towns		
CON	2018	\$0	\$196,000	\$49,000	\$245,000	SB367-4-Cents, Towns		
MTP Total:		\$0	\$240,000	\$60,000	\$300,000			
					Overall Cost:	\$300,000	Prior funds:	\$0
WILTON							Project ID:	15768
Route/Road: Old County Farm Rd							Managed By:	Muni/Local
Scope: Bridge replacement over Blood Brook (Bridge ID 060/118) {State Aid Bridge Program}							Regionally Sig.:	No
<i>Included for informational purposes only. Not subject to federal funding requirements for fiscal constraint analysis</i>							CAA Status:	N/A Info Only
Phase	FY	Federal	State	Other	Total	Funding Source(s)		
PE	2025	\$0	\$44,881	\$11,220	\$56,101	State Aid Bridge, Towns		
ROW	2025	\$0	\$4,987	\$1,247	\$6,234	State Aid Bridge, Towns		
CON	2025	\$0	\$169,550	\$42,387	\$211,937	State Aid Bridge, Towns		
MTP Total:		\$0	\$219,418	\$54,854	\$274,272			
					Overall Cost:	\$274,272	Prior funds:	\$0
WILTON							Project ID:	26201
Route/Road: Stage Coach Road							Managed By:	Muni/Local
Scope: Bridge replacement over Burton Pond (Bridge ID 086/142) {State Aid Bridge Program}							Regionally Sig.:	No
<i>Included for informational purposes only. Not subject to federal funding requirements for fiscal constraint analysis</i>							CAA Status:	N/A Info Only
Phase	FY	Federal	State	Other	Total	Funding Source(s)		
PE	2021	\$0	\$34,292	\$8,573	\$42,865	SB367-4-Cents, Towns		
ROW	2021	\$0	\$5,715	\$1,429	\$7,144	SB367-4-Cents, Towns		
CON	2021	\$0	\$148,599	\$37,150	\$185,749	SB367-4-Cents, Towns		
MTP Total:		\$0	\$188,606	\$47,152	\$235,758			
					Overall Cost:	\$235,758	Prior funds:	\$0

Info Only Funding Totals

	FY	Federal	State	Other	Total
	2017	\$1,211,204	\$3,342,623	\$189,534	\$4,743,361
	2018	\$1,853,000	\$5,107,746	\$963,308	\$7,924,054
	2019	\$316,666	\$536,772	\$150,860	\$1,004,298
	2020	\$570,000	\$2,470,192	\$746,146	\$3,786,338
	2021	\$5,994,500	\$188,606	\$362,652	\$6,545,758
	2022	\$316,666	\$1,714,372	\$445,261	\$2,476,299
	2023	\$855,000	\$4,803,132	\$1,245,784	\$6,903,916
	2024	\$3,800,000	\$0	\$200,000	\$4,000,000
	2025	\$475,000	\$219,418	\$79,854	\$774,272
	2026	\$475,000	\$0	\$25,000	\$500,000
MTP Total Amended:		\$15,867,036	\$18,382,861	\$4,408,399	\$38,658,296
MTP Total Adopted:		\$15,115,728	\$20,225,464	\$3,338,712	\$38,679,904

**Nashua Metropolitan Planning Organization
2017 – 2040 Metropolitan Transportation Plan Minor Update**

Amended March 21, 2018

Illustrative Surface Transportation Projects in the Nashua Metropolitan Planning Area

HUDSON

Project ID: L RTP07

Route/Road: NH 3A/NH 111

Managed By: MPO MTP

Scope: Construct a two-lane controlled access roadway between NH 3A and NH 111 to be funded through local and private sources

Regionally Sig.: No

CAA Status: N/A Illustrative

Phase	FY	Federal	State	Other	Total	Funding Source(s)
PE	2018	\$0	\$0	\$4,000,000	\$4,000,000	Private/Local
ROW	2019	\$0	\$0	\$2,000,000	\$2,000,000	Private/Local
CON	2020	\$0	\$0	\$30,000,000	\$30,000,000	Private/Local
MTP Total:		\$0	\$0	\$36,000,000	\$36,000,000	
Overall Cost:					\$36,000,000	Prior funds: \$0

MILFORD

Project ID: L RTP08

Route/Road: NH 101

Managed By: MPO MTP

Scope: Construct a new full access interchange from NH 101 Bypass to the east of the Perry Road underpass, to service anticipated commercial/industrial/mixed-use development in West Milford

Regionally Sig.: No

CAA Status: N/A Illustrative

Phase	FY	Federal	State	Other	Total	Funding Source(s)
MTP	2024	\$12,000,000	\$0	\$3,000,000	\$15,000,000	Federal
MTP Total:		\$12,000,000	\$0	\$3,000,000	\$15,000,000	
Overall Cost:					\$15,000,000	Prior funds: \$0

NASHUA - MANCHESTER - CONCORD

Project ID: L RTP15

Route/Road: Capitol Corridor

Managed By: Muni/Local

Scope: Extend MBTA passenger rail service to New Hampshire

Regionally Sig.: Yes

CAA Status: N/A Illustrative

Phase	FY	Federal	State	Other	Total	Funding Source(s)
PE	2022	\$137,024,105	\$0	\$0	\$137,024,105	Federal
MTP Total:		\$137,024,105	\$0	\$0	\$137,024,105	
Overall Cost:					\$137,024,105	Prior funds: \$0

Illustrative Funding Totals

	FY	Federal	State	Other	Total
	2018	\$0	\$0	\$4,000,000	\$4,000,000
	2019	\$0	\$0	\$2,000,000	\$2,000,000
	2020	\$0	\$0	\$30,000,000	\$30,000,000
	2021	\$0	\$0	\$0	\$0
	2022	\$137,024,105	\$0	\$0	\$137,024,105
	2023	\$0	\$0	\$0	\$0
	2024	\$12,000,000	\$0	\$3,000,000	\$15,000,000
TIP Total Amended:		\$149,024,105	\$0	\$39,000,000	\$188,024,105
TIP Total Adopted:		\$149,024,105	\$0	\$39,000,000	\$188,024,105

**Nashua Metropolitan Planning Organization
2017 – 2020 Transportation Improvement Program**

Amended March 21, 2018

Statewide Surface Transportation Projects Included in the State 2017 – 2026 Ten Year Plan

COMMUTER/INTERCITY BUS REPLACEMENT

Project ID: 40284

Route/Road: Statewide

Managed By: NHDOT

Scope: Replacement of existing state-owned coaches used for commuter and intercity bus

Regionally Sig: No

CAA Status: Exempt (E-30)

<u>Phase</u>	<u>FY</u>	<u>Federal</u>	<u>State</u>	<u>Other</u>	<u>Total</u>	<u>Funding Source(s)</u>	
Other	2017	\$3,096,000	\$0	\$0	\$3,096,000	FTA Capital & Operating Program	
Other	2018	\$3,102,711	\$0	\$0	\$3,102,711	CMAQ, Toll Credit	
Other	2019	\$4,324,803	\$0	\$0	\$4,324,803	CMAQ, Toll Credit	
Other	2021	\$1,181,658	\$0	\$0	\$1,181,658	CMAQ, Toll Credit	
MTP Total:		\$11,705,172	\$0	\$0	\$11,705,172		
Overall Cost:					\$14,705,172	Prior funds: \$3,000,000	TIP Funds \$10,523,514

PROGRAM - ADA

Project ID: ADA

Route/Road: Statewide

Managed By: NHDOT

Scope: Upgrades to sidewalks, curb ramps and signals to be compliant with ADA laws

Regionally Sig: No

CAA Status: Exempt (E-33)

<u>Phase</u>	<u>FY</u>	<u>Federal</u>	<u>State</u>	<u>Other</u>	<u>Total</u>	<u>Funding Source(s)</u>	
CON	2017	\$200,000	\$0	\$0	\$200,000	STP-Safety, Toll Credit	
CON	2018	\$200,000	\$0	\$0	\$200,000	STP-Safety, Toll Credit	
CON	2019	\$200,000	\$0	\$0	\$200,000	STP-Safety, Toll Credit	
CON	2020	\$200,000	\$0	\$0	\$200,000	STP-Safety, Toll Credit	
CON	2021	\$200,000	\$0	\$0	\$200,000	STP-Safety, Toll Credit	
CON	2022	\$200,000	\$0	\$0	\$200,000	STP-Safety, Toll Credit	
CON	2023	\$200,000	\$0	\$0	\$200,000	STP-Safety, Toll Credit	
CON	2024	\$200,000	\$0	\$0	\$200,000	STP-Safety, Toll Credit	
CON	2025	\$200,000	\$0	\$0	\$200,000	STP-Safety, Toll Credit	
CON	2026	\$200,000	\$0	\$0	\$200,000	STP-Safety, Toll Credit	
MTP Total:		\$2,000,000	\$0	\$0	\$2,000,000		
Overall Cost:					\$2,000,000	Prior funds: \$0	TIP Funds \$800,000

**Nashua Metropolitan Planning Organization
2017 – 2020 Transportation Improvement Program**

Amended March 21, 2018

Statewide Surface Transportation Projects Included in the State 2017 – 2026 Ten Year Plan

PROGRAM - BRDG-HIB-M&P

Project ID: BRDG-HIB-M&P

Route/Road: Statewide

Managed By: NHDOT

Scope: Maintenance and preservation efforts for High Investment Bridges

Regionally Sig: No

CAA Status: Statewide Proj

<u>Phase</u>	<u>FY</u>	<u>Federal</u>	<u>State</u>	<u>Other</u>	<u>Total</u>	<u>Funding Source(s)</u>
PE	2017	\$200,000	\$0	\$0	\$200,000	STP-State Flexible, Toll Credit
PE	2018	\$100,000	\$0	\$0	\$100,000	STP-State Flexible, Toll Credit
PE	2019	\$100,000	\$0	\$0	\$100,000	STP-State Flexible, Toll Credit
PE	2020	\$100,000	\$0	\$0	\$100,000	STP-State Flexible, Toll Credit
PE	2021	\$100,000	\$0	\$0	\$100,000	STP-State Flexible, Toll Credit
PE	2022	\$100,000	\$0	\$0	\$100,000	STP-State Flexible, Toll Credit
PE	2023	\$100,000	\$0	\$0	\$100,000	STP-State Flexible, Toll Credit
PE	2024	\$100,000	\$0	\$0	\$100,000	STP-State Flexible, Toll Credit
PE	2025	\$100,000	\$0	\$0	\$100,000	STP-State Flexible, Toll Credit
PE	2026	\$100,000	\$0	\$0	\$100,000	STP-State Flexible, Toll Credit
PE	2027	\$100,000	\$0	\$0	\$100,000	STP-State Flexible, Toll Credit
PE	2028	\$100,000	\$0	\$0	\$100,000	STP-State Flexible, Toll Credit
ROW	2017	\$20,000	\$0	\$0	\$20,000	STP-State Flexible, Toll Credit
ROW	2018	\$20,000	\$0	\$0	\$20,000	STP-State Flexible, Toll Credit
ROW	2019	\$20,000	\$0	\$0	\$20,000	STP-State Flexible, Toll Credit
ROW	2020	\$20,000	\$0	\$0	\$20,000	STP-State Flexible, Toll Credit
ROW	2021	\$20,000	\$0	\$0	\$20,000	STP-State Flexible, Toll Credit
ROW	2022	\$20,000	\$0	\$0	\$20,000	STP-State Flexible, Toll Credit
ROW	2023	\$20,000	\$0	\$0	\$20,000	STP-State Flexible, Toll Credit
ROW	2024	\$20,000	\$0	\$0	\$20,000	STP-State Flexible, Toll Credit
ROW	2025	\$20,000	\$0	\$0	\$20,000	STP-State Flexible, Toll Credit
ROW	2026	\$20,000	\$0	\$0	\$20,000	STP-State Flexible, Toll Credit
ROW	2027	\$20,000	\$0	\$0	\$20,000	STP-State Flexible, Toll Credit
ROW	2028	\$20,000	\$0	\$0	\$20,000	STP-State Flexible, Toll Credit
CON	2017	\$2,550,000	\$0	\$0	\$2,550,000	STP-State Flexible, Toll Credit
CON	2018	\$2,550,000	\$0	\$0	\$2,550,000	STP-State Flexible, Toll Credit
CON	2019	\$2,800,000	\$0	\$0	\$2,800,000	STP-State Flexible, Toll Credit
CON	2020	\$2,800,000	\$0	\$0	\$2,800,000	STP-State Flexible, Toll Credit
CON	2021	\$2,800,000	\$0	\$0	\$2,800,000	STP-State Flexible, Toll Credit
CON	2022	\$2,800,000	\$0	\$0	\$2,800,000	STP-State Flexible, Toll Credit
CON	2023	\$2,800,000	\$0	\$0	\$2,800,000	STP-State Flexible, Toll Credit
CON	2024	\$2,800,000	\$0	\$0	\$2,800,000	STP-State Flexible, Toll Credit
CON	2025	\$2,800,000	\$0	\$0	\$2,800,000	STP-State Flexible, Toll Credit
CON	2026	\$2,800,000	\$0	\$0	\$2,800,000	STP-State Flexible, Toll Credit
CON	2027	\$2,800,000	\$0	\$0	\$2,800,000	STP-State Flexible, Toll Credit
CON	2028	\$2,800,000	\$0	\$0	\$2,800,000	STP-State Flexible, Toll Credit
MTP Total:		\$34,640,000	\$0	\$0	\$34,640,000	
		Overall Cost:		\$34,640,000	Prior funds:	\$0
					TIP Funds	\$11,280,000

**Nashua Metropolitan Planning Organization
2017 – 2020 Transportation Improvement Program**

Amended March 21, 2018

Statewide Surface Transportation Projects Included in the State 2017 – 2026 Ten Year Plan

PROGRAM - BRDG-T1/2-M&P

Project ID: BRDG-T1/2-M&P

Route/Road: Statewide

Managed By: NHDOT

Scope: Maintenance and preservation of Tier 1 and 2 bridges

Regionally Sig: No

CAA Status: Statewide Proj

<u>Phase</u>	<u>FY</u>	<u>Federal</u>	<u>State</u>	<u>Other</u>	<u>Total</u>	<u>Funding Source(s)</u>
PE	2017	\$1,350,000	\$0	\$0	\$1,350,000	STP-State Flexible, Toll Credit
PE	2018	\$775,000	\$0	\$0	\$775,000	STP-State Flexible, Toll Credit
PE	2019	\$550,000	\$0	\$0	\$550,000	STP-State Flexible, Toll Credit
PE	2020	\$100,000	\$0	\$0	\$100,000	STP-State Flexible, Toll Credit
PE	2021	\$100,000	\$0	\$0	\$100,000	STP-State Flexible, Toll Credit
PE	2022	\$100,000	\$0	\$0	\$100,000	STP-State Flexible, Toll Credit
PE	2023	\$100,000	\$0	\$0	\$100,000	STP-State Flexible, Toll Credit
PE	2024	\$100,000	\$0	\$0	\$100,000	STP-State Flexible, Toll Credit
PE	2025	\$100,000	\$0	\$0	\$100,000	STP-State Flexible, Toll Credit
PE	2026	\$100,000	\$0	\$0	\$100,000	STP-State Flexible, Toll Credit
PE	2027	\$100,000	\$0	\$0	\$100,000	STP-State Flexible, Toll Credit
PE	2028	\$100,000	\$0	\$0	\$100,000	STP-State Flexible, Toll Credit
ROW	2017	\$25,000	\$0	\$0	\$25,000	STP-State Flexible, Toll Credit
ROW	2018	\$25,000	\$0	\$0	\$25,000	STP-State Flexible, Toll Credit
ROW	2019	\$25,000	\$0	\$0	\$25,000	STP-State Flexible, Toll Credit
ROW	2020	\$25,000	\$0	\$0	\$25,000	STP-State Flexible, Toll Credit
ROW	2021	\$25,000	\$0	\$0	\$25,000	STP-State Flexible, Toll Credit
ROW	2022	\$25,000	\$0	\$0	\$25,000	STP-State Flexible, Toll Credit
ROW	2023	\$25,000	\$0	\$0	\$25,000	STP-State Flexible, Toll Credit
ROW	2024	\$25,000	\$0	\$0	\$25,000	STP-State Flexible, Toll Credit
ROW	2025	\$25,000	\$0	\$0	\$25,000	STP-State Flexible, Toll Credit
ROW	2026	\$25,000	\$0	\$0	\$25,000	STP-State Flexible, Toll Credit
ROW	2027	\$25,000	\$0	\$0	\$25,000	STP-State Flexible, Toll Credit
ROW	2028	\$25,000	\$0	\$0	\$25,000	STP-State Flexible, Toll Credit
CON	2017	\$10,750,000	\$0	\$0	\$10,750,000	STP-State Flexible, Toll Credit
CON	2018	\$3,167,000	\$0	\$0	\$3,167,000	STP-State Flexible, Toll Credit
CON	2019	\$7,550,000	\$0	\$0	\$7,550,000	STP-State Flexible, Toll Credit
CON	2020	\$8,000,000	\$0	\$0	\$8,000,000	STP-State Flexible, Toll Credit
CON	2021	\$8,000,000	\$0	\$0	\$8,000,000	STP-State Flexible, Toll Credit
CON	2022	\$8,000,000	\$0	\$0	\$8,000,000	STP-State Flexible, Toll Credit
CON	2023	\$8,000,000	\$0	\$0	\$8,000,000	STP-State Flexible, Toll Credit
CON	2024	\$8,000,000	\$0	\$0	\$8,000,000	STP-State Flexible, Toll Credit
CON	2025	\$8,000,000	\$0	\$0	\$8,000,000	STP-State Flexible, Toll Credit
CON	2026	\$8,000,000	\$0	\$0	\$8,000,000	STP-State Flexible, Toll Credit
CON	2027	\$8,000,000	\$0	\$0	\$8,000,000	STP-State Flexible, Toll Credit
CON	2028	\$8,000,000	\$0	\$0	\$8,000,000	STP-State Flexible, Toll Credit
MTP Total:		\$97,342,000	\$0	\$0	\$97,342,000	
		Overall Cost:		\$97,342,000	Prior funds:	\$0 TIP Funds \$32,342,000

**Nashua Metropolitan Planning Organization
2017 – 2020 Transportation Improvement Program**

Amended March 21, 2018

Statewide Surface Transportation Projects Included in the State 2017 – 2026 Ten Year Plan

PROGRAM - BRDG-T3/4-M&P

Project ID: BRDG-T3/4-M&P

Route/Road: Statewide

Managed By: NHDOT

Scope: Maintenance and preservation of Tier3 and 4 bridges

Regionally Sig: No

CAA Status: Statewide Proj

Phase	FY	Federal	State	Other	Total	Funding Source(s)
PE	2017	\$500,000	\$0	\$0	\$500,000	STP-State Flexible, Toll Credit
PE	2018	\$250,000	\$0	\$0	\$250,000	STP-State Flexible, Toll Credit
PE	2019	\$100,000	\$0	\$0	\$100,000	STP-State Flexible, Toll Credit
PE	2020	\$50,000	\$0	\$0	\$50,000	STP-State Flexible, Toll Credit
PE	2021	\$50,000	\$0	\$0	\$50,000	STP-State Flexible, Toll Credit
PE	2022	\$50,000	\$0	\$0	\$50,000	STP-State Flexible, Toll Credit
PE	2023	\$50,000	\$0	\$0	\$50,000	STP-State Flexible, Toll Credit
PE	2024	\$50,000	\$0	\$0	\$50,000	STP-State Flexible, Toll Credit
PE	2025	\$50,000	\$0	\$0	\$50,000	STP-State Flexible, Toll Credit
PE	2026	\$50,000	\$0	\$0	\$50,000	STP-State Flexible, Toll Credit
PE	2027	\$50,000	\$0	\$0	\$50,000	STP-State Flexible, Toll Credit
PE	2028	\$50,000	\$0	\$0	\$50,000	STP-State Flexible, Toll Credit
ROW	2017	\$10,000	\$0	\$0	\$10,000	STP-State Flexible, Toll Credit
ROW	2018	\$10,000	\$0	\$0	\$10,000	STP-State Flexible, Toll Credit
ROW	2019	\$10,000	\$0	\$0	\$10,000	STP-State Flexible, Toll Credit
ROW	2020	\$10,000	\$0	\$0	\$10,000	STP-State Flexible, Toll Credit
ROW	2021	\$10,000	\$0	\$0	\$10,000	STP-State Flexible, Toll Credit
ROW	2022	\$10,000	\$0	\$0	\$10,000	STP-State Flexible, Toll Credit
ROW	2023	\$10,000	\$0	\$0	\$10,000	STP-State Flexible, Toll Credit
ROW	2024	\$10,000	\$0	\$0	\$10,000	STP-State Flexible, Toll Credit
ROW	2025	\$10,000	\$0	\$0	\$10,000	STP-State Flexible, Toll Credit
ROW	2026	\$10,000	\$0	\$0	\$10,000	STP-State Flexible, Toll Credit
ROW	2027	\$10,000	\$0	\$0	\$10,000	STP-State Flexible, Toll Credit
ROW	2028	\$10,000	\$0	\$0	\$10,000	STP-State Flexible, Toll Credit
CON	2017	\$1,250,000	\$0	\$0	\$1,250,000	STP-State Flexible, Toll Credit
CON	2018	\$1,473,000	\$0	\$0	\$1,473,000	STP-State Flexible, Toll Credit
CON	2019	\$3,500,000	\$0	\$0	\$3,500,000	STP-State Flexible, Toll Credit
CON	2020	\$3,500,000	\$0	\$0	\$3,500,000	STP-State Flexible, Toll Credit
CON	2021	\$3,500,000	\$0	\$0	\$3,500,000	STP-State Flexible, Toll Credit
CON	2022	\$3,500,000	\$0	\$0	\$3,500,000	STP-State Flexible, Toll Credit
CON	2023	\$3,500,000	\$0	\$0	\$3,500,000	STP-State Flexible, Toll Credit
CON	2024	\$3,500,000	\$0	\$0	\$3,500,000	STP-State Flexible, Toll Credit
CON	2025	\$3,500,000	\$0	\$0	\$3,500,000	STP-State Flexible, Toll Credit
CON	2026	\$3,500,000	\$0	\$0	\$3,500,000	STP-State Flexible, Toll Credit
CON	2027	\$3,500,000	\$0	\$0	\$3,500,000	STP-State Flexible, Toll Credit
CON	2028	\$3,500,000	\$0	\$0	\$3,500,000	STP-State Flexible, Toll Credit

MTP Total: \$39,143,000 \$0 \$0 \$39,143,000

Overall Cost: \$39,143,000 Prior funds: \$0 TIP Funds \$10,663,000

PROGRAM - CBI

Project ID: CBI

Route/Road: Statewide

Managed By: NHDOT

Scope: Complex Bridge Inspection (PARENT)

Regionally Sig: No

CAA Status: Exempt (E-38)

Phase	FY	Federal	State	Other	Total	Funding Source(s)
Other	2017	\$250,000	\$0	\$0	\$250,000	STP-State Flexible, Toll Credit
Other	2018	\$250,000	\$0	\$0	\$250,000	STP-State Flexible, Toll Credit
Other	2019	\$250,000	\$0	\$0	\$250,000	STP-State Flexible, Toll Credit
Other	2020	\$250,000	\$0	\$0	\$250,000	STP-State Flexible, Toll Credit
Other	2021	\$250,000	\$0	\$0	\$250,000	STP-State Flexible, Toll Credit
Other	2022	\$250,000	\$0	\$0	\$250,000	STP-State Flexible, Toll Credit

MTP Total: \$1,500,000 \$0 \$0 \$1,500,000

Overall Cost: \$5,712,276 Prior funds: \$4,212,276 TIP Funds \$1,000,000

**Nashua Metropolitan Planning Organization
2017 – 2020 Transportation Improvement Program**

Amended March 21, 2018

Statewide Surface Transportation Projects Included in the State 2017 – 2026 Ten Year Plan

PROGRAM - CRDR

Route/Road: Statewide

Scope:

Project ID: CRDR

Managed By: NHDOT

Regionally Sig: No

CAA Status: Statewide Proj

<u>Phase</u>	<u>FY</u>	<u>Federal</u>	<u>State</u>	<u>Other</u>	<u>Total</u>	<u>Funding Source(s)</u>
PE	2017	\$154,000	\$0	\$0	\$154,000	STP-State Flexible, Toll Credit
PE	2018	\$300,000	\$0	\$0	\$300,000	STP-State Flexible, Toll Credit
PE	2019	\$100,000	\$0	\$0	\$100,000	STP-State Flexible, Toll Credit
PE	2020	\$100,000	\$0	\$0	\$100,000	STP-State Flexible, Toll Credit
PE	2021	\$100,000	\$0	\$0	\$100,000	STP-State Flexible, Toll Credit
PE	2022	\$100,000	\$0	\$0	\$100,000	STP-State Flexible, Toll Credit
PE	2023	\$100,000	\$0	\$0	\$100,000	STP-State Flexible, Toll Credit
PE	2024	\$100,000	\$0	\$0	\$100,000	STP-State Flexible, Toll Credit
PE	2025	\$100,000	\$0	\$0	\$100,000	STP-State Flexible, Toll Credit
PE	2026	\$100,000	\$0	\$0	\$100,000	STP-State Flexible, Toll Credit
PE	2027	\$100,000	\$0	\$0	\$100,000	STP-State Flexible, Toll Credit
PE	2028	\$100,000	\$0	\$0	\$100,000	STP-State Flexible, Toll Credit
ROW	2017	\$2,000	\$0	\$0	\$2,000	STP-State Flexible, Toll Credit
ROW	2018	\$25,000	\$0	\$0	\$25,000	STP-State Flexible, Toll Credit
ROW	2019	\$25,000	\$0	\$0	\$25,000	STP-State Flexible, Toll Credit
ROW	2020	\$25,000	\$0	\$0	\$25,000	STP-State Flexible, Toll Credit
ROW	2021	\$25,000	\$0	\$0	\$25,000	STP-State Flexible, Toll Credit
ROW	2022	\$25,000	\$0	\$0	\$25,000	STP-State Flexible, Toll Credit
ROW	2023	\$25,000	\$0	\$0	\$25,000	STP-State Flexible, Toll Credit
ROW	2024	\$25,000	\$0	\$0	\$25,000	STP-State Flexible, Toll Credit
ROW	2025	\$30,000	\$0	\$0	\$30,000	STP-State Flexible, Toll Credit
ROW	2026	\$30,000	\$0	\$0	\$30,000	STP-State Flexible, Toll Credit
ROW	2027	\$30,000	\$0	\$0	\$30,000	STP-State Flexible, Toll Credit
ROW	2028	\$30,000	\$0	\$0	\$30,000	STP-State Flexible, Toll Credit
CON	2017	\$3,330,000	\$0	\$0	\$3,330,000	STP-State Flexible, Toll Credit
CON	2018	\$1,870,000	\$0	\$0	\$1,870,000	STP-State Flexible, Toll Credit
CON	2019	\$1,870,000	\$0	\$0	\$1,870,000	STP-State Flexible, Toll Credit
CON	2020	\$1,870,000	\$0	\$0	\$1,870,000	STP-State Flexible, Toll Credit
CON	2021	\$1,870,000	\$0	\$0	\$1,870,000	STP-State Flexible, Toll Credit
CON	2022	\$1,870,000	\$0	\$0	\$1,870,000	STP-State Flexible, Toll Credit
CON	2023	\$1,870,000	\$0	\$0	\$1,870,000	STP-State Flexible, Toll Credit
CON	2024	\$1,870,000	\$0	\$0	\$1,870,000	STP-State Flexible, Toll Credit
CON	2025	\$1,870,000	\$0	\$0	\$1,870,000	STP-State Flexible, Toll Credit
CON	2026	\$1,870,000	\$0	\$0	\$1,870,000	STP-State Flexible, Toll Credit
CON	2027	\$1,870,000	\$0	\$0	\$1,870,000	STP-State Flexible, Toll Credit
CON	2028	\$1,870,000	\$0	\$0	\$1,870,000	STP-State Flexible, Toll Credit
PLAN	2017	\$40,000	\$0	\$0	\$40,000	STP-State Flexible, Toll Credit
PLAN	2018	\$5,000	\$0	\$0	\$5,000	STP-State Flexible, Toll Credit
PLAN	2019	\$5,000	\$0	\$0	\$5,000	STP-State Flexible, Toll Credit
PLAN	2020	\$5,000	\$0	\$0	\$5,000	STP-State Flexible, Toll Credit
PLAN	2021	\$5,000	\$0	\$0	\$5,000	STP-State Flexible, Toll Credit
PLAN	2022	\$5,000	\$0	\$0	\$5,000	STP-State Flexible, Toll Credit
PLAN	2023	\$5,000	\$0	\$0	\$5,000	STP-State Flexible, Toll Credit
PLAN	2024	\$5,000	\$0	\$0	\$5,000	STP-State Flexible, Toll Credit
PLAN	2025	\$5,000	\$0	\$0	\$5,000	STP-State Flexible, Toll Credit
PLAN	2026	\$5,000	\$0	\$0	\$5,000	STP-State Flexible, Toll Credit
PLAN	2027	\$5,000	\$0	\$0	\$5,000	STP-State Flexible, Toll Credit
PLAN	2028	\$5,000	\$0	\$0	\$5,000	STP-State Flexible, Toll Credit
MTP Total:		\$25,746,000	\$0	\$0	\$25,746,000	
		Overall Cost:		\$32,385,970	Prior funds:	\$6,639,970
					TIP Funds	\$9,726,000

**Nashua Metropolitan Planning Organization
2017 – 2020 Transportation Improvement Program**

Amended March 21, 2018

Statewide Surface Transportation Projects Included in the State 2017 – 2026 Ten Year Plan

PROGRAM - DBE

Project ID: DBE
Managed By: NHDOT
Regionally Sig: No
CAA Status: Exempt (E-0)

Route/Road: Statewide

Scope: In house administration of the FHWA supportive program: DBE compliance monitoring
(Annual Program)

Phase	FY	Federal	State	Other	Total	Funding Source(s)			
Other	2017	\$65,000	\$0	\$0	\$65,000	STP - DBE			
Other	2018	\$65,000	\$0	\$0	\$65,000	STP - DBE			
Other	2019	\$65,000	\$0	\$0	\$65,000	STP - DBE			
Other	2020	\$65,000	\$0	\$0	\$65,000	STP - DBE			
Other	2021	\$65,000	\$0	\$0	\$65,000	STP - DBE			
Other	2022	\$65,000	\$0	\$0	\$65,000	STP - DBE			
Other	2023	\$65,000	\$0	\$0	\$65,000	STP - DBE			
Other	2024	\$65,000	\$0	\$0	\$65,000	STP - DBE			
Other	2025	\$65,000	\$0	\$0	\$65,000	STP - DBE			
Other	2026	\$65,000	\$0	\$0	\$65,000	STP - DBE			
MTP Total:		\$650,000	\$0	\$0	\$650,000				
Overall Cost:					\$1,160,000	Prior funds:	\$510,000	TIP Funds	\$260,000

PROGRAM - FLAP

Project ID: FLAP
Managed By: NHDOT
Regionally Sig: No
CAA Status: Statewide Proj

Route/Road: Statewide

Scope: Improving transportation facilities that access Federal Lands within NH {FLAP}

Phase	FY	Federal	State	Other	Total	Funding Source(s)			
PE	2017	\$108,000	\$0	\$0	\$108,000	Forest Highways			
PE	2018	\$42,000	\$0	\$0	\$42,000	Forest Highways			
PE	2019	\$50,000	\$0	\$0	\$50,000	Forest Highways			
PE	2020	\$50,000	\$0	\$0	\$50,000	Forest Highways			
PE	2021	\$50,000	\$0	\$0	\$50,000	Forest Highways			
PE	2022	\$50,000	\$0	\$0	\$50,000	Forest Highways			
PE	2023	\$50,000	\$0	\$0	\$50,000	Forest Highways			
PE	2024	\$50,000	\$0	\$0	\$50,000	Forest Highways			
PE	2025	\$50,000	\$0	\$0	\$50,000	Forest Highways			
PE	2026	\$50,000	\$0	\$0	\$50,000	Forest Highways			
PE	2027	\$50,000	\$0	\$0	\$50,000	Forest Highways			
PE	2028	\$50,000	\$0	\$0	\$50,000	Forest Highways			
ROW	2017	\$25,000	\$0	\$0	\$25,000	Forest Highways			
ROW	2018	\$25,000	\$0	\$0	\$25,000	Forest Highways			
ROW	2019	\$25,000	\$0	\$0	\$25,000	Forest Highways			
ROW	2020	\$25,000	\$0	\$0	\$25,000	Forest Highways			
ROW	2021	\$25,000	\$0	\$0	\$25,000	Forest Highways			
ROW	2022	\$25,000	\$0	\$0	\$25,000	Forest Highways			
ROW	2023	\$25,000	\$0	\$0	\$25,000	Forest Highways			
ROW	2024	\$25,000	\$0	\$0	\$25,000	Forest Highways			
ROW	2025	\$25,000	\$0	\$0	\$25,000	Forest Highways			
ROW	2026	\$25,000	\$0	\$0	\$25,000	Forest Highways			
ROW	2027	\$25,000	\$0	\$0	\$25,000	Forest Highways			
ROW	2028	\$25,000	\$0	\$0	\$25,000	Forest Highways			
CON	2017	\$55,000	\$0	\$0	\$55,000	Forest Highways			
CON	2018	\$1,670,000	\$0	\$0	\$1,670,000	Forest Highways			
CON	2019	\$275,000	\$0	\$0	\$275,000	Forest Highways			
CON	2020	\$275,000	\$0	\$0	\$275,000	Forest Highways			
CON	2021	\$275,000	\$0	\$0	\$275,000	Forest Highways			
CON	2022	\$275,000	\$0	\$0	\$275,000	Forest Highways			
CON	2023	\$275,000	\$0	\$0	\$275,000	Forest Highways			
CON	2024	\$275,000	\$0	\$0	\$275,000	Forest Highways			
CON	2025	\$275,000	\$0	\$0	\$275,000	Forest Highways			
CON	2026	\$275,000	\$0	\$0	\$275,000	Forest Highways			
CON	2027	\$275,000	\$0	\$0	\$275,000	Forest Highways			
CON	2028	\$275,000	\$0	\$0	\$275,000	Forest Highways			
MTP Total:		\$5,425,000	\$0	\$0	\$5,425,000				
Overall Cost:					\$5,512,000	Prior funds:	\$87,000	TIP Funds	\$2,625,000

**Nashua Metropolitan Planning Organization
2017 – 2020 Transportation Improvement Program**

Amended March 21, 2018

Statewide Surface Transportation Projects Included in the State 2017 – 2026 Ten Year Plan

PROGRAM - FTA5309

Project ID: FTA5309
Managed By: NHDOT
Regionally Sig: No
CAA Status: Exempt (E-30)

Route/Road: Statewide
Scope: Capital bus and bus facilities - FTA 5309 Program

Phase	FY	Federal	State	Other	Total	Funding Source(s)
Other	2017	\$800,000	\$0	\$200,000	\$1,000,000	FTA 5309 Capital Funding Program-Discretionary, Other
MTP Total:		\$800,000	\$0	\$200,000	\$1,000,000	
Overall Cost:					\$5,566,667	Prior funds: \$4,566,667 TIP Funds \$1,000,000

PROGRAM - FTA5310

Project ID: FTA5310
Managed By: NHDOT
Regionally Sig: No
CAA Status: Exempt (E-30)

Route/Road: Statewide
Scope: Capital, Mobility Management and Operating for Seniors and Individuals with Disabilities - FTA 5310 Program

Phase	FY	Federal	State	Other	Total	Funding Source(s)
Other	2017	\$1,942,486	\$0	\$485,622	\$2,428,108	FTA 5310 Capital Program, Other, STP-State Flexible
Other	2018	\$1,787,131	\$0	\$446,783	\$2,233,914	FTA 5310 Capital Program, Other, STP-State Flexible
Other	2019	\$1,689,811	\$0	\$422,453	\$2,112,264	FTA 5310 Capital Program, Other, STP-State Flexible
Other	2020	\$1,723,608	\$0	\$430,902	\$2,154,510	FTA 5310 Capital Program, Other, STP-State Flexible
Other	2021	\$1,758,080	\$0	\$439,520	\$2,197,600	FTA 5310 Capital Program, Other, STP-State Flexible
Other	2022	\$1,793,241	\$0	\$448,310	\$2,241,552	FTA 5310 Capital Program, Other, STP-State Flexible
Other	2023	\$1,829,106	\$0	\$457,277	\$2,286,383	FTA 5310 Capital Program, Other, STP-State Flexible
Other	2024	\$1,865,688	\$0	\$466,422	\$2,332,110	FTA 5310 Capital Program, Other, STP-State Flexible
Other	2025	\$1,903,002	\$0	\$475,751	\$2,378,753	FTA 5310 Capital Program, Other, STP-State Flexible
Other	2026	\$1,941,062	\$0	\$485,266	\$2,426,328	FTA 5310 Capital Program, Other, STP-State Flexible
Other	2027	\$1,979,883	\$0	\$494,971	\$2,474,854	FTA 5310 Capital Program, Other, STP-State Flexible
Other	2028	\$2,019,481	\$0	\$504,870	\$2,524,351	FTA 5310 Capital Program, Other, STP-State Flexible
MTP Total:		\$22,232,581	\$0	\$5,558,146	\$27,790,727	
Overall Cost:					\$38,109,356	Prior funds: \$10,318,629 TIP Funds \$8,928,796

PROGRAM - FTA5339

Project ID: FTA5339
Managed By: NHDOT
Regionally Sig: No
CAA Status: Exempt (E-30)

Route/Road: Statewide
Scope: Capital bus and bus facilities - FTA 5339 program for statewide public transportation

Phase	FY	Federal	State	Other	Total	Funding Source(s)
Other	2017	\$2,386,586	\$298,323	\$298,323	\$2,983,232	FTA 5339 Bus and Bus Facilities, Other
Other	2018	\$3,474,449	\$434,306	\$434,306	\$4,343,061	FTA 5339 Bus and Bus Facilities, Other
Other	2019	\$3,141,506	\$392,688	\$392,688	\$3,926,882	FTA 5339 Bus and Bus Facilities, Other
Other	2020	\$3,188,336	\$398,542	\$398,542	\$3,985,420	FTA 5339 Bus and Bus Facilities, Other
Other	2021	\$3,236,102	\$404,513	\$404,513	\$4,045,128	FTA 5339 Bus and Bus Facilities, Other
Other	2022	\$3,284,824	\$410,603	\$410,603	\$4,106,030	FTA 5339 Bus and Bus Facilities, Other
Other	2023	\$3,334,521	\$416,815	\$416,815	\$4,168,151	FTA 5339 Bus and Bus Facilities, Other
Other	2024	\$3,385,211	\$423,151	\$423,151	\$4,231,514	FTA 5339 Bus and Bus Facilities, Other
Other	2025	\$3,436,916	\$429,614	\$429,614	\$4,296,144	FTA 5339 Bus and Bus Facilities, Other
Other	2026	\$3,489,654	\$436,207	\$436,207	\$4,362,067	FTA 5339 Bus and Bus Facilities, Other
Other	2027	\$3,543,447	\$442,931	\$442,931	\$4,429,309	FTA 5339 Bus and Bus Facilities, Other
Other	2028	\$3,598,316	\$449,789	\$449,789	\$4,497,895	FTA 5339 Bus and Bus Facilities, Other
MTP Total:		\$39,499,868	\$4,937,483	\$4,937,483	\$49,374,834	
Overall Cost:					\$59,791,743	Prior funds: \$10,416,909 TIP Funds \$15,238,595

**Nashua Metropolitan Planning Organization
2017 – 2020 Transportation Improvement Program**

Amended March 21, 2018

Statewide Surface Transportation Projects Included in the State 2017 – 2026 Ten Year Plan

PROGRAM - GRR

Project ID: GRR

Route/Road: Statewide

Managed By: NHDOT

Scope: Guardrail Replacement [Federal Aid Guardrail Improvement Program] (Annual Project)

Regionally Sig: No

CAA Status: Exempt (E-9)

<u>Phase</u>	<u>FY</u>	<u>Federal</u>	<u>State</u>	<u>Other</u>	<u>Total</u>	<u>Funding Source(s)</u>
PE	2017	\$150,000	\$0	\$0	\$150,000	STP-State Flexible, Toll Credit
PE	2018	\$150,000	\$0	\$0	\$150,000	STP-State Flexible, Toll Credit
PE	2019	\$150,000	\$0	\$0	\$150,000	STP-State Flexible, Toll Credit
PE	2020	\$150,000	\$0	\$0	\$150,000	STP-State Flexible, Toll Credit
PE	2021	\$150,000	\$0	\$0	\$150,000	STP-State Flexible, Toll Credit
PE	2022	\$150,000	\$0	\$0	\$150,000	STP-State Flexible, Toll Credit
PE	2023	\$150,000	\$0	\$0	\$150,000	STP-State Flexible, Toll Credit
PE	2024	\$150,000	\$0	\$0	\$150,000	STP-State Flexible, Toll Credit
PE	2025	\$150,000	\$0	\$0	\$150,000	STP-State Flexible, Toll Credit
PE	2026	\$150,000	\$0	\$0	\$150,000	STP-State Flexible, Toll Credit
PE	2027	\$150,000	\$0	\$0	\$150,000	STP-State Flexible, Toll Credit
PE	2028	\$150,000	\$0	\$0	\$150,000	STP-State Flexible, Toll Credit
ROW	2017	\$5,000	\$0	\$0	\$5,000	STP-State Flexible, Toll Credit
ROW	2018	\$5,000	\$0	\$0	\$5,000	STP-State Flexible, Toll Credit
ROW	2019	\$5,000	\$0	\$0	\$5,000	STP-State Flexible, Toll Credit
ROW	2020	\$5,000	\$0	\$0	\$5,000	STP-State Flexible, Toll Credit
ROW	2021	\$5,000	\$0	\$0	\$5,000	STP-State Flexible, Toll Credit
ROW	2022	\$5,000	\$0	\$0	\$5,000	STP-State Flexible, Toll Credit
ROW	2023	\$5,000	\$0	\$0	\$5,000	STP-State Flexible, Toll Credit
ROW	2024	\$5,000	\$0	\$0	\$5,000	STP-State Flexible, Toll Credit
ROW	2025	\$5,000	\$0	\$0	\$5,000	STP-State Flexible, Toll Credit
ROW	2026	\$5,000	\$0	\$0	\$5,000	STP-State Flexible, Toll Credit
ROW	2027	\$5,000	\$0	\$0	\$5,000	STP-State Flexible, Toll Credit
ROW	2028	\$5,000	\$0	\$0	\$5,000	STP-State Flexible, Toll Credit
CON	2017	\$560,000	\$0	\$0	\$560,000	STP-State Flexible, Toll Credit
CON	2018	\$1,880,000	\$0	\$0	\$1,880,000	STP-State Flexible, Toll Credit
CON	2019	\$1,880,000	\$0	\$0	\$1,880,000	STP-State Flexible, Toll Credit
CON	2020	\$1,880,000	\$0	\$0	\$1,880,000	STP-State Flexible, Toll Credit
CON	2021	\$1,880,000	\$0	\$0	\$1,880,000	STP-State Flexible, Toll Credit
CON	2022	\$1,880,000	\$0	\$0	\$1,880,000	STP-State Flexible, Toll Credit
CON	2023	\$1,880,000	\$0	\$0	\$1,880,000	STP-State Flexible, Toll Credit
CON	2024	\$1,880,000	\$0	\$0	\$1,880,000	STP-State Flexible, Toll Credit
CON	2025	\$1,880,000	\$0	\$0	\$1,880,000	STP-State Flexible, Toll Credit
CON	2026	\$1,880,000	\$0	\$0	\$1,880,000	STP-State Flexible, Toll Credit
CON	2027	\$1,880,000	\$0	\$0	\$1,880,000	STP-State Flexible, Toll Credit
CON	2028	\$1,880,000	\$0	\$0	\$1,880,000	STP-State Flexible, Toll Credit
MTP Total:		\$23,100,000	\$0	\$0	\$23,100,000	
		Overall Cost:		\$25,225,909	Prior funds:	\$2,125,909
					TIP Funds	\$6,820,000

**Nashua Metropolitan Planning Organization
2017 – 2020 Transportation Improvement Program**

Amended March 21, 2018

Statewide Surface Transportation Projects Included in the State 2017 – 2026 Ten Year Plan

PROGRAM - ENV-POST-CON

Project ID: HAZMAT

Route/Road: Statewide

Managed By: NHDOT

Scope: Hazard Material Review for post construction obligations

Regionally Sig: No

CAA Status: Statewide Proj

<u>Phase</u>	<u>FY</u>	<u>Federal</u>	<u>State</u>	<u>Other</u>	<u>Total</u>	<u>Funding Source(s)</u>	
Other	2017	\$36,300	\$0	\$0	\$36,300	STP-State Flexible, Toll Credit	
Other	2018	\$48,000	\$0	\$0	\$48,000	STP-State Flexible, Toll Credit	
Other	2019	\$36,300	\$0	\$0	\$36,300	STP-State Flexible, Toll Credit	
Other	2020	\$36,300	\$0	\$0	\$36,300	STP-State Flexible, Toll Credit	
Other	2021	\$36,300	\$0	\$0	\$36,300	STP-State Flexible, Toll Credit	
Other	2022	\$36,300	\$0	\$0	\$36,300	STP-State Flexible, Toll Credit	
Other	2023	\$36,300	\$0	\$0	\$36,300	STP-State Flexible, Toll Credit	
Other	2024	\$36,300	\$0	\$0	\$36,300	STP-State Flexible, Toll Credit	
Other	2025	\$36,300	\$0	\$0	\$36,300	STP-State Flexible, Toll Credit	
Other	2026	\$36,300	\$0	\$0	\$36,300	STP-State Flexible, Toll Credit	
Other	2027	\$36,300	\$0	\$0	\$36,300	STP-State Flexible, Toll Credit	
Other	2028	\$36,300	\$0	\$0	\$36,300	STP-State Flexible, Toll Credit	
MTP Total:		\$447,300	\$0	\$0	\$447,300		
Overall Cost:					\$559,100	Prior funds: \$111,800	TIP Funds \$156,900

PROGRAM - LTAP

Project ID: LTAP

Route/Road: Statewide

Managed By: NHDOT

Scope: Local Technology Assistance Program (LTAP) administered by the Technology Transfer Ctr at UNH

Regionally Sig: No

CAA Status: Statewide Proj

<u>Phase</u>	<u>FY</u>	<u>Federal</u>	<u>State</u>	<u>Other</u>	<u>Total</u>	<u>Funding Source(s)</u>	
PLAN	2017	\$150,000	\$0	\$0	\$150,000	Local Tech Assistance Program	
PLAN	2018	\$150,000	\$0	\$0	\$150,000	Local Tech Assistance Program	
PLAN	2019	\$150,000	\$0	\$0	\$150,000	Local Tech Assistance Program	
PLAN	2020	\$150,000	\$0	\$0	\$150,000	Local Tech Assistance Program	
PLAN	2021	\$150,000	\$0	\$0	\$150,000	Local Tech Assistance Program	
PLAN	2022	\$150,000	\$0	\$0	\$150,000	Local Tech Assistance Program	
PLAN	2023	\$150,000	\$0	\$0	\$150,000	Local Tech Assistance Program	
PLAN	2024	\$150,000	\$0	\$0	\$150,000	Local Tech Assistance Program	
PLAN	2025	\$150,000	\$0	\$0	\$150,000	Local Tech Assistance Program	
PLAN	2026	\$150,000	\$0	\$0	\$150,000	Local Tech Assistance Program	
MTP Total:		\$1,500,000	\$0	\$0	\$1,500,000		
Overall Cost:					\$1,900,000	Prior funds: \$400,000	TIP Funds \$600,000

**Nashua Metropolitan Planning Organization
2017 – 2020 Transportation Improvement Program**

Amended March 21, 2018

Statewide Surface Transportation Projects Included in the State 2017 – 2026 Ten Year Plan

PROGRAM - HSIP

Project ID: HSIP

Route/Road: Statewide

Managed By: NHDOT

Scope: Highway Safety Improvement Program (HSIP)

Regionally Sig: No

CAA Status: Exempt (E-6)

<u>Phase</u>	<u>FY</u>	<u>Federal</u>	<u>State</u>	<u>Other</u>	<u>Total</u>	<u>Funding Source(s)</u>
PE	2017	\$1,000,000	\$0	\$0	\$1,000,000	Highway Safety Improvement Program (HSIP), Toll Credit
PE	2018	\$1,000,000	\$0	\$0	\$1,000,000	Highway Safety Improvement Program (HSIP), Toll Credit
PE	2019	\$500,000	\$0	\$0	\$500,000	Highway Safety Improvement Program (HSIP), Toll Credit
PE	2020	\$500,000	\$0	\$0	\$500,000	Highway Safety Improvement Program (HSIP), Toll Credit
PE	2021	\$500,000	\$0	\$0	\$500,000	Highway Safety Improvement Program (HSIP), Toll Credit
PE	2022	\$500,000	\$0	\$0	\$500,000	Highway Safety Improvement Program (HSIP), Toll Credit
PE	2023	\$500,000	\$0	\$0	\$500,000	Highway Safety Improvement Program (HSIP), Toll Credit
PE	2024	\$500,000	\$0	\$0	\$500,000	Highway Safety Improvement Program (HSIP), Toll Credit
PE	2025	\$500,000	\$0	\$0	\$500,000	Highway Safety Improvement Program (HSIP), Toll Credit
PE	2026	\$500,000	\$0	\$0	\$500,000	Highway Safety Improvement Program (HSIP), Toll Credit
ROW	2017	\$150,000	\$0	\$0	\$150,000	Highway Safety Improvement Program (HSIP), Toll Credit
ROW	2018	\$150,000	\$0	\$0	\$150,000	Highway Safety Improvement Program (HSIP), Toll Credit
ROW	2019	\$150,000	\$0	\$0	\$150,000	Highway Safety Improvement Program (HSIP), Toll Credit
ROW	2020	\$150,000	\$0	\$0	\$150,000	Highway Safety Improvement Program (HSIP), Toll Credit
ROW	2021	\$150,000	\$0	\$0	\$150,000	Highway Safety Improvement Program (HSIP), Toll Credit
ROW	2022	\$150,000	\$0	\$0	\$150,000	Highway Safety Improvement Program (HSIP), Toll Credit
ROW	2023	\$150,000	\$0	\$0	\$150,000	Highway Safety Improvement Program (HSIP), Toll Credit
ROW	2024	\$150,000	\$0	\$0	\$150,000	Highway Safety Improvement Program (HSIP), Toll Credit
ROW	2025	\$150,000	\$0	\$0	\$150,000	Highway Safety Improvement Program (HSIP), Toll Credit
ROW	2026	\$150,000	\$0	\$0	\$150,000	Highway Safety Improvement Program (HSIP), Toll Credit
CON	2017	\$6,002,000	\$0	\$0	\$6,002,000	Highway Safety Improvement Program (HSIP), Toll Credit
CON	2018	\$8,690,723	\$0	\$0	\$8,690,723	Highway Safety Improvement Program (HSIP), Toll Credit
CON	2019	\$8,862,151	\$0	\$0	\$8,862,151	Highway Safety Improvement Program (HSIP), Toll Credit
CON	2020	\$9,059,081	\$0	\$0	\$9,059,081	Highway Safety Improvement Program (HSIP), Toll Credit
CON	2021	\$9,059,081	\$0	\$0	\$9,059,081	Highway Safety Improvement Program (HSIP), Toll Credit
CON	2022	\$9,059,081	\$0	\$0	\$9,059,081	Highway Safety Improvement Program (HSIP), Toll Credit
CON	2023	\$9,059,081	\$0	\$0	\$9,059,081	Highway Safety Improvement Program (HSIP), Toll Credit
CON	2024	\$9,059,081	\$0	\$0	\$9,059,081	Highway Safety Improvement Program (HSIP), Toll Credit
CON	2025	\$9,059,081	\$0	\$0	\$9,059,081	Highway Safety Improvement Program (HSIP), Toll Credit
CON	2026	\$9,059,081	\$0	\$0	\$9,059,081	Highway Safety Improvement Program (HSIP), Toll Credit
PLAN	2017	\$100,000	\$0	\$0	\$100,000	Highway Safety Improvement Program (HSIP), Toll Credit
Other	2017	\$300,000	\$0	\$0	\$300,000	Highway Safety Improvement Program (HSIP), Toll Credit
Other	2018	\$400,000	\$0	\$0	\$400,000	Highway Safety Improvement Program (HSIP), Toll Credit
Other	2019	\$200,000	\$0	\$0	\$200,000	Highway Safety Improvement Program (HSIP), Toll Credit
Other	2020	\$200,000	\$0	\$0	\$200,000	Highway Safety Improvement Program (HSIP), Toll Credit
Other	2021	\$200,000	\$0	\$0	\$200,000	Highway Safety Improvement Program (HSIP), Toll Credit
Other	2022	\$200,000	\$0	\$0	\$200,000	Highway Safety Improvement Program (HSIP), Toll Credit
Other	2023	\$200,000	\$0	\$0	\$200,000	Highway Safety Improvement Program (HSIP), Toll Credit
Other	2024	\$200,000	\$0	\$0	\$200,000	Highway Safety Improvement Program (HSIP), Toll Credit
Other	2025	\$200,000	\$0	\$0	\$200,000	Highway Safety Improvement Program (HSIP), Toll Credit
Other	2026	\$200,000	\$0	\$0	\$200,000	Highway Safety Improvement Program (HSIP), Toll Credit
MTP Total:		\$96,868,441	\$0	\$0	\$96,868,441	
		Overall Cost:		\$157,283,441	Prior funds:	\$60,415,000
					TIP Funds	\$37,413,955

**Nashua Metropolitan Planning Organization
2017 – 2020 Transportation Improvement Program**

Amended March 21, 2018

Statewide Surface Transportation Projects Included in the State 2017 – 2026 Ten Year Plan

PROGRAM - MOBRR

Project ID: MOBRR
Managed By: Muni/Local
Regionally Sig: No
CAA Status: Statewide Proj

Route/Road: Statewide

Scope: Municipal Owned Bridge Rehabilitation & Replacement Projects (MOBRR Program)

Phase	FY	Federal	State	Other	Total	Funding Source(s)				
PE	2017	\$24,000	\$0	\$6,000	\$30,000	Bridge Off System, Other				
PE	2018	\$80,000	\$0	\$20,000	\$100,000	Bridge Off System, Other				
PE	2019	\$80,000	\$0	\$20,000	\$100,000	Bridge Off System, Other				
PE	2020	\$80,000	\$0	\$20,000	\$100,000	Bridge Off System, Other				
PE	2021	\$80,000	\$0	\$20,000	\$100,000	Bridge Off System, Other				
PE	2022	\$80,000	\$0	\$20,000	\$100,000	Bridge Off System, Other				
PE	2023	\$80,000	\$0	\$20,000	\$100,000	Bridge Off System, Other				
PE	2024	\$80,000	\$0	\$20,000	\$100,000	Bridge Off System, Other				
PE	2025	\$80,000	\$0	\$20,000	\$100,000	Bridge Off System, Other				
PE	2026	\$80,000	\$0	\$20,000	\$100,000	Bridge Off System, Other				
PE	2027	\$80,000	\$0	\$20,000	\$100,000	Bridge Off System, Other				
PE	2028	\$80,000	\$0	\$20,000	\$100,000	Bridge Off System, Other				
ROW	2017	\$800	\$0	\$200	\$1,000	Bridge Off System, Other				
ROW	2018	\$20,000	\$0	\$5,000	\$25,000	Bridge Off System, Other				
ROW	2019	\$20,000	\$0	\$5,000	\$25,000	Bridge Off System, Other				
ROW	2020	\$20,000	\$0	\$5,000	\$25,000	Bridge Off System, Other				
ROW	2021	\$20,000	\$0	\$5,000	\$25,000	Bridge Off System, Other				
ROW	2022	\$20,000	\$0	\$5,000	\$25,000	Bridge Off System, Other				
ROW	2023	\$20,000	\$0	\$5,000	\$25,000	Bridge Off System, Other				
ROW	2024	\$20,000	\$0	\$5,000	\$25,000	Bridge Off System, Other				
ROW	2025	\$20,000	\$0	\$5,000	\$25,000	Bridge Off System, Other				
ROW	2026	\$20,000	\$0	\$5,000	\$25,000	Bridge Off System, Other				
ROW	2027	\$20,000	\$0	\$5,000	\$25,000	Bridge Off System, Other				
ROW	2028	\$20,000	\$0	\$5,000	\$25,000	Bridge Off System, Other				
CON	2017	\$15,200	\$0	\$3,800	\$19,000	Bridge Off System, Other				
CON	2018	\$3,600,000	\$0	\$900,000	\$4,500,000	Bridge Off System, Other				
CON	2019	\$3,600,000	\$0	\$900,000	\$4,500,000	Bridge Off System, Other				
CON	2020	\$3,600,000	\$0	\$900,000	\$4,500,000	Bridge Off System, Other				
CON	2021	\$3,600,000	\$0	\$900,000	\$4,500,000	Bridge Off System, Other				
CON	2022	\$3,600,000	\$0	\$900,000	\$4,500,000	Bridge Off System, Other				
CON	2023	\$3,600,000	\$0	\$900,000	\$4,500,000	Bridge Off System, Other				
CON	2024	\$3,600,000	\$0	\$900,000	\$4,500,000	Bridge Off System, Other				
CON	2025	\$3,600,000	\$0	\$900,000	\$4,500,000	Bridge Off System, Other				
CON	2026	\$3,600,000	\$0	\$900,000	\$4,500,000	Bridge Off System, Other				
CON	2027	\$3,600,000	\$0	\$900,000	\$4,500,000	Bridge Off System, Other				
CON	2028	\$3,600,000	\$0	\$900,000	\$4,500,000	Bridge Off System, Other				
MTP Total:		\$40,740,000	\$0	\$10,185,000	\$50,925,000					
					Overall Cost:	\$50,925,000	Prior funds:	\$0	TIP Funds	\$13,925,000

PROGRAM - NSTI

Project ID: NSTI
Managed By: Other
Regionally Sig: No
CAA Status: Exempt (E-0)

Route/Road: Statewide

Scope: National Summer Transportation Institute - Programmatic project as a Cooperative Project Agreement (CPA) with UNH

Phase	FY	Federal	State	Other	Total	Funding Source(s)				
Other	2017	\$20,000	\$0	\$0	\$20,000	NSTI National Summer Transportation Institute				
Other	2018	\$20,000	\$0	\$0	\$20,000	NSTI National Summer Transportation Institute				
Other	2019	\$20,000	\$0	\$0	\$20,000	NSTI National Summer Transportation Institute				
Other	2020	\$20,000	\$0	\$0	\$20,000	NSTI National Summer Transportation Institute				
Other	2021	\$20,000	\$0	\$0	\$20,000	NSTI National Summer Transportation Institute				
Other	2022	\$20,000	\$0	\$0	\$20,000	NSTI National Summer Transportation Institute				
Other	2023	\$20,000	\$0	\$0	\$20,000	NSTI National Summer Transportation Institute				
Other	2024	\$20,000	\$0	\$0	\$20,000	NSTI National Summer Transportation Institute				
Other	2025	\$20,000	\$0	\$0	\$20,000	NSTI National Summer Transportation Institute				
Other	2026	\$20,000	\$0	\$0	\$20,000	NSTI National Summer Transportation Institute				
Other	2027	\$20,000	\$0	\$0	\$20,000	NSTI National Summer Transportation Institute				
Other	2028	\$20,000	\$0	\$0	\$20,000	NSTI National Summer Transportation Institute				
MTP Total:		\$240,000	\$0	\$0	\$240,000					
					Overall Cost:	\$320,000	Prior funds:	\$80,000	TIP Funds	\$80,000

**Nashua Metropolitan Planning Organization
2017 – 2020 Transportation Improvement Program**

Amended March 21, 2018

Statewide Surface Transportation Projects Included in the State 2017 – 2026 Ten Year Plan

PROGRAM - OJT/SS

Project ID: OJT/SS
Managed By: NHDOT
Regionally Sig: No
CAA Status: Statewide Proj

Route/Road: Statewide
Scope: On the job training for minority and women to reach journeyman status in the construction industry

Phase	FY	Federal	State	Other	Total	Funding Source(s)
Other	2017	\$30,000	\$0	\$0	\$30,000	STP - DBE
Other	2018	\$30,000	\$0	\$0	\$30,000	STP - DBE
Other	2019	\$30,000	\$0	\$0	\$30,000	STP - DBE
Other	2020	\$30,000	\$0	\$0	\$30,000	STP - DBE
Other	2021	\$30,000	\$0	\$0	\$30,000	STP - DBE
Other	2022	\$30,000	\$0	\$0	\$30,000	STP - DBE
Other	2023	\$30,000	\$0	\$0	\$30,000	STP - DBE
Other	2024	\$30,000	\$0	\$0	\$30,000	STP - DBE
Other	2025	\$30,000	\$0	\$0	\$30,000	STP - DBE
Other	2026	\$30,000	\$0	\$0	\$30,000	STP - DBE
Other	2027	\$30,000	\$0	\$0	\$30,000	STP - DBE
Other	2028	\$30,000	\$0	\$0	\$30,000	STP - DBE
MTP Total:		\$360,000	\$0	\$0	\$360,000	

Overall Cost: \$390,000 Prior funds: \$30,000 TIP Funds \$120,000

PROGRAM - PAVE-T1-PRES

Project ID: PAVE-T1-PRES
Managed By: NHDOT
Regionally Sig: No
CAA Status: Exempt (E-10)

Route/Road: Statewide
Scope: Preservation of Tier 1 pavements

Phase	FY	Federal	State	Other	Total	Funding Source(s)
PE	2017	\$625,000	\$0	\$0	\$625,000	STP - State Flexible, Toll Credit
PE	2018	\$625,000	\$0	\$0	\$625,000	STP - State Flexible, Toll Credit
CON	2017	\$17,000,000	\$0	\$0	\$17,000,000	STP - State Flexible, Toll Credit
CON	2018	\$11,500,000	\$0	\$0	\$11,500,000	STP - State Flexible, Toll Credit
MTP Total:		\$29,750,000	\$0	\$0	\$29,750,000	

Overall Cost: \$29,750,000 Prior funds: \$0 TIP Funds \$29,750,000

PROGRAM - PAVE-T1-RESURF

Project ID: PAVE-T1-RESURF
Managed By: NHDOT
Regionally Sig: No
CAA Status: Exempt (E-10)

Route/Road: Tier 1 Highways
Scope: Resurface Tier 1 Highways

Phase	FY	Federal	State	Other	Total	Funding Source(s)
PE	2019	\$150,000	\$0	\$0	\$150,000	STP - State Flexible, Toll Credit
PE	2020	\$150,000	\$0	\$0	\$150,000	STP - State Flexible, Toll Credit
PE	2021	\$150,000	\$0	\$0	\$150,000	STP - State Flexible, Toll Credit
PE	2022	\$150,000	\$0	\$0	\$150,000	STP - State Flexible, Toll Credit
PE	2023	\$150,000	\$0	\$0	\$150,000	STP - State Flexible, Toll Credit
PE	2024	\$150,000	\$0	\$0	\$150,000	STP - State Flexible, Toll Credit
PE	2025	\$150,000	\$0	\$0	\$150,000	STP - State Flexible, Toll Credit
PE	2026	\$150,000	\$0	\$0	\$150,000	STP - State Flexible, Toll Credit
PE	2027	\$150,000	\$0	\$0	\$150,000	STP - State Flexible, Toll Credit
PE	2028	\$150,000	\$0	\$0	\$150,000	STP - State Flexible, Toll Credit
CON	2019	\$12,000,000	\$0	\$0	\$12,000,000	STP - State Flexible, Toll Credit
CON	2020	\$12,500,000	\$0	\$0	\$12,500,000	STP - State Flexible, Toll Credit
CON	2021	\$12,500,000	\$0	\$0	\$12,500,000	STP - State Flexible, Toll Credit
CON	2022	\$12,500,000	\$0	\$0	\$12,500,000	STP - State Flexible, Toll Credit
CON	2023	\$12,500,000	\$0	\$0	\$12,500,000	STP - State Flexible, Toll Credit
CON	2024	\$12,500,000	\$0	\$0	\$12,500,000	STP - State Flexible, Toll Credit
CON	2025	\$12,500,000	\$0	\$0	\$12,500,000	STP - State Flexible, Toll Credit
CON	2026	\$12,500,000	\$0	\$0	\$12,500,000	STP - State Flexible, Toll Credit
CON	2027	\$12,500,000	\$0	\$0	\$12,500,000	STP - State Flexible, Toll Credit
CON	2028	\$12,500,000	\$0	\$0	\$12,500,000	STP - State Flexible, Toll Credit
MTP Total:		\$126,000,000	\$0	\$0	\$126,000,000	

Overall Cost: \$126,000,000 Prior funds: \$0 TIP Funds \$24,800,000

**Nashua Metropolitan Planning Organization
2017 – 2020 Transportation Improvement Program**

Amended March 21, 2018

Statewide Surface Transportation Projects Included in the State 2017 – 2026 Ten Year Plan

PROGRAM - PAVE-T2-PRES

Project ID: PAVE-T2-PRES
Managed By: NHDOT
Regionally Sig: No
CAA Status: Exempt (E-10)

Route/Road: Statewide
Scope: Preservation of Tier 2 pavements

<u>Phase</u>	<u>FY</u>	<u>Federal</u>	<u>State</u>	<u>Other</u>	<u>Total</u>	<u>Funding Source(s)</u>
PE	2017	\$300,000	\$0	\$0	\$300,000	STP-State Flexible, Toll Credit
PE	2018	\$450,000	\$0	\$0	\$450,000	STP-State Flexible, Toll Credit
ROW	2017	\$25,000	\$0	\$0	\$25,000	STP-State Flexible, Toll Credit
ROW	2018	\$25,000	\$0	\$0	\$25,000	STP-State Flexible, Toll Credit
CON	2017	\$12,100,000	\$0	\$0	\$12,100,000	STP-State Flexible, Toll Credit
CON	2018	\$9,943,394	\$456,606	\$0	\$10,400,000	Betterment, STP-State Flexible, Toll Credit
MTP Total:		\$22,843,394	\$456,606	\$0	\$23,300,000	
Overall Cost:					\$23,300,000	Prior funds: \$0 TIP Funds \$23,300,000

PROGRAM - PAVE-T2-MAINT

Project ID: PAVE-T2-MAINT
Managed By: NHDOT
Regionally Sig: No
CAA Status: Exempt (E-10)

Route/Road: Statewide
Scope: Maintenance paving of the Tier 2 system

<u>Phase</u>	<u>FY</u>	<u>Federal</u>	<u>State</u>	<u>Other</u>	<u>Total</u>	<u>Funding Source(s)</u>
PE	2017	\$200,000	\$0	\$0	\$200,000	STP-State Flexible, Toll Credit
PE	2018	\$230,000	\$0	\$0	\$230,000	STP-State Flexible, Toll Credit
ROW	2017	\$5,000	\$0	\$0	\$5,000	STP-State Flexible, Toll Credit
ROW	2018	\$5,000	\$0	\$0	\$5,000	STP-State Flexible, Toll Credit
CON	2017	\$0	\$8,755,660	\$0	\$8,755,660	Betterment
CON	2018	\$4,533,715	\$2,366,285	\$0	\$6,900,000	Betterment, STP-State Flexible, Toll Credit
MTP Total:		\$4,973,715	\$11,121,945	\$0	\$16,095,660	
Overall Cost:					\$16,095,660	Prior funds: \$0 TIP Funds \$16,095,660

**Nashua Metropolitan Planning Organization
2017 – 2020 Transportation Improvement Program**

Amended March 21, 2018

Statewide Surface Transportation Projects Included in the State 2017 – 2026 Ten Year Plan

PROGRAM - PAVE-T2-RESURF

Project ID: PAVE-T2-RESURF

Route/Road: Statewide

Managed By: NHDOT

Scope: Resurfacing Tier 2 Roadways

Regionally Sig: No

CAA Status: Exempt (E-10)

Phase	FY	Federal	State	Other	Total	Funding Source(s)				
PE	2018	\$100,000	\$0	\$0	\$100,000	STP-State Flexible, Toll Credit				
PE	2019	\$200,000	\$0	\$0	\$200,000	STP-State Flexible, Toll Credit				
PE	2020	\$200,000	\$0	\$0	\$200,000	STP-State Flexible, Toll Credit				
PE	2021	\$200,000	\$0	\$0	\$200,000	STP-State Flexible, Toll Credit				
PE	2022	\$200,000	\$0	\$0	\$200,000	STP-State Flexible, Toll Credit				
PE	2023	\$200,000	\$0	\$0	\$200,000	STP-State Flexible, Toll Credit				
PE	2024	\$200,000	\$0	\$0	\$200,000	STP-State Flexible, Toll Credit				
PE	2025	\$200,000	\$0	\$0	\$200,000	STP-State Flexible, Toll Credit				
PE	2026	\$200,000	\$0	\$0	\$200,000	STP-State Flexible, Toll Credit				
PE	2027	\$200,000	\$0	\$0	\$200,000	STP-State Flexible, Toll Credit				
PE	2028	\$200,000	\$0	\$0	\$200,000	STP-State Flexible, Toll Credit				
ROW	2019	\$25,000	\$0	\$0	\$25,000	STP-State Flexible, Toll Credit				
ROW	2020	\$25,000	\$0	\$0	\$25,000	STP-State Flexible, Toll Credit				
ROW	2021	\$25,000	\$0	\$0	\$25,000	STP-State Flexible, Toll Credit				
ROW	2022	\$25,000	\$0	\$0	\$25,000	STP-State Flexible, Toll Credit				
ROW	2023	\$25,000	\$0	\$0	\$25,000	STP-State Flexible, Toll Credit				
ROW	2024	\$25,000	\$0	\$0	\$25,000	STP-State Flexible, Toll Credit				
ROW	2025	\$25,000	\$0	\$0	\$25,000	STP-State Flexible, Toll Credit				
ROW	2026	\$25,000	\$0	\$0	\$25,000	STP-State Flexible, Toll Credit				
ROW	2027	\$25,000	\$0	\$0	\$25,000	STP-State Flexible, Toll Credit				
ROW	2028	\$25,000	\$0	\$0	\$25,000	STP-State Flexible, Toll Credit				
CON	2018	\$3,750,000	\$0	\$0	\$3,750,000	Betterment, STP-State Flexible, Toll Credit				
CON	2019	\$9,525,000	\$6,000,000	\$0	\$15,525,000	Betterment, STP-State Flexible, Toll Credit				
CON	2020	\$9,525,000	\$6,000,000	\$0	\$15,525,000	Betterment, STP-State Flexible, Toll Credit				
CON	2021	\$14,400,000	\$6,000,000	\$0	\$20,400,000	Betterment, STP-State Flexible, Toll Credit				
CON	2022	\$14,400,000	\$6,000,000	\$0	\$20,400,000	Betterment, STP-State Flexible, Toll Credit				
CON	2023	\$14,400,000	\$6,000,000	\$0	\$20,400,000	Betterment, STP-State Flexible, Toll Credit				
CON	2024	\$14,400,000	\$6,000,000	\$0	\$20,400,000	Betterment, STP-State Flexible, Toll Credit				
CON	2025	\$14,400,000	\$6,000,000	\$0	\$20,400,000	Betterment, STP-State Flexible, Toll Credit				
CON	2026	\$14,400,000	\$6,000,000	\$0	\$20,400,000	Betterment, STP-State Flexible, Toll Credit				
CON	2027	\$14,400,000	\$6,000,000	\$0	\$20,400,000	Betterment, STP-State Flexible, Toll Credit				
CON	2028	\$14,400,000	\$6,000,000	\$0	\$20,400,000	Betterment, STP-State Flexible, Toll Credit				
MTP Total:		\$140,350,000	\$60,000,000	\$0	\$200,350,000					
					Overall Cost:	\$200,350,000	Prior funds:	\$0	TIP Funds	\$35,350,000

PROGRAM - STIC

Project ID: STIC

Route/Road: Varies

Managed By: NHDOT

Scope: STIC Incentives

Regionally Sig: No

CAA Status: Exempt (E-0)

Phase	FY	Federal	State	Other	Total	Funding Source(s)				
OTHER	2018	\$80,000	\$20,000	\$0	\$100,000	NHDOT Operating Budget, STIC Funding				
OTHER	2019	\$80,000	\$20,000	\$0	\$100,000	NHDOT Operating Budget, STIC Funding				
OTHER	2020	\$80,000	\$20,000	\$0	\$100,000	NHDOT Operating Budget, STIC Funding				
OTHER	2021	\$80,000	\$20,000	\$0	\$100,000	NHDOT Operating Budget, STIC Funding				
OTHER	2022	\$80,000	\$20,000	\$0	\$100,000	NHDOT Operating Budget, STIC Funding				
OTHER	2023	\$80,000	\$20,000	\$0	\$100,000	NHDOT Operating Budget, STIC Funding				
OTHER	2024	\$80,000	\$20,000	\$0	\$100,000	NHDOT Operating Budget, STIC Funding				
OTHER	2025	\$80,000	\$20,000	\$0	\$100,000	NHDOT Operating Budget, STIC Funding				
OTHER	2026	\$80,000	\$20,000	\$0	\$100,000	NHDOT Operating Budget, STIC Funding				
OTHER	2027	\$80,000	\$20,000	\$0	\$100,000	NHDOT Operating Budget, STIC Funding				
OTHER	2028	\$80,000	\$20,000	\$0	\$100,000	NHDOT Operating Budget, STIC Funding				
MTP Total:		\$880,000	\$220,000	\$0	\$1,100,000					
					Overall Cost:	\$1,100,000	Prior funds:	\$0	TIP Funds	\$300,000

**Nashua Metropolitan Planning Organization
2017 – 2020 Transportation Improvement Program**

Amended March 21, 2018

Statewide Surface Transportation Projects Included in the State 2017 – 2026 Ten Year Plan

STATEWIDE (41756)

Route/Road: Various

Scope: Evaluate 61+ traffic control signals and develop & implement signal timings to improve traffic flow

Project ID: 41756

Managed By: NHDOT

Regionally Sig: No

CAA Status: Undetermined

<u>Phase</u>	<u>FY</u>	<u>Federal</u>	<u>State</u>	<u>Other</u>	<u>Total</u>	<u>Funding Source(s)</u>
PE	2019	\$120,000	\$0	\$0	\$120,000	CMAQ, Toll Credit
PE	2020	\$82,040	\$0	\$0	\$82,040	CMAQ, Toll Credit
ROW	2020	\$102,550	\$0	\$0	\$102,550	CMAQ, Toll Credit

MTP Total:	\$304,590	\$0	\$0	\$304,590		
				Overall Cost:	\$304,590	Prior funds: \$0 TIP Funds \$304,590

PROGRAM - PAVE-T2-REHAB

Route/Road: Various

Scope: Rehab of Tier 2 roads

Project ID: PAVE-T2-REHAB

Managed By: NHDOT

Regionally Sig: No

CAA Status: Exempt (E-10)

<u>Phase</u>	<u>FY</u>	<u>Federal</u>	<u>State</u>	<u>Other</u>	<u>Total</u>	<u>Funding Source(s)</u>
PE	2017	\$650,000	\$0	\$0	\$650,000	STP-State Flexible, Toll Credit
PE	2017	\$650,000	\$0	\$0	\$650,000	STP-State Flexible, Toll Credit
CON	2017	\$7,016,513	\$566,012	\$0	\$7,582,525	Betterment, STP-State Flexible, Toll Credit
CON	2018	\$11,687,166	\$2,062,834	\$0	\$13,750,000	Betterment, STP-State Flexible, Toll Credit
CON	2019	\$7,000,000	\$0	\$0	\$7,000,000	Betterment
CON	2020	\$0	\$2,500,000	\$0	\$2,500,000	Betterment
CON	2021	\$0	\$2,500,000	\$0	\$2,500,000	Betterment
CON	2022	\$0	\$2,500,000	\$0	\$2,500,000	Betterment
CON	2023	\$0	\$2,500,000	\$0	\$2,500,000	Betterment
CON	2024	\$0	\$2,500,000	\$0	\$2,500,000	Betterment
CON	2025	\$0	\$2,500,000	\$0	\$2,500,000	Betterment
CON	2026	\$0	\$2,500,000	\$0	\$2,500,000	Betterment
CON	2027	\$0	\$2,500,000	\$0	\$2,500,000	Betterment
CON	2028	\$0	\$2,500,000	\$0	\$2,500,000	Betterment

MTP Total:	\$27,003,679	\$25,128,846	\$0	\$52,132,525		
				Overall Cost:	\$52,132,525	Prior funds: \$0 TIP Funds \$32,132,525

**Nashua Metropolitan Planning Organization
2017 – 2020 Transportation Improvement Program**

Amended March 21, 2018

Statewide Surface Transportation Projects Included in the State 2017 – 2026 Ten Year Plan

PROGRAM - PVMRK

Project ID: PVMRK

Route/Road: Statewide

Managed By: NHDOT

Scope: Statewide Pavement Marking Annual Project

Regionally Sig: No

CAA Status: Exempt (E-11)

<u>Phase</u>	<u>FY</u>	<u>Federal</u>	<u>State</u>	<u>Other</u>	<u>Total</u>	<u>Funding Source(s)</u>				
PE	2018	\$5,000	\$0	\$0	\$5,000	STP-State Flexible, Toll Credit				
PE	2019	\$5,000	\$0	\$0	\$5,000	STP-State Flexible, Toll Credit				
PE	2020	\$5,000	\$0	\$0	\$5,000	STP-State Flexible, Toll Credit				
PE	2021	\$5,000	\$0	\$0	\$5,000	STP-State Flexible, Toll Credit				
PE	2022	\$5,000	\$0	\$0	\$5,000	STP-State Flexible, Toll Credit				
PE	2023	\$5,000	\$0	\$0	\$5,000	STP-State Flexible, Toll Credit				
PE	2024	\$5,000	\$0	\$0	\$5,000	STP-State Flexible, Toll Credit				
PE	2025	\$5,000	\$0	\$0	\$5,000	STP-State Flexible, Toll Credit				
PE	2026	\$5,000	\$0	\$0	\$5,000	STP-State Flexible, Toll Credit				
PE	2027	\$5,000	\$0	\$0	\$5,000	STP-State Flexible, Toll Credit				
PE	2028	\$5,000	\$0	\$0	\$5,000	STP-State Flexible, Toll Credit				
CON	2017	\$3,100,000	\$0	\$0	\$3,100,000	STP-State Flexible, Toll Credit				
CON	2018	\$3,095,000	\$0	\$0	\$3,095,000	STP-State Flexible, Toll Credit				
CON	2019	\$3,095,000	\$0	\$0	\$3,095,000	STP-State Flexible, Toll Credit				
CON	2020	\$3,095,000	\$0	\$0	\$3,095,000	STP-State Flexible, Toll Credit				
CON	2021	\$3,095,000	\$0	\$0	\$3,095,000	STP-State Flexible, Toll Credit				
CON	2022	\$3,095,000	\$0	\$0	\$3,095,000	STP-State Flexible, Toll Credit				
CON	2023	\$3,095,000	\$0	\$0	\$3,095,000	STP-State Flexible, Toll Credit				
CON	2024	\$3,095,000	\$0	\$0	\$3,095,000	STP-State Flexible, Toll Credit				
CON	2025	\$3,095,000	\$0	\$0	\$3,095,000	STP-State Flexible, Toll Credit				
CON	2026	\$3,095,000	\$0	\$0	\$3,095,000	STP-State Flexible, Toll Credit				
CON	2027	\$3,095,000	\$0	\$0	\$3,095,000	STP-State Flexible, Toll Credit				
CON	2028	\$3,095,000	\$0	\$0	\$3,095,000	STP-State Flexible, Toll Credit				
MTP Total:		\$37,200,000	\$0	\$0	\$37,200,000					
					Overall Cost:	\$52,700,000	Prior funds:	\$15,500,000	TIP Funds	\$12,400,000

PROGRAM - RCTRL

Project ID: RCTRL

Route/Road: Statewide

Managed By: Other

Scope: Recreational Trails Fund Act - Projects selected annually

Regionally Sig: No

CAA Status: Statewide Proj

<u>Phase</u>	<u>FY</u>	<u>Federal</u>	<u>State</u>	<u>Other</u>	<u>Total</u>	<u>Funding Source(s)</u>				
Other	2017	\$1,250,000	\$0	\$312,500	\$1,562,500	DRED, Recreational Trails				
Other	2018	\$1,250,000	\$0	\$312,500	\$1,562,500	DRED, Recreational Trails				
Other	2019	\$1,250,000	\$0	\$312,500	\$1,562,500	DRED, Recreational Trails				
Other	2020	\$1,250,000	\$0	\$312,500	\$1,562,500	DRED, Recreational Trails				
Other	2021	\$1,250,000	\$0	\$312,500	\$1,562,500	DRED, Recreational Trails				
Other	2022	\$1,250,000	\$0	\$312,500	\$1,562,500	DRED, Recreational Trails				
Other	2023	\$1,250,000	\$0	\$312,500	\$1,562,500	DRED, Recreational Trails				
Other	2024	\$1,250,000	\$0	\$312,500	\$1,562,500	DRED, Recreational Trails				
Other	2025	\$1,250,000	\$0	\$312,500	\$1,562,500	DRED, Recreational Trails				
Other	2026	\$1,250,000	\$0	\$312,500	\$1,562,500	DRED, Recreational Trails				
MTP Total:		\$12,500,000	\$0	\$3,125,000	\$15,625,000					
					Overall Cost:	\$19,778,645	Prior funds:	\$4,153,645	TIP Funds	\$6,250,000

**Nashua Metropolitan Planning Organization
2017 – 2020 Transportation Improvement Program**

Amended March 21, 2018

Statewide Surface Transportation Projects Included in the State 2017 – 2026 Ten Year Plan

PROGRAM - RRRCS

Project ID: RRRCS

Route/Road: Statewide

Managed By: NHDOT

Scope: Reconstruction of Crossings, Signals & Related Work (Annual Project)

Regionally Sig: No

CAA Status: Exempt (E-1)

<u>Phase</u>	<u>FY</u>	<u>Federal</u>	<u>State</u>	<u>Other</u>	<u>Total</u>	<u>Funding Source(s)</u>			
PE	2017	\$25,500	\$0	\$0	\$25,500	RL - Rail Highway, Toll Credit			
PE	2018	\$100,000	\$0	\$0	\$100,000	RL - Rail Highway, Toll Credit			
PE	2019	\$50,000	\$0	\$0	\$50,000	RL - Rail Highway, Toll Credit			
PE	2020	\$50,000	\$0	\$0	\$50,000	RL - Rail Highway, Toll Credit			
PE	2021	\$50,000	\$0	\$0	\$50,000	RL - Rail Highway, Toll Credit			
PE	2022	\$50,000	\$0	\$0	\$50,000	RL - Rail Highway, Toll Credit			
PE	2023	\$50,000	\$0	\$0	\$50,000	RL - Rail Highway, Toll Credit			
PE	2024	\$50,000	\$0	\$0	\$50,000	RL - Rail Highway, Toll Credit			
PE	2025	\$50,000	\$0	\$0	\$50,000	RL - Rail Highway, Toll Credit			
PE	2026	\$50,000	\$0	\$0	\$50,000	RL - Rail Highway, Toll Credit			
PE	2027	\$75,000	\$0	\$0	\$75,000	RL - Rail Highway, Toll Credit			
PE	2028	\$75,000	\$0	\$0	\$75,000	RL - Rail Highway, Toll Credit			
ROW	2017	\$5,000	\$0	\$0	\$5,000	RL - Rail Highway, Toll Credit			
ROW	2018	\$5,000	\$0	\$0	\$5,000	RL - Rail Highway, Toll Credit			
ROW	2019	\$5,000	\$0	\$0	\$5,000	RL - Rail Highway, Toll Credit			
ROW	2020	\$5,000	\$0	\$0	\$5,000	RL - Rail Highway, Toll Credit			
ROW	2021	\$5,000	\$0	\$0	\$5,000	RL - Rail Highway, Toll Credit			
ROW	2022	\$5,000	\$0	\$0	\$5,000	RL - Rail Highway, Toll Credit			
ROW	2023	\$5,000	\$0	\$0	\$5,000	RL - Rail Highway, Toll Credit			
ROW	2024	\$5,000	\$0	\$0	\$5,000	RL - Rail Highway, Toll Credit			
ROW	2025	\$5,000	\$0	\$0	\$5,000	RL - Rail Highway, Toll Credit			
ROW	2026	\$5,000	\$0	\$0	\$5,000	RL - Rail Highway, Toll Credit			
ROW	2027	\$5,000	\$0	\$0	\$5,000	RL - Rail Highway, Toll Credit			
ROW	2028	\$5,000	\$0	\$0	\$5,000	RL - Rail Highway, Toll Credit			
CON	2017	\$1,100,000	\$0	\$0	\$1,100,000	RL - Rail Highway, Toll Credit			
CON	2018	\$1,100,000	\$0	\$0	\$1,100,000	RL - Rail Highway, Toll Credit			
CON	2019	\$1,100,000	\$0	\$0	\$1,100,000	RL - Rail Highway, Toll Credit			
CON	2020	\$1,100,000	\$0	\$0	\$1,100,000	RL - Rail Highway, Toll Credit			
CON	2021	\$1,100,000	\$0	\$0	\$1,100,000	RL - Rail Highway, Toll Credit			
CON	2022	\$1,100,000	\$0	\$0	\$1,100,000	RL - Rail Highway, Toll Credit			
CON	2023	\$1,100,000	\$0	\$0	\$1,100,000	RL - Rail Highway, Toll Credit			
CON	2024	\$1,100,000	\$0	\$0	\$1,100,000	RL - Rail Highway, Toll Credit			
CON	2025	\$1,100,000	\$0	\$0	\$1,100,000	RL - Rail Highway, Toll Credit			
CON	2026	\$1,100,000	\$0	\$0	\$1,100,000	RL - Rail Highway, Toll Credit			
CON	2027	\$1,100,000	\$0	\$0	\$1,100,000	RL - Rail Highway, Toll Credit			
CON	2028	\$1,100,000	\$0	\$0	\$1,100,000	RL - Rail Highway, Toll Credit			
PLAN	2017	\$5,000	\$0	\$0	\$5,000	RL - Rail Highway, Toll Credit			
PLAN	2018	\$5,000	\$0	\$0	\$5,000	RL - Rail Highway, Toll Credit			
PLAN	2019	\$5,000	\$0	\$0	\$5,000	RL - Rail Highway, Toll Credit			
PLAN	2020	\$5,000	\$0	\$0	\$5,000	RL - Rail Highway, Toll Credit			
PLAN	2021	\$5,000	\$0	\$0	\$5,000	RL - Rail Highway, Toll Credit			
PLAN	2022	\$5,000	\$0	\$0	\$5,000	RL - Rail Highway, Toll Credit			
PLAN	2023	\$5,000	\$0	\$0	\$5,000	RL - Rail Highway, Toll Credit			
PLAN	2024	\$5,000	\$0	\$0	\$5,000	RL - Rail Highway, Toll Credit			
PLAN	2025	\$5,000	\$0	\$0	\$5,000	RL - Rail Highway, Toll Credit			
PLAN	2026	\$5,000	\$0	\$0	\$5,000	RL - Rail Highway, Toll Credit			
PLAN	2027	\$5,000	\$0	\$0	\$5,000	RL - Rail Highway, Toll Credit			
PLAN	2028	\$5,000	\$0	\$0	\$5,000	RL - Rail Highway, Toll Credit			
MTP Total:		\$13,995,500	\$0	\$0	\$13,995,500				
Overall Cost:					\$22,383,938	Prior funds:	\$8,388,438	TIP Funds	\$4,665,500

**Nashua Metropolitan Planning Organization
2017 – 2020 Transportation Improvement Program**

Amended March 21, 2018

Statewide Surface Transportation Projects Included in the State 2017 – 2026 Ten Year Plan

PROGRAM - SRTS

Project ID: SRTS

Route/Road: Statewide
Scope: Safe Routes to School

Managed By: NHDOT
Regionally Sig: No
CAA Status: Exempt (E-6)

Phase	FY	Federal	State	Other	Total	Funding Source(s)	
PE	2017	\$1,789	\$0	\$0	\$1,789	Safe Routes to School	
ROW	2017	\$5,600	\$0	\$0	\$5,600	Safe Routes to School	
ROW	2018	\$100	\$0	\$0	\$100	Safe Routes to School	
CON	2017	\$1,042,836	\$0	\$0	\$1,042,836	Safe Routes to School	
CON	2018	\$1,516,804	\$0	\$0	\$1,516,804	Safe Routes to School	
Other	2017	\$49,698	\$0	\$0	\$49,698	Safe Routes to School	
Other	2018	\$21,947	\$0	\$0	\$21,947	Safe Routes to School	
MTP Total:		\$2,638,774	\$0	\$0	\$2,638,774		
Overall Cost:					\$8,007,473	Prior funds: \$5,368,699	TIP Funds \$2,638,774

PROGRAM - TRAC

Project ID: TRAC

Route/Road: Statewide
Scope: Implement and participate in AASHTO TRAC program in local high schools

Managed By: NHDOT
Regionally Sig: No
CAA Status: Exempt (E-0)

Phase	FY	Federal	State	Other	Total	Funding Source(s)	
Other	2017	\$22,000	\$0	\$0	\$22,000	STP - State Flexible, Toll Credit	
Other	2018	\$22,000	\$0	\$0	\$22,000	STP - State Flexible, Toll Credit	
Other	2019	\$22,000	\$0	\$0	\$22,000	STP - State Flexible, Toll Credit	
Other	2020	\$22,000	\$0	\$0	\$22,000	STP - State Flexible, Toll Credit	
Other	2021	\$22,000	\$0	\$0	\$22,000	STP - State Flexible, Toll Credit	
Other	2022	\$22,000	\$0	\$0	\$22,000	STP - State Flexible, Toll Credit	
Other	2023	\$22,000	\$0	\$0	\$22,000	STP - State Flexible, Toll Credit	
Other	2024	\$22,000	\$0	\$0	\$22,000	STP - State Flexible, Toll Credit	
Other	2025	\$22,000	\$0	\$0	\$22,000	STP - State Flexible, Toll Credit	
Other	2026	\$22,000	\$0	\$0	\$22,000	STP - State Flexible, Toll Credit	
Other	2027	\$22,000	\$0	\$0	\$22,000	STP - State Flexible, Toll Credit	
Other	2028	\$22,000	\$0	\$0	\$22,000	STP - State Flexible, Toll Credit	
MTP Total:		\$264,000	\$0	\$0	\$264,000		
Overall Cost:					\$352,000	Prior funds: \$88,000	TIP Funds \$88,000

PROGRAM - TRAIN

Project ID: TRAIN

Route/Road: Statewide
Scope: Annual Training Program

Managed By: NHDOT
Regionally Sig: No
CAA Status: Exempt (E-0)

Phase	FY	Federal	State	Other	Total	Funding Source(s)	
Other	2017	\$200,000	\$0	\$0	\$200,000	STP - State Flexible, Toll Credit	
Other	2018	\$225,000	\$0	\$0	\$225,000	STP - State Flexible, Toll Credit	
Other	2019	\$250,000	\$0	\$0	\$250,000	STP - State Flexible, Toll Credit	
Other	2020	\$250,000	\$0	\$0	\$250,000	STP - State Flexible, Toll Credit	
Other	2021	\$250,000	\$0	\$0	\$250,000	STP - State Flexible, Toll Credit	
Other	2022	\$250,000	\$0	\$0	\$250,000	STP - State Flexible, Toll Credit	
Other	2023	\$250,000	\$0	\$0	\$250,000	STP - State Flexible, Toll Credit	
Other	2024	\$250,000	\$0	\$0	\$250,000	STP - State Flexible, Toll Credit	
Other	2025	\$250,000	\$0	\$0	\$250,000	STP - State Flexible, Toll Credit	
Other	2026	\$250,000	\$0	\$0	\$250,000	STP - State Flexible, Toll Credit	
Other	2027	\$250,000	\$0	\$0	\$250,000	STP - State Flexible, Toll Credit	
Other	2028	\$250,000	\$0	\$0	\$250,000	STP - State Flexible, Toll Credit	
MTP Total:		\$2,925,000	\$0	\$0	\$2,925,000		
Overall Cost:					\$3,930,262	Prior funds: \$1,005,262	TIP Funds \$925,000

**Nashua Metropolitan Planning Organization
2017 – 2020 Transportation Improvement Program**

Amended March 21, 2018

Statewide Surface Transportation Projects Included in the State 2017 – 2026 Ten Year Plan

PROGRAM - TA

Project ID: TA

Route/Road: Statewide

Managed By: NHDOT

Scope: Transportation Alternatives Program (TAP)

Regionally Sig: No

CAA Status: Statewide Proj

<u>Phase</u>	<u>FY</u>	<u>Federal</u>	<u>State</u>	<u>Other</u>	<u>Total</u>	<u>Funding Source(s)</u>
PE	2017	\$694,400	\$0	\$173,600	\$868,000	TAP - Transportation Alternatives, Other
PE	2018	\$827,440	\$0	\$206,860	\$1,034,300	TAP - Transportation Alternatives, Other
PE	2019	\$252,760	\$0	\$63,190	\$315,950	TAP - Transportation Alternatives, Other
PE	2020	\$252,760	\$0	\$63,190	\$315,950	TAP - Transportation Alternatives, Other
PE	2021	\$252,760	\$0	\$63,190	\$315,950	TAP - Transportation Alternatives, Other
PE	2022	\$252,760	\$0	\$63,190	\$315,950	TAP - Transportation Alternatives, Other
PE	2023	\$252,760	\$0	\$63,190	\$315,950	TAP - Transportation Alternatives, Other
PE	2024	\$252,760	\$0	\$63,190	\$315,950	TAP - Transportation Alternatives, Other
PE	2025	\$252,760	\$0	\$63,190	\$315,950	TAP - Transportation Alternatives, Other
PE	2026	\$252,760	\$0	\$63,190	\$315,950	TAP - Transportation Alternatives, Other
PE	2027	\$252,760	\$0	\$63,190	\$315,950	TAP - Transportation Alternatives, Other
PE	2028	\$252,760	\$0	\$63,190	\$315,950	TAP - Transportation Alternatives, Other
ROW	2017	\$120,000	\$0	\$30,000	\$150,000	TAP - Transportation Alternatives, Other
ROW	2018	\$83,200	\$0	\$20,800	\$104,000	TAP - Transportation Alternatives, Other
ROW	2019	\$102,120	\$0	\$25,530	\$127,650	TAP - Transportation Alternatives, Other
ROW	2020	\$102,120	\$0	\$25,530	\$127,650	TAP - Transportation Alternatives, Other
ROW	2021	\$102,120	\$0	\$25,530	\$127,650	TAP - Transportation Alternatives, Other
ROW	2022	\$102,120	\$0	\$25,530	\$127,650	TAP - Transportation Alternatives, Other
ROW	2023	\$102,120	\$0	\$25,530	\$127,650	TAP - Transportation Alternatives, Other
ROW	2024	\$102,120	\$0	\$25,530	\$127,650	TAP - Transportation Alternatives, Other
ROW	2025	\$102,120	\$0	\$25,530	\$127,650	TAP - Transportation Alternatives, Other
ROW	2026	\$102,120	\$0	\$25,530	\$127,650	TAP - Transportation Alternatives, Other
ROW	2027	\$102,120	\$0	\$25,530	\$127,650	TAP - Transportation Alternatives, Other
ROW	2028	\$102,120	\$0	\$25,530	\$127,650	TAP - Transportation Alternatives, Other
CON	2017	\$1,815,200	\$0	\$453,800	\$2,269,000	TAP - Transportation Alternatives, Other
CON	2018	\$1,623,040	\$0	\$405,760	\$2,028,800	TAP - Transportation Alternatives, Other
CON	2019	\$2,158,720	\$0	\$539,680	\$2,698,400	TAP - Transportation Alternatives, Other
CON	2020	\$2,158,720	\$0	\$539,680	\$2,698,400	TAP - Transportation Alternatives, Other
CON	2021	\$2,158,720	\$0	\$539,680	\$2,698,400	TAP - Transportation Alternatives, Other
CON	2022	\$2,158,720	\$0	\$539,680	\$2,698,400	TAP - Transportation Alternatives, Other
CON	2023	\$2,158,720	\$0	\$539,680	\$2,698,400	TAP - Transportation Alternatives, Other
CON	2024	\$2,158,720	\$0	\$539,680	\$2,698,400	TAP - Transportation Alternatives, Other
CON	2025	\$2,158,720	\$0	\$539,680	\$2,698,400	TAP - Transportation Alternatives, Other
CON	2026	\$2,158,720	\$0	\$539,680	\$2,698,400	TAP - Transportation Alternatives, Other
CON	2027	\$2,158,720	\$0	\$539,680	\$2,698,400	TAP - Transportation Alternatives, Other
CON	2028	\$2,158,720	\$0	\$539,680	\$2,698,400	TAP - Transportation Alternatives, Other
Other	2017	\$4,000	\$0	\$1,000	\$5,000	TAP - Transportation Alternatives, Other
Other	2018	\$20,000	\$0	\$5,000	\$25,000	TAP - Transportation Alternatives, Other
Other	2019	\$40,000	\$0	\$10,000	\$50,000	TAP - Transportation Alternatives, Other
Other	2020	\$40,000	\$0	\$10,000	\$50,000	TAP - Transportation Alternatives, Other
Other	2021	\$40,000	\$0	\$10,000	\$50,000	TAP - Transportation Alternatives, Other
Other	2022	\$40,000	\$0	\$10,000	\$50,000	TAP - Transportation Alternatives, Other
Other	2023	\$40,000	\$0	\$10,000	\$50,000	TAP - Transportation Alternatives, Other
Other	2024	\$40,000	\$0	\$10,000	\$50,000	TAP - Transportation Alternatives, Other
Other	2025	\$40,000	\$0	\$10,000	\$50,000	TAP - Transportation Alternatives, Other
Other	2026	\$40,000	\$0	\$10,000	\$50,000	TAP - Transportation Alternatives, Other
Other	2027	\$40,000	\$0	\$10,000	\$50,000	TAP - Transportation Alternatives, Other
Other	2028	\$40,000	\$0	\$10,000	\$50,000	TAP - Transportation Alternatives, Other
MTP Total:		\$30,723,280	\$0	\$7,680,820	\$38,404,100	
				Overall Cost:	\$39,519,389	Prior funds: \$1,115,289
						TIP Funds \$12,868,100

**Nashua Metropolitan Planning Organization
2017 – 2020 Transportation Improvement Program**

Amended March 21, 2018

Statewide Surface Transportation Projects Included in the State 2017 – 2026 Ten Year Plan

PROGRAM - TRCK-WGHT-SFTY

Project ID: TRCK-WGHT-SFTY

Route/Road: Statewide

Managed By: NHDOT

Scope: Truck weight safety inspection & maintenance program

Regionally Sig: No

CAA Status: Exempt (E-6)

Phase	FY	Federal	State	Other	Total	Funding Source(s)
Other	2017	\$100,000	\$0	\$0	\$100,000	STP - State Flexible, Toll Credit
Other	2018	\$100,000	\$0	\$0	\$100,000	STP - State Flexible, Toll Credit
Other	2019	\$100,000	\$0	\$0	\$100,000	STP - State Flexible, Toll Credit
Other	2020	\$100,000	\$0	\$0	\$100,000	STP - State Flexible, Toll Credit
Other	2021	\$100,000	\$0	\$0	\$100,000	STP - State Flexible, Toll Credit
Other	2022	\$100,000	\$0	\$0	\$100,000	STP - State Flexible, Toll Credit
Other	2023	\$100,000	\$0	\$0	\$100,000	STP - State Flexible, Toll Credit
Other	2024	\$100,000	\$0	\$0	\$100,000	STP - State Flexible, Toll Credit
Other	2025	\$100,000	\$0	\$0	\$100,000	STP - State Flexible, Toll Credit
Other	2026	\$100,000	\$0	\$0	\$100,000	STP - State Flexible, Toll Credit

MTP Total: \$1,000,000 \$0 \$0 \$1,000,000

Overall Cost: \$1,000,000 Prior funds: \$0 TIP Funds \$400,000

PROGRAM - TSMO

Project ID: TSMO

Route/Road: Statewide

Managed By: NHDOT

Scope: Statewide Transportation Systems Management & Operations, ITS Technologies, Traveler Info

Regionally Sig: No

CAA Status: Exempt (E-7)

Phase	FY	Federal	State	Other	Total	Funding Source(s)
CON	2017	\$75,000	\$0	\$0	\$75,000	STP - State Flexible, Toll Credit
Other	2017	\$0	\$0	\$275,000	\$275,000	STP - State Flexible, Toll Credit
Other	2018	\$0	\$0	\$350,000	\$350,000	STP - State Flexible, Toll Credit
Other	2019	\$0	\$0	\$350,000	\$350,000	STP - State Flexible, Toll Credit
Other	2020	\$0	\$0	\$350,000	\$350,000	STP - State Flexible, Toll Credit
Other	2021	\$0	\$0	\$350,000	\$350,000	STP - State Flexible, Toll Credit
Other	2022	\$0	\$0	\$350,000	\$350,000	STP - State Flexible, Toll Credit
Other	2023	\$0	\$0	\$350,000	\$350,000	STP - State Flexible, Toll Credit
Other	2024	\$0	\$0	\$350,000	\$350,000	STP - State Flexible, Toll Credit
Other	2025	\$0	\$0	\$350,000	\$350,000	STP - State Flexible, Toll Credit
Other	2026	\$0	\$0	\$350,000	\$350,000	STP - State Flexible, Toll Credit

MTP Total: \$75,000 \$0 \$3,425,000 \$3,500,000

Overall Cost: \$5,275,000 Prior funds: \$1,775,000 TIP Funds \$1,400,000

PROGRAM - UBI

Project ID: UBI

Route/Road: Statewide

Managed By: NHDOT

Scope: Underwater Bridge Inspection (Annual Project)

Regionally Sig: No

CAA Status: Exempt (E-38)

Phase	FY	Federal	State	Other	Total	Funding Source(s)
PE	2017	\$63,000	\$0	\$0	\$63,000	STP - State Flexible, Toll Credit
Other	2018	\$60,000	\$0	\$0	\$60,000	STP - State Flexible, Toll Credit
Other	2019	\$60,000	\$0	\$0	\$60,000	STP - State Flexible, Toll Credit
Other	2020	\$60,000	\$0	\$0	\$60,000	STP - State Flexible, Toll Credit
Other	2021	\$50,000	\$0	\$0	\$50,000	STP - State Flexible, Toll Credit
Other	2022	\$50,000	\$0	\$0	\$50,000	STP - State Flexible, Toll Credit
Other	2023	\$60,000	\$0	\$0	\$60,000	STP - State Flexible, Toll Credit
Other	2024	\$60,000	\$0	\$0	\$60,000	STP - State Flexible, Toll Credit
Other	2025	\$60,000	\$0	\$0	\$60,000	STP - State Flexible, Toll Credit
Other	2026	\$60,000	\$0	\$0	\$60,000	STP - State Flexible, Toll Credit
Other	2027	\$60,000	\$0	\$0	\$60,000	STP - State Flexible, Toll Credit
Other	2028	\$60,000	\$0	\$0	\$60,000	STP - State Flexible, Toll Credit

MTP Total: \$703,000 \$0 \$0 \$703,000

Overall Cost: \$1,113,500 Prior funds: \$410,500 TIP Funds \$243,000

**Nashua Metropolitan Planning Organization
2017 – 2020 Transportation Improvement Program**

Amended March 21, 2018

Statewide Surface Transportation Projects Included in the State 2017 – 2026 Ten Year Plan

PROGRAM - USSS

Project ID: USSS

Route/Road: Statewide

Managed By: NHDOT

Scope: Project to update signing on state system

Regionally Sig: No

CAA Status: Exempt (E-44)

Phase	FY	Federal	State	Other	Total	Funding Source(s)
PE	2018	\$30,000	\$0	\$0	\$30,000	STP - State Flexible, Toll Credit
PE	2019	\$30,000	\$0	\$0	\$30,000	STP - State Flexible, Toll Credit
PE	2020	\$30,000	\$0	\$0	\$30,000	STP - State Flexible, Toll Credit
PE	2021	\$30,000	\$0	\$0	\$30,000	STP - State Flexible, Toll Credit
PE	2022	\$30,000	\$0	\$0	\$30,000	STP - State Flexible, Toll Credit
PE	2023	\$30,000	\$0	\$0	\$30,000	STP - State Flexible, Toll Credit
PE	2024	\$30,000	\$0	\$0	\$30,000	STP - State Flexible, Toll Credit
PE	2025	\$30,000	\$0	\$0	\$30,000	STP - State Flexible, Toll Credit
PE	2026	\$30,000	\$0	\$0	\$30,000	STP - State Flexible, Toll Credit
PE	2027	\$30,000	\$0	\$0	\$30,000	STP - State Flexible, Toll Credit
PE	2028	\$30,000	\$0	\$0	\$30,000	STP - State Flexible, Toll Credit
CON	2018	\$500,000	\$0	\$0	\$500,000	STP - State Flexible, Toll Credit
CON	2019	\$500,000	\$0	\$0	\$500,000	STP - State Flexible, Toll Credit
CON	2020	\$500,000	\$0	\$0	\$500,000	STP - State Flexible, Toll Credit
CON	2021	\$500,000	\$0	\$0	\$500,000	STP - State Flexible, Toll Credit
CON	2022	\$500,000	\$0	\$0	\$500,000	STP - State Flexible, Toll Credit
CON	2023	\$500,000	\$0	\$0	\$500,000	STP - State Flexible, Toll Credit
CON	2024	\$500,000	\$0	\$0	\$500,000	STP - State Flexible, Toll Credit
CON	2025	\$500,000	\$0	\$0	\$500,000	STP - State Flexible, Toll Credit
CON	2026	\$500,000	\$0	\$0	\$500,000	STP - State Flexible, Toll Credit
CON	2027	\$500,000	\$0	\$0	\$500,000	STP - State Flexible, Toll Credit
CON	2028	\$500,000	\$0	\$0	\$500,000	STP - State Flexible, Toll Credit

MTP Total: \$5,830,000 \$0 \$0 \$5,830,000

Overall Cost: \$7,480,000 Prior funds: \$1,650,000 TIP Funds \$1,590,000

STATEWIDE

Project ID: 15609H

Route/Road: Statewide

Managed By: NHDOT

Scope: Statewide Bridge Maintenance, Preservation & Improvements performed by Bridge Maintenance

Regionally Sig: No

CAA Status: Statewide Proj

Phase	FY	Federal	State	Other	Total	Funding Source(s)
CON	2017	\$2,200,000	\$0	\$0	\$2,200,000	STP - State Flexible, Toll Credit

MTP Total: \$2,200,000 \$0 \$0 \$2,200,000

Overall Cost: \$2,200,000 Prior funds: \$0 TIP Funds \$2,200,000

STATEWIDE

Project ID: 29137

Route/Road: Various

Managed By: NHDOT

Scope: Underwater inspection of bridges located throughout the state.

Regionally Sig: No

CAA Status: Exempt (E-38)

Phase	FY	Federal	State	Other	Total	Funding Source(s)
PE	2017	\$69,300	\$0	\$0	\$69,300	STP - State Flexible, Toll Credit
PE	2018	\$0	\$2,000	\$0	\$2,000	Betterment

MTP Total: \$69,300 \$2,000 \$0 \$71,300

Overall Cost: \$141,994 Prior funds: \$70,694 TIP Funds \$71,300

STATEWIDE STIC

Project ID: 40792 (incl A-D)

Route/Road: Statewide

Managed By: NHDOT

Scope: 2017 Statewide Transportation Innovation Councils (STIC) Incentive for 1) Mobile Devices and 2) Design-Build documentation

Regionally Sig: No

CAA Status: Statewide Proj

Phase	FY	Federal	State	Other	Total	Funding Source(s)
Other	2017	\$182,400	\$45,600	\$0	\$228,000	NHDOT Operating Budget, STP-State Flexible

MTP Total: \$182,400 \$45,600 \$0 \$228,000

Overall Cost: \$365,500 Prior funds: \$137,500 TIP Funds \$228,000

**Nashua Metropolitan Planning Organization
2017 – 2020 Transportation Improvement Program**

Amended March 21, 2018

Statewide Surface Transportation Projects Included in the State 2017 – 2026 Ten Year Plan

STATEWIDE - RWIS

Project ID: 25198

Route/Road: Statewide

Managed By: NHDOT

Scope: To Install Road and Weather Systems around the State. Date of release for RFP March 31, 2017.

Regionally Sig: No

CAA Status: Attainment

<u>Phase</u>	<u>FY</u>	<u>Federal</u>	<u>State</u>	<u>Other</u>	<u>Total</u>	<u>Funding Source(s)</u>
CON	2018	\$431,200	\$392,000	\$0	\$823,200	STP-State Flexible, Toll Credit, Turnpike Capital
MTP Total:		\$431,200	\$392,000	\$0	\$823,200	
Overall Cost:					\$935,155	Prior funds: \$111,955 TIP Funds \$823,200

TRAPEZE SOFTWARE GROUP, INC

Project ID: 68069B

Route/Road: Statewide

Managed By: NHDOT

Scope: Statewide rideshare database utilizing Trapeze Ridepro software

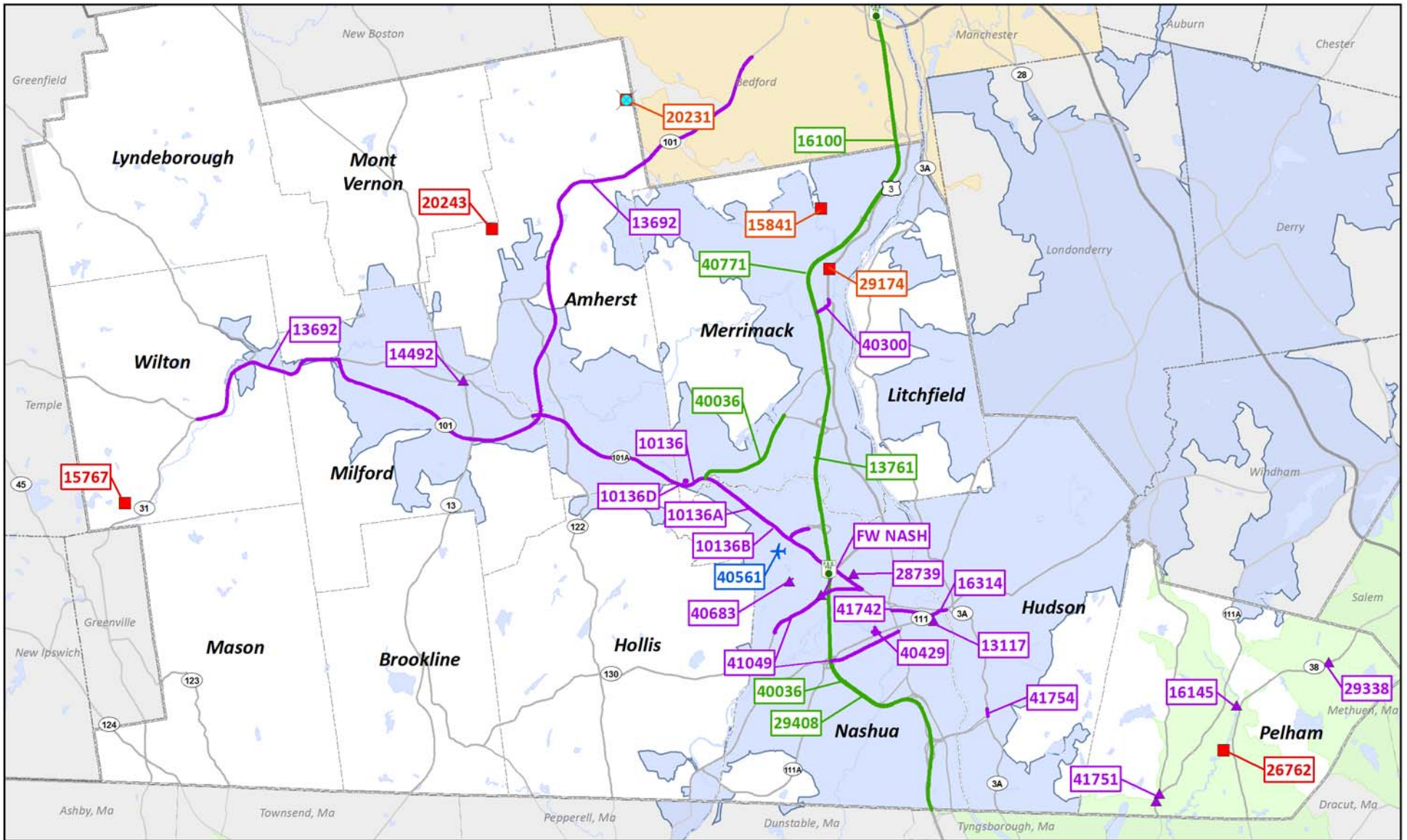
Regionally Sig: No

CAA Status: Exempt (E-0)

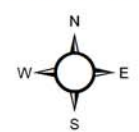
<u>Phase</u>	<u>FY</u>	<u>Federal</u>	<u>State</u>	<u>Other</u>	<u>Total</u>	<u>Funding Source(s)</u>
Other	2017	\$34,018	\$8,505	\$0	\$42,523	CMAQ, Turnpike Capital
Other	2018	\$35,719	\$8,930	\$0	\$44,649	CMAQ, Turnpike Capital
MTP Total:		\$69,737	\$17,434	\$0	\$87,172	
Overall Cost:					\$127,669	Prior funds: \$40,498 TIP Funds \$87,172

Statewide Funding Totals

	<u>FY</u>	<u>Federal</u>	<u>State</u>	<u>Other</u>	<u>Statewide Total</u>
	2017	\$88,388,627	\$9,674,100	\$2,239,845	\$100,302,571
	2018	\$91,395,739	\$5,742,961	\$3,107,009	\$100,245,709
	2019	\$80,485,171	\$6,412,688	\$3,041,041	\$89,938,900
	2020	\$69,952,515	\$8,918,542	\$3,055,344	\$81,926,401
	2021	\$75,896,821	\$8,924,513	\$3,069,933	\$87,891,267
	2022	\$74,799,047	\$8,930,603	\$3,084,813	\$86,814,463
	2023	\$74,644,608	\$8,936,815	\$3,099,992	\$86,681,415
	2024	\$74,731,881	\$8,943,151	\$3,115,474	\$86,790,506
	2025	\$74,825,899	\$8,949,614	\$3,131,265	\$86,906,778
	2026	\$74,916,697	\$8,956,207	\$3,147,372	\$87,020,276
	2027	\$63,360,230	\$8,962,931	\$2,501,302	\$74,824,463
	2028	\$63,454,697	\$8,969,789	\$2,518,060	\$74,942,546
MTP Total Amended:		\$906,851,931	\$102,321,914	\$35,111,449	\$1,044,285,294
MTP Total Adopted:		\$726,917,479	\$65,367,287	\$30,614,936	\$822,899,702








APPENDIX A
2017 – 2020 TIP
 Nashua MPO Projects







5 Miles

2017 - 2020 TIP Projects

-  FHWA-Funded Project
-  Turnpike Capital Project
-  State Aid Bridge Project
-  FAA-Funded Project
-  SNHPC Project in the Nashua UZA/TMA

Boundaries

-  NRPC MPO
-  Regional Planning Commission
-  Municipal
-  State

Urbanized Areas

-  Nashua, NH-MA
-  Boston, MA-NH-RI
-  Manchester, NH



2017 – 2040 METROPOLITAN TRANSPORTATION PLAN MINOR UPDATE

Fiscal Constraint Analysis

	Fiscal Year	Statewide FHWA Resources (1)	NRPC MPA Share (11.9%) (2)	NRPC MPO Projects	MPO Share of FHWA State-wide Projects	Total Amount Programmed	FY Balance	Cumulative Balance
2017-2020 TIP	2017	\$191,659,000	\$22,807,421	\$6,590,845	\$12,062,576	\$18,653,421	\$4,154,000	\$4,154,000
	2018	\$177,785,000	\$21,156,415	\$5,179,345	\$10,718,457	\$15,897,802	\$5,258,613	\$9,412,613
	2019	\$176,258,000	\$20,974,702	\$5,043,020	\$10,465,409	\$15,508,429	\$5,466,273	\$14,878,886
	2020	\$180,484,000	\$21,477,596	\$5,983,136	\$10,337,549	\$16,320,685	\$5,156,911	\$20,035,797
2017-2028 Ten Year Plan	2021	\$186,430,000	\$22,185,170	\$19,210,203	\$10,489,767	\$29,699,970	-\$7,514,800	\$12,520,998
	2022	\$185,940,000	\$22,126,860	\$6,342,144	\$10,361,958	\$16,704,102	\$5,422,758	\$17,943,756
	2023	\$186,360,000	\$22,176,840	\$7,403,088	\$10,346,559	\$17,749,647	\$4,427,193	\$22,370,949
	2024	\$185,780,000	\$22,107,820	\$5,335,966	\$10,360,007	\$15,695,973	\$6,411,847	\$28,782,796
	2025	\$185,500,000	\$22,074,500	\$13,664,934	\$10,374,321	\$24,039,254	-\$1,964,754	\$26,818,042
	2026	\$184,740,000	\$21,984,060	\$6,952,899	\$10,388,313	\$17,341,212	\$4,642,848	\$31,460,890
	2027	\$185,860,000	\$22,117,340	\$800,000	\$8,873,152	\$9,673,152	\$12,444,188	\$43,905,078
	2028	\$185,150,000	\$22,032,850	\$800,000	\$8,887,710	\$9,687,710	\$12,345,140	\$56,250,218
2029-2040 Metropolitan Transportation Plan	2029	\$185,150,000	\$22,032,850	\$3,200,000	\$8,887,710	\$12,087,710	\$9,945,140	\$66,195,359
	2030	\$185,150,000	\$22,032,850	\$7,491,667	\$8,887,710	\$16,379,377	\$5,653,473	\$71,848,832
	2031	\$185,150,000	\$22,032,850	\$16,429,226	\$8,887,710	\$25,316,936	-\$3,284,086	\$68,564,746
	2032	\$185,150,000	\$22,032,850	\$16,954,961	\$8,887,710	\$25,842,671	-\$3,809,821	\$64,754,926
	2033	\$185,150,000	\$22,032,850	\$27,018,229	\$8,887,710	\$35,905,939	-\$13,873,089	\$50,881,837
	2034	\$185,150,000	\$22,032,850	\$13,277,530	\$8,887,710	\$22,165,240	-\$132,390	\$50,749,448
	2035	\$185,150,000	\$22,032,850	\$13,702,410	\$8,887,710	\$22,590,120	-\$557,270	\$50,192,178
	2036	\$185,150,000	\$22,032,850	\$28,281,775	\$8,887,710	\$37,169,485	-\$15,136,635	\$35,055,543
	2037	\$185,150,000	\$22,032,850	\$32,835,141	\$8,887,710	\$41,722,851	-\$19,690,001	\$15,365,543
	2038	\$185,150,000	\$22,032,850	\$7,530,192	\$8,887,710	\$16,417,902	\$5,614,948	\$20,980,491
	2039	\$185,150,000	\$22,032,850	\$15,542,317	\$8,887,710	\$24,430,027	-\$2,397,177	\$18,583,314
	2040	\$185,150,000	\$22,032,850	\$16,039,671	\$8,887,710	\$24,927,381	-\$2,894,531	\$15,688,784
		\$4,433,746,000	\$527,615,774	\$281,608,698	\$230,318,292	\$511,926,990	\$15,688,784	

(1) Values from STIP Fiscal Constraint Document and proposed 2019-2028 State Ten Year Plan through 2028. Funding level assumed to remain at the 2028 constant dollar level.

(2) Share based on the percentage of statewide population and lane miles of federal aid eligible roads in the NRPC MPA

2017 – 2040 METROPOLITAN TRANSPORTATION PLAN MINOR UPDATE

Operations and Maintenance Needs

	Fiscal Year	Statewide		Oper & Maint Required (1)
		FHWA Resources	NRPC MPA Share	
2017-2020 TIP	2017	\$191,659,000	\$22,807,421	\$13,493,200
	2018	\$177,785,000	\$21,156,415	\$13,493,200
	2019	\$176,258,000	\$20,974,702	\$13,493,200
	2020	\$180,484,000	\$21,477,596	\$13,493,200
2021-2028 Ten Year Plan Plus MTP Projects	2021	\$186,430,000	\$22,185,170	\$13,493,200
	2022	\$185,940,000	\$22,126,860	\$13,493,200
	2023	\$186,360,000	\$22,176,840	\$13,493,200
	2024	\$185,780,000	\$22,107,820	\$13,493,200
	2025	\$185,500,000	\$22,074,500	\$13,493,200
	2026	\$184,740,000	\$21,984,060	\$13,493,200
	2027	\$185,860,000	\$22,117,340	\$13,493,200
	2028	\$185,150,000	\$22,032,850	\$13,493,200
2029-2040 Metro Transp. Plan	2029	\$185,150,000	\$22,032,850	\$13,493,200
	2030	\$185,150,000	\$22,032,850	\$13,493,200
	2031	\$185,150,000	\$22,032,850	\$13,493,200
	2032	\$185,150,000	\$22,032,850	\$13,493,200
	2033	\$185,150,000	\$22,032,850	\$13,493,200
	2034	\$185,150,000	\$22,032,850	\$13,493,200
	2035	\$185,150,000	\$22,032,850	\$13,493,200
	2036	\$185,150,000	\$22,032,850	\$13,493,200
	2037	\$185,150,000	\$22,032,850	\$13,493,200
	2038	\$185,150,000	\$22,032,850	\$13,493,200
	2039	\$185,150,000	\$22,032,850	\$13,493,200
	2040	\$185,150,000	\$22,032,850	\$13,493,200
		\$4,433,746,000	\$527,615,774	\$323,836,800

Interim definition of operations & maintenance costs include those that do not involve construction of new facilities, capacity enhancements or interchange realignment. The Partnering for Performance NH MPO group is now in the process of providing clearer definition to this category.

(1) Total FHWA 2017-2026 (NRPC interim methodology)

\$1,840,936,000 Total NH TYP Funding
 \$902,058,640 Total 4 MPOs 49% of Statewide
 \$351,087,000 10-year Total Capital Projects, 4 MPOs
 \$550,971,640 10-year Total O&M available, 4 MPOs
 \$55,097,164 Annual O&M, 4 MPOs
 \$13,493,183 NRPC share @ 12% of statewide total
 \$19,115,343 SNHPC share @ 17% of statewide total
 \$11,244,319 RPC @ 10% of statewide total
 \$11,244,319 SRPC @ 10% of statewide total