



NASHUA REGIONAL PLANNING COMMISSION

**Nashua Metropolitan Planning  
Organization  
Transportation Improvement Program  
2017-2020**

**Surface Transportation Projects  
in the  
Nashua Metropolitan Planning Area  
through Amendment 4**

Nashua Regional Planning Commission  
9 Executive Park Drive Suite 201  
Merrimack, NH 03054  
(603) 424-2240  
[www.nashuarpc.org](http://www.nashuarpc.org)

**ADOPTED DECEMBER 21, 2016**

**AMENDED MARCH 15, 2017**

**AMENDED JUNE 21, 2017**

**AMENDED DECEMBER 20, 2017**

**AMENDED MARCH 21, 2018**

## **APPENDIX A**

**2017 - 2020 NASHUA MPO  
SURFACE TRANSPORTATION PROJECTS  
IN THE NASHUA METROPOLITAN PLANNING AREA**

**2017 - 2020 NASHUA MPO  
TRANSPORTATION PROJECTS FROM THE TEN YEAR PLAN  
INCLUDED FOR INFORMATION ONLY**  
*(Not Subject To TIP Requirements)*

**2017 - 2020 STATEWIDE  
SURFACE TRANSPORTATION PROJECTS**

**REGIONAL MAP  
NASHUA MPO PROJECTS  
IN THE NASHUA METROPOLITAN PLANNING AREA**

**Nashua Metropolitan Planning Organization  
2017 – 2020 Transportation Improvement Program**

Amended March 21, 2018

**Surface Transportation Projects in the Nashua Metropolitan Planning Area**

**AMHERST**

Project ID: 10136C

Route/Road: NH 101A & NH 101

Managed By: NHDOT

Scope: Reconstruction of EB ramps at NH 101 and NH 101A

Regionally Sig.: No

CAA Status: Attainment

Phase	FY	Federal	State	Other	Total	Funding Source(s)
CON	2018	\$1,925,000	\$0	\$0	\$1,925,000	NHS, Toll Credit
<b>TIP Total:</b>		<b>\$1,925,000</b>	<b>\$0</b>	<b>\$0</b>	<b>\$1,925,000</b>	
Overall Cost:					\$1,925,000	Prior funds: \$0 Future Funds \$0

**BEDFORD - MERRIMACK**

Project ID: 16100

Route/Road: F.E. Everett Turnpike

Managed By: NHDOT

Scope: Improvement to Bedford Mainline Toll Plaza to Institute Open Road Tolling (TPK Cap Prg)

Regionally Sig.: Yes

CAA Status: Attainment

Phase	FY	Federal	State	Other	Total	Funding Source(s)
PE	2017	\$0	\$885,000	\$0	\$885,000	Turnpike Capital
CON	2019	\$0	\$2,697,065	\$0	\$2,697,065	Turnpike Capital
CON	2020	\$0	\$8,728,697	\$0	\$8,728,697	Turnpike Capital
<b>TIP Total:</b>		<b>\$0</b>	<b>\$12,310,762</b>	<b>\$0</b>	<b>\$12,310,762</b>	
Overall Cost:					\$17,100,124	Prior funds: \$400,000 Future Funds \$4,389,362

**BROOKLINE**

Project ID: 40662

Route/Road: NH 13

Managed By: NHDOT

Scope: Construct southbound left turn lane onto Old Milford Rd

Regionally Sig.: No

CAA Status: Attainment

Phase	FY	Federal	State	Other	Total	Funding Source(s)
PE	2020	\$11,568	\$0	\$0	\$11,568	STP-State Flexible, Toll Credit
<b>TIP Total:</b>		<b>\$11,568</b>	<b>\$0</b>	<b>\$0</b>	<b>\$11,568</b>	
Overall Cost:					\$264,639	Prior funds: \$0 Future Funds \$253,071

**HUDSON**

Project ID: 41754

Route/Road: NH 3A

Managed By: Muni/Local

Scope: Construct a third southbound right turn lane on NH 3A Lowell Rd.

Regionally Sig.: No

CAA Status: Attainment

Phase	FY	Federal	State	Other	Total	Funding Source(s)
PE	2019	\$72,000	\$0	\$18,000	\$90,000	CMAQ, Towns
PE	2020	\$49,224	\$0	\$12,306	\$61,530	CMAQ, Towns
<b>TIP Total:</b>		<b>\$121,224</b>	<b>\$0</b>	<b>\$30,306</b>	<b>\$151,530</b>	
Overall Cost:					\$1,571,258	Prior funds: \$0 Future Funds \$1,419,728

**MERRIMACK**

Project ID: 10136D

Route/Road: NH 101A

Managed By: NHDOT

Scope: Construct 3rd EB lane from Boston Post Rd to Continental Blvd & implement traffic calming at Craftsman Ln & Boston Post Rd

Regionally Sig.: No

CAA Status: Attainment

Phase	FY	Federal	State	Other	Total	Funding Source(s)
PE	2018	\$770,000	\$0	\$0	\$770,000	STP-State Flexible, Toll Credit
ROW	2019	\$495,000	\$0	\$0	\$495,000	STP-State Flexible, Toll Credit
CON	2020	\$1,692,075	\$0	\$0	\$1,692,075	STP-State Flexible, Toll Credit
<b>TIP Total:</b>		<b>\$2,957,075</b>	<b>\$0</b>	<b>\$0</b>	<b>\$2,957,075</b>	
Overall Cost:					\$5,270,706	Prior funds: \$0 Future Funds \$2,313,631

**Nashua Metropolitan Planning Organization  
2017 – 2020 Transportation Improvement Program**

Amended March 21, 2018

**Surface Transportation Projects in the Nashua Metropolitan Planning Area**

**MILFORD**

Project ID: 14492

**Route/Road:** NH 101A/NH 13

Managed By: Muni/Local

**Scope:** Improvements to the "Oval" to improve traffic flow based on ongoing studies within the Town [Earmarks NH038 & NH058]

Regionally Sig.: No

CAA Status: Attainment

Phase	FY	Federal	State	Other	Total	Funding Source(s)
PE	2018	\$178,988	\$0	\$44,747	\$223,735	FHWA Earmarks, Towns
ROW	2019	\$164,080	\$0	\$41,020	\$205,100	FHWA Earmarks, Towns
CON	2019	\$666,743	\$0	\$166,686	\$833,429	FHWA Earmarks, Towns

**TIP Total: \$1,009,811 \$0 \$252,453 \$1,262,264**

Overall Cost: \$1,468,051 Prior funds: \$205,787 Future Funds \$0

**MILFORD TO NASHUA**

Project ID: 10136

**Route/Road:** NH 101A

Managed By: NHDOT

**Scope:** PE & ROW for improvements at NH101 WB on-ramp and widening from Craftsman Ln to Continental Blvd

Regionally Sig.: No

CAA Status: CO Maint Plan

Phase	FY	Federal	State	Other	Total	Funding Source(s)
PE	2017	\$330,000	\$0	\$0	\$330,000	NHS, Toll Credit
ROW	2018	\$561,000	\$0	\$0	\$561,000	NHS, Toll Credit

**TIP Total: \$891,000 \$0 \$0 \$891,000**

Overall Cost: \$3,859,302 Prior funds: \$2,968,302 Future Funds \$0

**NASHUA**

Project ID: 10136A

**Route/Road:** NH 101A

Managed By: NHDOT

**Scope:** Widening & improvements, Phase I: Sunapee St. to Blackstone Dr. (includes PE & ROW from Somerset Pkwy to Celina Ave)

Regionally Sig.: No

CAA Status: CO Maint Plan

Phase	FY	Federal	State	Other	Total	Funding Source(s)
PE	2019	\$902,962	\$0	\$0	\$902,962	NHS, Toll Credit
ROW	2020	\$219,232	\$0	\$0	\$219,232	NHS, Toll Credit

**TIP Total: \$1,122,194 \$0 \$0 \$1,122,194**

Overall Cost: \$9,696,503 Prior funds: \$500,918 Future Funds \$8,073,391

**NASHUA**

Project ID: 10136B

**Route/Road:** NH 101A

Managed By: NHDOT

**Scope:** Widening & improvements, Phase II: Somerset Pkwy to Sunapee St. and Blackstone Dr. to Celina Ave.

Regionally Sig.: No

CAA Status: CO Maint Plan

Phase	FY	Federal	State	Other	Total	Funding Source(s)
PE	2019	\$1,100,000	\$0	\$0	\$1,100,000	NHS, Toll Credit

**TIP Total: \$1,100,000 \$0 \$0 \$1,100,000**

Overall Cost: \$12,512,709 Prior funds: \$0 Future Funds \$11,412,709

**NASHUA**

Project ID: 13117

**Route/Road:** Crown Street

Managed By: Muni/Local

**Scope:** Construct park and ride and accessory facilities at up to two Nashua locations

Regionally Sig.: Yes

CAA Status: Exempt (E-56)

Phase	FY	Federal	State	Other	Total	Funding Source(s)
CON	2017	\$1,797,923	\$0	\$24,481	\$1,822,404	CMAQ, Toll Credit, Towns

**TIP Total: \$1,797,923 \$0 \$24,481 \$1,822,404**

Overall Cost: \$3,664,091 Prior funds: \$1,841,687 Future Funds \$0

**Nashua Metropolitan Planning Organization  
2017 – 2020 Transportation Improvement Program**

Amended March 21, 2018

Surface Transportation Projects in the Nashua Metropolitan Planning Area

**NASHUA**

Project ID: 16314

**Route/Road:** East Hollis St.

Managed By: Muni/Local

**Scope:** Intersection improvements at East Hollis St. and Bridge St. from C St. to the Hudson town line

Regionally Sig.: No

CAA Status: CO Maint Plan

Phase	FY	Federal	State	Other	Total	Funding Source(s)
PE	2018	\$386,240	\$0	\$0	\$386,240	STP_Areas Over 200k, Toll Credit
PE	2019	\$200,000	\$0	\$0	\$200,000	STP_Areas Over 200k, Toll Credit
ROW	2019	\$223,837	\$0	\$0	\$223,837	
CON	2020	\$2,850,922	\$0	\$0	\$2,850,922	STP_Areas Over 200k, Toll Credit

**TIP Total: \$3,661,000 \$0 \$0 \$3,661,000**

Overall Cost: \$3,661,000 Prior funds: \$0 Future Funds \$0

**NASHUA**

Project ID: 28739

**Route/Road:** Charlotte Ave Elementary School

Managed By: Muni/Local

**Scope:** Construct sidewalk for Safe Routes to School Program

Regionally Sig.: No

CAA Status: Exempt (E-33)

Phase	FY	Federal	State	Other	Total	Funding Source(s)
PE	2017	\$0	\$0	\$35,000	\$35,000	Non-Participating
CON	2018	\$100,000	\$0	\$0	\$100,000	SRTS

**TIP Total: \$100,000 \$0 \$35,000 \$135,000**

Overall Cost: \$135,000 Prior funds: \$0 Future Funds \$0

**NASHUA**

Project ID: 41742

**Route/Road:** Heritage Rail Trail East

Managed By: Muni/Local

**Scope:** Construct the Heritage Rail Trail East

Regionally Sig.: No

CAA Status: CO Maint Plan

Phase	FY	Federal	State	Other	Total	Funding Source(s)
PE	2019	\$62,592	\$0	\$15,648	\$78,240	CMAQ, Towns
PE	2020	\$42,792	\$0	\$10,698	\$53,490	CMAQ, Towns
CON	2020	\$795,214	\$0	\$198,803	\$994,017	CMAQ, Towns

**TIP Total: \$900,598 \$0 \$225,149 \$1,125,747**

Overall Cost: \$1,125,747 Prior funds: \$0 Future Funds \$0

**NASHUA**

Project ID: 41745

**Route/Road:** NH 101A

Managed By: Muni/Local

**Scope:** To expand Nashua Transit System service along Amherst St (NH 101A) to Walmart in Amherst

Regionally Sig.: No

CAA Status: CO Maint Plan

Phase	FY	Federal	State	Other	Total	Funding Source(s)
Other	2018	\$378,117	\$0	\$94,529	\$472,646	CMAQ, Towns

**TIP Total: \$378,117 \$0 \$94,529 \$472,646**

Overall Cost: \$472,646 Prior funds: \$0 Future Funds \$0

**NASHUA**

Project ID: 41049

**Route/Road:** Various Routes

Managed By: Muni/Local

**Scope:** Pavement rehabilitation: Somerset Pkwy, NH 101A, NH 130 & NH 111 (FedAid Eligible City Maintained)

Regionally Sig.: No

CAA Status: Exempt (E-10)

Phase	FY	Federal	State	Other	Total	Funding Source(s)
PE	2017	\$0	\$0	\$100,000	\$100,000	Non Participating
CON	2017	\$4,445,000	\$0	\$100,000	\$4,545,000	FHWA Earmarks, Non Participating

**TIP Total: \$4,445,000 \$0 \$200,000 \$4,645,000**

Overall Cost: \$4,645,000 Prior funds: \$0 Future Funds \$0

**Nashua Metropolitan Planning Organization  
2017 – 2020 Transportation Improvement Program**

Amended March 21, 2018

Surface Transportation Projects in the Nashua Metropolitan Planning Area

**NASHUA**

Project ID: 40683

**Route/Road:** Birch Hill Elementary School  
**Scope:** Bike/Ped Infrastructure Improvements

Managed By: Muni/Local  
Regionally Sig.: No  
CAA Status: Exempt (E-10)

<u>Phase</u>	<u>FY</u>	<u>Federal</u>	<u>State</u>	<u>Other</u>	<u>Total</u>	<u>Funding Source(s)</u>
CON	2017	\$17,922	\$0	\$10,298	\$28,220	Safe Routes to School, Non Participating
<b>TIP Total:</b>		<b>\$17,922</b>	<b>\$0</b>	<b>\$10,298</b>	<b>\$28,220</b>	
Overall Cost:					\$28,220	Prior funds: \$0 Future Funds \$0

**NASHUA**

Project ID: FW\_NASH

**Route/Road:** Nashua National Fish Hatchery  
**Scope:** Rehabilitate entrance road.

Managed By: Other  
Regionally Sig.: No  
CAA Status: Exempt (E-10)

<u>Phase</u>	<u>FY</u>	<u>Federal</u>	<u>State</u>	<u>Other</u>	<u>Total</u>	<u>Funding Source(s)</u>
CON	2020	\$75,000	\$0	\$0	\$75,000	Federal Lands Transportation Program
<b>TIP Total:</b>		<b>\$75,000</b>	<b>\$0</b>	<b>\$0</b>	<b>\$75,000</b>	
Overall Cost:					\$75,000	Prior funds: \$0 Future Funds \$0

**NASHUA**

Project ID: 60900A

**Route/Road:** Nashua Transit System  
**Scope:** Capital Planning Program, Capital Preventative Maintenance, ADA Operations  
(Annual Project)

Managed By: Muni/Local  
Regionally Sig.: No  
CAA Status: Exempt (E-21)

<u>Phase</u>	<u>FY</u>	<u>Federal</u>	<u>State</u>	<u>Other</u>	<u>Total</u>	<u>Funding Source(s)</u>
Other	2017	\$789,145	\$0	\$197,286	\$986,431	FTA 5307 Capital & Operating Program, Towns
Other	2018	\$781,227	\$0	\$195,307	\$976,534	FTA 5307 Capital & Operating Program, Towns
Other	2019	\$805,209	\$0	\$201,302	\$1,006,511	FTA 5307 Capital & Operating Program, Towns
Other	2020	\$825,742	\$0	\$206,435	\$1,032,177	FTA 5307 Capital & Operating Program, Towns
<b>TIP Total:</b>		<b>\$3,201,322</b>	<b>\$0</b>	<b>\$800,331</b>	<b>\$4,001,653</b>	
Overall Cost:					\$14,197,784	Prior funds: \$932,592 Future Funds \$9,263,539

**NASHUA**

Project ID: 60900B

**Route/Road:** Nashua Transit System  
**Scope:** Operating Assistance (Annual Project)

Managed By: Muni/Local  
Regionally Sig.: No  
CAA Status: Exempt (E-21)

<u>Phase</u>	<u>FY</u>	<u>Federal</u>	<u>State</u>	<u>Other</u>	<u>Total</u>	<u>Funding Source(s)</u>
Other	2017	\$810,000	\$0	\$810,000	\$1,620,000	FTA 5307 Capital & Operating Program, Towns
Other	2018	\$830,000	\$0	\$830,000	\$1,660,000	FTA 5307 Capital & Operating Program, Towns
Other	2019	\$851,165	\$0	\$851,165	\$1,702,330	FTA 5307 Capital & Operating Program, Towns
Other	2020	\$872,870	\$0	\$872,870	\$1,745,739	FTA 5307 Capital & Operating Program, Towns
<b>TIP Total:</b>		<b>\$3,364,035</b>	<b>\$0</b>	<b>\$3,364,035</b>	<b>\$6,728,069</b>	
Overall Cost:					\$26,120,389	Prior funds: \$3,724,720 Future Funds \$15,667,600

**NASHUA**

Project ID: 60900C

**Route/Road:** Nashua Transit System  
**Scope:** Fleet Replacement (Annual Project using FTA 5307, FTA 5310 and/or FTA 5339 funds)

Managed By: Muni/Local  
Regionally Sig.: No  
CAA Status: Exempt (E-30)

<u>Phase</u>	<u>FY</u>	<u>Federal</u>	<u>State</u>	<u>Other</u>	<u>Total</u>	<u>Funding Source(s)</u>
Other	2017	\$664,699	\$58,650	\$58,650	\$781,999	FTA 5307 Cap & Oper, NHDOT Oper Budget, Towns
Other	2018	\$1,640,500	\$144,750	\$144,750	\$1,930,000	FTA 5307 Cap & Oper, NHDOT Oper Budget, Towns
Other	2019	\$107,310	\$0	\$26,827	\$134,137	FTA 5307 Cap & Oper, Towns
<b>TIP Total:</b>		<b>\$2,412,509</b>	<b>\$203,400</b>	<b>\$230,227</b>	<b>\$2,846,136</b>	
Overall Cost:					\$16,609,599	Prior funds: \$3,926,367 Future Funds \$9,837,096

**Nashua Metropolitan Planning Organization  
2017 – 2020 Transportation Improvement Program**

Amended March 21, 2018

**Surface Transportation Projects in the Nashua Metropolitan Planning Area**

**NASHUA - CONCORD**

Project ID: 29408

**Route/Road:** F.E. Everett Turnpike

Managed By: NHDOT

**Scope:** Intelligent Transportation System (ITS) deployment of F.E. Everett Turnpike

Regionally Sig.: Yes

CAA Status: Exempt (E-7)

<u>Phase</u>	<u>FY</u>	<u>Federal</u>	<u>State</u>	<u>Other</u>	<u>Total</u>	<u>Funding Source(s)</u>
CON	2017	\$0	\$236,842	\$0	\$236,842	Turnpike Capital
CON	2018	\$0	\$2,842,105	\$0	\$2,842,105	Turnpike Capital
CON	2019	\$0	\$1,421,053	\$0	\$1,421,053	Turnpike Capital
<b>TIP Total:</b>		<b>\$0</b>	<b>\$4,500,000</b>	<b>\$0</b>	<b>\$4,500,000</b>	

Overall Cost: \$4,712,000 Prior funds: \$212,000 Future Funds \$0

**NASHUA - MERRIMACK - BEDFORD**

Project ID: 13761

**Route/Road:** F.E. Everett Turnpike

Managed By: NHDOT

**Scope:** F.E. Everett Turnpike widening of 2-lane section from Exit 8 (Nashua) to North of I-293 (Manchester)

Regionally Sig.: Yes

CAA Status: CO Maint

<u>Phase</u>	<u>FY</u>	<u>Federal</u>	<u>State</u>	<u>Other</u>	<u>Total</u>	<u>Funding Source(s)</u>
PE	2018	\$0	\$2,500,000	\$0	\$2,500,000	Turnpike Capital
PE	2019	\$0	\$3,500,000	\$0	\$3,500,000	Turnpike Capital
PE	2020	\$0	\$3,076,500	\$0	\$3,076,500	Turnpike Capital
ROW	2019	\$0	\$300,000	\$0	\$300,000	Turnpike Capital
ROW	2020	\$0	\$2,563,750	\$0	\$2,563,750	Turnpike Capital
<b>TIP Total:</b>		<b>\$0</b>	<b>\$11,940,250</b>	<b>\$0</b>	<b>\$11,940,250</b>	

Overall Cost: \$149,832,367 Prior funds: \$3,000,000 Future Funds \$134,892,117

**PELHAM**

Project ID: 41751

**Route/Road:** NH 128 & Sherburne Rd

Managed By: Muni/Local

**Scope:** Intersection improvements at the intersection of NH 128 & Sherburne Rd and Mammoth Rd & NH 111A

Regionally Sig.: No

CAA Status: ATT

<u>Phase</u>	<u>FY</u>	<u>Federal</u>	<u>State</u>	<u>Other</u>	<u>Total</u>	<u>Funding Source(s)</u>
PE	2019	\$108,000	\$0	\$72,000	\$180,000	CMAQ, Towns
PE	2020	\$73,836	\$0	\$49,224	\$123,060	CMAQ, Towns
ROW	2020	\$92,295	\$0	\$61,530	\$153,825	CMAQ, Towns
<b>TIP Total:</b>		<b>\$274,131</b>	<b>\$0</b>	<b>\$182,754</b>	<b>\$456,885</b>	

Overall Cost: \$2,086,943 Prior funds: \$0 Future Funds \$1,630,058

**PELHAM**

Project ID: 16145

**Route/Road:** Main Street

Managed By: NHDOT

**Scope:** Bridge and Culvert Replacement over Beaver Brook (Bridge IDs 110/090 and 111/090) {Both Red List}

Regionally Sig.: No

CAA Status: Attainment

<u>Phase</u>	<u>FY</u>	<u>Federal</u>	<u>State</u>	<u>Other</u>	<u>Total</u>	<u>Funding Source(s)</u>
PE	2019	\$112,805	\$0	\$0	\$112,805	STP-5 to 200K, Toll Credit
PE	2020	\$80,977	\$0	\$0	\$80,977	STP-5 to 200K, Toll Credit
<b>TIP Total:</b>		<b>\$193,782</b>	<b>\$0</b>	<b>\$0</b>	<b>\$193,782</b>	

Overall Cost: \$2,574,950 Prior funds: \$92,012 Future Funds \$2,289,156

**Nashua Metropolitan Planning Organization  
2017 – 2020 Transportation Improvement Program**

Amended March 21, 2018

Surface Transportation Projects in the Nashua Metropolitan Planning Area

**WILTON - MILFORD - AMHERST - BEDFORD**

Project ID: 13692D

Route/Road: NH101

Managed By: NHDOT

Scope: Traffic and safety improvements consistent with the intent of the 2002 corridor study

Regionally Sig.: No

CAA Status: Attainment

Phase	FY	Federal	State	Other	Total	Funding Source(s)	
PE	2018	\$880,000	\$0	\$0	\$880,000	STP-State Flexible, Toll Credit	
PE	2019	\$660,000	\$0	\$0	\$660,000	STP-State Flexible, Toll Credit	
ROW	2019	\$275,000	\$0	\$0	\$275,000	STP-State Flexible, Toll Credit	
<b>TIP Total:</b>		<b>\$1,815,000</b>	<b>\$0</b>	<b>\$0</b>	<b>\$1,815,000</b>		
Overall Cost:					\$9,555,277	Prior funds: \$0	Future Funds \$7,740,277

**Nashua MPO Funding Totals**

	FY	Federal	State	Other	Total
	2017	\$8,854,689	\$1,180,492	\$1,335,715	\$11,370,896
	2018	\$8,431,072	\$5,486,855	\$1,309,333	\$15,227,260
	2019	\$6,806,703	\$7,918,118	\$1,392,648	\$16,117,469
	2020	\$7,681,747	\$14,368,947	\$1,411,866	\$23,462,560
TIP Total Amended:		\$31,774,211	\$28,954,412	\$5,449,562	\$66,178,185
TIP Total Adopted:		\$36,298,489	\$22,883,102	\$4,704,732	\$63,886,323



**Nashua Metropolitan Planning Organization  
2017 – 2020 Transportation Improvement Program**

Amended March 21, 2018

**Transportation Projects in the Nashua Metropolitan Planning Area Included for Information Only**

**AMHERST**

Project ID: 20231

**Route/Road:** Horace Greeley Rd

Managed By: Muni/Local

**Scope:** Bridge Replacement over Pulpit Brook (ID 060/158) {Red List} {State Aid Bridge Prog}

Regionally Sig.: No

*Informational projects not subject to federal funding requirements for fiscal constraint analysis*

CAA Status: N/A Info Only

<u>Phase</u>	<u>FY</u>	<u>Federal</u>	<u>State</u>	<u>Other</u>	<u>Total</u>	<u>Funding Source(s)</u>
PE	2020	\$0	\$139,053	\$34,763	\$173,816	SB367-4-Cents, Towns
ROW	2020	\$0	\$4,396	\$1,099	\$5,495	SB367-4-Cents, Towns
CON	2020	\$0	\$400,074	\$100,019	\$500,093	SB367-4-Cents, Towns

**TIP Total: \$0 \$543,523 \$135,881 \$679,404**

Overall Cost: \$679,404 Prior funds: \$0 Future Funds \$0

**AMHERST**

Project ID: 20243

**Route/Road:** New Boston Rd

Managed By: Muni/Local

**Scope:** Bridge Replacement over Beaver Brook (ID 109/090) {Red List} {State Aid Bridge Prog}

Regionally Sig.: No

*Informational projects not subject to federal funding requirements for fiscal constraint analysis*

CAA Status: N/A Info Only

<u>Phase</u>	<u>FY</u>	<u>Federal</u>	<u>State</u>	<u>Other</u>	<u>Total</u>	<u>Funding Source(s)</u>
PE	2019	\$0	\$97,982	\$24,496	\$122,478	SB367-4-Cents, Towns
ROW	2019	\$0	\$4,260	\$1,065	\$5,325	SB367-4-Cents, Towns
CON	2019	\$0	\$434,530	\$108,632	\$543,162	SB367-4-Cents, Towns

**TIP Total: \$0 \$536,772 \$134,193 \$670,965**

Overall Cost: \$670,965 Prior funds: \$0 Future Funds \$0

**BROOKLINE**

Project ID: 40092

**Route/Road:** NH 13

Managed By: NHDOT

**Scope:** Intersection Safety Improve at NH 13 & NH 130: widen NH 13 to add left turn lanes

Regionally Sig.: No

*Informational projects not subject to federal funding requirements for fiscal constraint analysis*

CAA Status: N/A Info Only

*Individual child project funded through the Highway Safety Improvement Program parent project.*

<u>Phase</u>	<u>FY</u>	<u>Federal</u>	<u>State</u>	<u>Other</u>	<u>Total</u>	<u>Funding Source(s)</u>
CON	2017	\$278,778	\$0	\$0	\$278,778	Hwy Safety Improvement Program (HSIP), Toll Credit

**TIP Total: \$278,778 \$0 \$0 \$278,778**

Overall Cost: \$659,718 Prior funds: \$380,940 Future Funds \$0

**MERRIMACK**

Project ID: 15841

**Route/Road:** Bedford Road

Managed By: Muni/Local

**Scope:** Bridge repair/replacement over Baboosic Brook (Bridge ID 113/159) {State Aid Bridge}

Regionally Sig.: No

*Informational projects not subject to federal funding requirements for fiscal constraint analysis*

CAA Status: N/A Info Only

<u>Phase</u>	<u>FY</u>	<u>Federal</u>	<u>State</u>	<u>Other</u>	<u>Total</u>	<u>Funding Source(s)</u>
PE	2017	\$0	\$304,909	\$76,227	\$381,136	State Aid Bridge, Towns
ROW	2017	\$0	\$8,000	\$2,000	\$10,000	State Aid Bridge, Towns
CON	2018	\$800,000	\$2,285,231	\$771,308	\$3,856,539	Bridge Off System, State Aid Bridge, Towns

**TIP Total: \$800,000 \$2,598,140 \$849,535 \$4,247,675**

Overall Cost: \$4,247,675 Prior funds: \$0 Future Funds \$0

**Nashua Metropolitan Planning Organization  
2017 – 2020 Transportation Improvement Program**

Amended March 21, 2018

**Transportation Projects in the Nashua Metropolitan Planning Area Included for Information Only**

**MERRIMACK**

Project ID: 40300

**Route/Road:** Multi-Use Path

Managed By: Muni/Local

**Scope:** Construct approximately 2,500 feet of multi-use trail connecting parks, schools and the downtown business district with an existing trail/sidewalk system.

Regionally Sig.: No

CAA Status: N/A Info Only

*Informational projects not subject to federal funding requirements for fiscal constraint analysis*

*Individual child project funded through the Transportation Alternatives parent project.*

<u>Phase</u>	<u>FY</u>	<u>Federal</u>	<u>State</u>	<u>Other</u>	<u>Total</u>	<u>Funding Source(s)</u>	
PE	2017	\$24,000	\$0	\$6,000	\$30,000	TAP - Transportation Alternatives, Towns	
CON	2018	\$388,000	\$0	\$97,000	\$485,000	TAP - Transportation Alternatives, Towns	
<b>TIP Total:</b>		<b>\$412,000</b>	<b>\$0</b>	<b>\$103,000</b>	<b>\$515,000</b>		
Overall Cost:					\$552,242	Prior funds: \$37,242	Future Funds \$0

**MERRIMACK - NASHUA**

Project ID: 40771

**Route/Road:** F.E. Everett Turnpike and Industrial Blvd

Managed By: NHDOT

**Scope:** Central Corridor Resurfacing: Merrimack FEET NB/SB from mi. 12.9 to 15.9 & Indus Blvd

Regionally Sig.: No

*Informational projects not subject to federal funding requirements for fiscal constraint analysis*

CAA Status: N/A Info Only

<u>Phase</u>	<u>FY</u>	<u>Federal</u>	<u>State</u>	<u>Other</u>	<u>Total</u>	<u>Funding Source(s)</u>	
PE	2017	\$0	\$26,317	\$0	\$26,317	Turnpike Renewal & Replacement	
CON	2017	\$0	\$250,000	\$0	\$250,000	Turnpike Renewal & Replacement	
CON	2018	\$0	\$2,582,515	\$0	\$2,582,515	Turnpike Renewal & Replacement	
<b>TIP Total:</b>		<b>\$0</b>	<b>\$2,858,832</b>	<b>\$0</b>	<b>\$2,858,832</b>		
Overall Cost:					\$2,858,832	Prior funds: \$0	Future Funds \$0

**NASHUA**

Project ID: 40429

**Route/Road:** Mine Falls Park

Managed By: Muni/Local

**Scope:** Construct multi-use path and pedestrian bridge over the Nashua Canal

Regionally Sig.: No

*Informational projects not subject to federal funding requirements for fiscal constraint analysis*

CAA Status: N/A Info Only

*Individual child project funded through the Transportation Alternatives parent project.*

<u>Phase</u>	<u>FY</u>	<u>Federal</u>	<u>State</u>	<u>Other</u>	<u>Total</u>	<u>Funding Source(s)</u>	
PE	2017	\$51,360	\$0	\$12,840	\$64,200	TAP - Transportation Alternatives, Towns	
CON	2018	\$359,744	\$0	\$89,936	\$449,680	TAP - Transportation Alternatives, Towns	
Other	2017	\$400	\$0	\$100	\$500	TAP - Transportation Alternatives, Towns	
<b>TIP Total:</b>		<b>\$411,504</b>	<b>\$0</b>	<b>\$102,876</b>	<b>\$514,380</b>		
Overall Cost:					\$560,380	Prior funds: \$46,000	Future Funds \$0

**NASHUA**

Project ID: 40561

**Route/Road:** Boire Field

Managed By: Muni/Local

**Scope:** Preservation, modernization and/or expansion of airport facilities; planning studies

Regionally Sig.: No

*Informational projects not subject to federal funding requirements for fiscal constraint analysis*

CAA Status: N/A Aeronautics

<u>Phase</u>	<u>FY</u>	<u>Federal</u>	<u>State</u>	<u>Other</u>	<u>Total</u>	<u>Funding Source(s)</u>	
Other	2017	\$316,666	\$0	\$16,665	\$333,331	Airport Improvement	
Other	2018	\$665,000	\$0	\$35,000	\$700,000	Airport Improvement	
Other	2019	\$316,666	\$0	\$16,667	\$333,333	Airport Improvement	
Other	2020	\$570,000	\$0	\$30,000	\$600,000	Airport Improvement	
<b>TIP Total:</b>		<b>\$1,868,332</b>	<b>\$0</b>	<b>\$98,332</b>	<b>\$1,966,664</b>		
Overall Cost:					\$14,509,997	Prior funds: \$0	Future Funds \$12,543,333

**Nashua Metropolitan Planning Organization  
2017 – 2020 Transportation Improvement Program**

Amended March 21, 2018

**Transportation Projects in the Nashua Metropolitan Planning Area Included for Information Only**

**NASHUA - MERRIMACK**

Project ID: 40036

**Route/Road:** F.E. Everett Turnpike

Managed By: NHDOT

**Scope:** Turnpike Resurfacing from Nashua MM 3.0 to 5.0 & Merrimack along Continental Blvd

Regionally Sig.: No

*Informational projects not subject to federal funding requirements for fiscal constraint analysis*

CAA Status: N/A Info Only

Phase	FY	Federal	State	Other	Total	Funding Source(s)
PE	2017	\$0	\$13,568	\$0	\$13,568	Turnpike Renewal & Replacement
CON	2017	\$0	\$2,739,829	\$0	\$2,739,829	Turnpike Renewal & Replacement

**TIP Total:** \$0 \$2,753,397 \$0 \$2,753,397

Overall Cost: \$3,268,397 Prior funds: \$515,000 Future Funds \$0

**PELHAM**

Project ID: 26762

**Route/Road:** Willow Street

Managed By: Muni/Local

**Scope:** Bridge Replacement over Beaver Brook (Bridge ID 105/069){State Aid Bridge Program}

Regionally Sig.: Yes

*Informational projects not subject to federal funding requirements for fiscal constraint analysis*

CAA Status: N/A Info Only

Phase	FY	Federal	State	Other	Total	Funding Source(s)
PE	2020	\$0	\$236,285	\$68,746	\$305,031	State Aid Bridge, Towns
ROW	2020	\$0	\$17,040	\$4,260	\$21,300	State Aid Bridge, Towns
CON	2020	\$0	\$1,673,344	\$507,259	\$2,180,603	State Aid Bridge, Towns

**TIP Total:** \$0 \$1,926,669 \$580,265 \$2,506,934

Overall Cost: \$2,506,934 Prior funds: \$0 Future Funds \$0

**PELHAM**

Project ID: 29338

**Route/Road:** NH 38

Managed By: NHDOT

**Scope:** Intersection improvements at NH 38 and Gage Hill Rd

Regionally Sig.: No

*Informational projects not subject to federal funding requirements for fiscal constraint analysis*

CAA Status: N/A Info Only

*Individual child project funded through the Highway Safety Improvement Program parent project.*

Phase	FY	Federal	State	Other	Total	Funding Source(s)
PE	2017	\$11,000	\$0	\$0	\$11,000	Highway Safety Improvement Program (HSIP), Toll Credit
CON	2017	\$110,000	\$0	\$0	\$110,000	Highway Safety Improvement Program (HSIP), Toll Credit

**TIP Total:** \$121,000 \$0 \$0 \$121,000

Overall Cost: \$181,500 Prior funds: \$60,500 Future Funds \$0

**WILTON**

Project ID: 15767

**Route/Road:** King Brook Rd

Managed By: Muni/Local

**Scope:** Rehabilitate bridge over King Brook (Bridge ID 074/060){State Aid Bridge Program}

Regionally Sig.: No

*Informational projects not subject to federal funding requirements for fiscal constraint analysis*

CAA Status: N/A Info Only

Phase	FY	Federal	State	Other	Total	Funding Source(s)
PE	2019	\$0	\$40,000	\$10,000	\$50,000	SB367-4-Cents, Towns
ROW	2019	\$0	\$4,000	\$1,000	\$5,000	SB367-4-Cents, Towns
CON	2019	\$0	\$196,000	\$49,000	\$245,000	SB367-4-Cents, Towns

**TIP Total:** \$0 \$240,000 \$60,000 \$300,000

Overall Cost: \$300,000 Prior funds: \$0 Future Funds \$0

**Info Only Funding Totals**

	FY	Federal	State	Other	Total
	2017	\$792,204	\$3,342,623	\$113,832	\$4,248,659
	2018	\$2,212,744	\$4,867,746	\$993,244	\$8,073,734
	2019	\$316,666	\$776,772	\$210,860	\$1,304,298
	2020	\$570,000	\$2,470,192	\$746,146	\$3,786,338
TIP Total Amended:		\$3,891,614	\$11,457,333	\$2,064,082	\$17,413,029
TIP Total Adopted:		\$3,160,913	\$16,212,718	\$1,975,244	\$21,348,875

**Nashua Metropolitan Planning Organization  
2017 – 2020 Transportation Improvement Program**

Amended March 21, 2018

**Statewide Surface Transportation Projects**

**COMMUTER/INTERCITY BUS REPLACEMENT**

Project ID: 40284

Route/Road: Statewide

Managed By: NHDOT

Scope: Replacement of existing state-owned coaches used for commuter and intercity bus

Regionally Sig: No

CAA Status: Exempt (E-30)

Phase	FY	Federal	State	Other	Total	Funding Source(s)
Other	2017	\$3,096,000	\$0	\$0	\$3,096,000	FTA Capital & Operating Program
Other	2018	\$3,102,711	\$0	\$0	\$3,102,711	CMAQ, Toll Credit
Other	2019	\$4,324,803	\$0	\$0	\$4,324,803	CMAQ, Toll Credit
<b>TIP Total:</b>		<b>\$10,523,514</b>	<b>\$0</b>	<b>\$0</b>	<b>\$10,523,514</b>	

Overall Cost: \$14,705,172 Prior funds: \$3,000,000 Future Funds \$1,181,658

**PROGRAM - ADA**

Project ID: Project ID: ADA

Route/Road: Statewide

Managed By: Managed By: NHDOT

Scope: Upgrades to sidewalks, curb ramps and signals to be compliant with ADA laws

Regionally Sig: Regionally Sig: No

CAA Status: CAA Status: Exempt (E-33)

Phase	FY	Federal	State	Other	Total	Funding Source(s)
CON	2017	\$200,000	\$0	\$0	\$200,000	STP-Safety, Toll Credit
CON	2018	\$200,000	\$0	\$0	\$200,000	STP-Safety, Toll Credit
CON	2019	\$200,000	\$0	\$0	\$200,000	STP-Safety, Toll Credit
CON	2020	\$200,000	\$0	\$0	\$200,000	STP-Safety, Toll Credit
<b>TIP Total:</b>		<b>\$800,000</b>	<b>\$0</b>	<b>\$0</b>	<b>\$800,000</b>	

Overall Cost: \$2,000,000 Prior funds: \$0 Future Funds \$1,200,000

**PROGRAM - BRDG-HIB-M&P**

Project ID: BRDG-HIB-M&P

Route/Road: Statewide

Managed By: NHDOT

Scope: Maintenance and preservation efforts for High Investment Bridges

Regionally Sig: No

CAA Status: Statewide Proj

Phase	FY	Federal	State	Other	Total	Funding Source(s)
PE	2017	\$200,000	\$0	\$0	\$200,000	STP-State Flexible, Toll Credit
PE	2018	\$100,000	\$0	\$0	\$100,000	STP-State Flexible, Toll Credit
PE	2019	\$100,000	\$0	\$0	\$100,000	STP-State Flexible, Toll Credit
PE	2020	\$100,000	\$0	\$0	\$100,000	STP-State Flexible, Toll Credit
ROW	2017	\$20,000	\$0	\$0	\$20,000	STP-State Flexible, Toll Credit
ROW	2018	\$20,000	\$0	\$0	\$20,000	STP-State Flexible, Toll Credit
ROW	2019	\$20,000	\$0	\$0	\$20,000	STP-State Flexible, Toll Credit
ROW	2020	\$20,000	\$0	\$0	\$20,000	STP-State Flexible, Toll Credit
CON	2017	\$2,550,000	\$0	\$0	\$2,550,000	STP-State Flexible, Toll Credit
CON	2018	\$2,550,000	\$0	\$0	\$2,550,000	STP-State Flexible, Toll Credit
CON	2019	\$2,800,000	\$0	\$0	\$2,800,000	STP-State Flexible, Toll Credit
CON	2020	\$2,800,000	\$0	\$0	\$2,800,000	STP-State Flexible, Toll Credit
<b>TIP Total:</b>		<b>\$11,280,000</b>	<b>\$0</b>	<b>\$0</b>	<b>\$11,280,000</b>	

Overall Cost: \$34,640,000 Prior funds: \$0 Future Funds \$23,360,000

**Nashua Metropolitan Planning Organization  
2017 – 2020 Transportation Improvement Program**

Amended March 21, 2018

**Statewide Surface Transportation Projects**

**PROGRAM - BRDG-T1/2-M&P**

Project ID: Project ID: BRDG-T1/2-M&P

Route/Road: Statewide

Managed By: Managed By: NHDOT

Scope: Maintenance and preservation of Tier 1 and 2 bridges

Regionally Sig: Regionally Sig: No

CAA Status: CAA Status: Statewide Proj

<u>Phase</u>	<u>FY</u>	<u>Federal</u>	<u>State</u>	<u>Other</u>	<u>Total</u>	<u>Funding Source(s)</u>
PE	2017	\$1,350,000	\$0	\$0	\$1,350,000	STP-State Flexible, Toll Credit
PE	2018	\$775,000	\$0	\$0	\$775,000	STP-State Flexible, Toll Credit
PE	2019	\$550,000	\$0	\$0	\$550,000	STP-State Flexible, Toll Credit
PE	2020	\$100,000	\$0	\$0	\$100,000	STP-State Flexible, Toll Credit
ROW	2017	\$25,000	\$0	\$0	\$25,000	STP-State Flexible, Toll Credit
ROW	2018	\$25,000	\$0	\$0	\$25,000	STP-State Flexible, Toll Credit
ROW	2019	\$25,000	\$0	\$0	\$25,000	STP-State Flexible, Toll Credit
ROW	2020	\$25,000	\$0	\$0	\$25,000	STP-State Flexible, Toll Credit
CON	2017	\$10,750,000	\$0	\$0	\$10,750,000	STP-State Flexible, Toll Credit
CON	2018	\$3,167,000	\$0	\$0	\$3,167,000	STP-State Flexible, Toll Credit
CON	2019	\$7,550,000	\$0	\$0	\$7,550,000	STP-State Flexible, Toll Credit
CON	2020	\$8,000,000	\$0	\$0	\$8,000,000	STP-State Flexible, Toll Credit

**TIP Total: \$32,342,000 \$0 \$0 \$32,342,000**

Overall Cost: \$97,342,000 Prior funds: \$0 Future Funds \$65,000,000

**PROGRAM - BRDG-T3/4-M&P**

Project ID: BRDG-T3/4-M&P

Route/Road: Statewide

Managed By: NHDOT

Scope: Maintenance and preservation of Tier3 and 4 bridges

Regionally Sig: No

CAA Status: Statewide Proj

<u>Phase</u>	<u>FY</u>	<u>Federal</u>	<u>State</u>	<u>Other</u>	<u>Total</u>	<u>Funding Source(s)</u>
PE	2017	\$500,000	\$0	\$0	\$500,000	STP-State Flexible, Toll Credit
PE	2018	\$250,000	\$0	\$0	\$250,000	STP-State Flexible, Toll Credit
PE	2019	\$100,000	\$0	\$0	\$100,000	STP-State Flexible, Toll Credit
PE	2020	\$50,000	\$0	\$0	\$50,000	STP-State Flexible, Toll Credit
ROW	2017	\$10,000	\$0	\$0	\$10,000	STP-State Flexible, Toll Credit
ROW	2018	\$10,000	\$0	\$0	\$10,000	STP-State Flexible, Toll Credit
ROW	2019	\$10,000	\$0	\$0	\$10,000	STP-State Flexible, Toll Credit
ROW	2020	\$10,000	\$0	\$0	\$10,000	STP-State Flexible, Toll Credit
CON	2017	\$1,250,000	\$0	\$0	\$1,250,000	STP-State Flexible, Toll Credit
CON	2018	\$1,473,000	\$0	\$0	\$1,473,000	STP-State Flexible, Toll Credit
CON	2019	\$3,500,000	\$0	\$0	\$3,500,000	STP-State Flexible, Toll Credit
CON	2020	\$3,500,000	\$0	\$0	\$3,500,000	STP-State Flexible, Toll Credit

**TIP Total: \$10,663,000 \$0 \$0 \$10,663,000**

Overall Cost: \$39,143,000 Prior funds: \$0 Future Funds \$28,480,000

**PROGRAM - CBI**

Project ID: CBI

Route/Road: Statewide

Managed By: NHDOT

Scope: Complex Bridge Inspection (PARENT)

Regionally Sig: No

CAA Status: Exempt (E-38)

<u>Phase</u>	<u>FY</u>	<u>Federal</u>	<u>State</u>	<u>Other</u>	<u>Total</u>	<u>Funding Source(s)</u>
Other	2017	\$250,000	\$0	\$0	\$250,000	STP-State Flexible, Toll Credit
Other	2018	\$250,000	\$0	\$0	\$250,000	STP-State Flexible, Toll Credit
Other	2019	\$250,000	\$0	\$0	\$250,000	STP-State Flexible, Toll Credit
Other	2020	\$250,000	\$0	\$0	\$250,000	STP-State Flexible, Toll Credit

**TIP Total: \$1,000,000 \$0 \$0 \$1,000,000**

Overall Cost: \$5,712,276 Prior funds: \$4,212,276 Future Funds \$500,000

**Nashua Metropolitan Planning Organization  
2017 – 2020 Transportation Improvement Program**

Amended March 21, 2018

**Statewide Surface Transportation Projects**

**PROGRAM - CRDR**

Project ID: CRDR

Route/Road: Statewide

Managed By: NHDOT

Scope: Culvert Replacement/Rehabilitation & Drainage Repairs (Annual Project)

Regionally Sig: No

CAA Status: Statewide Proj

<u>Phase</u>	<u>FY</u>	<u>Federal</u>	<u>State</u>	<u>Other</u>	<u>Total</u>	<u>Funding Source(s)</u>			
PE	2017	\$154,000	\$0	\$0	\$154,000	STP-State Flexible, Toll Credit			
PE	2018	\$300,000	\$0	\$0	\$300,000	STP-State Flexible, Toll Credit			
PE	2019	\$100,000	\$0	\$0	\$100,000	STP-State Flexible, Toll Credit			
PE	2020	\$100,000	\$0	\$0	\$100,000	STP-State Flexible, Toll Credit			
ROW	2017	\$2,000	\$0	\$0	\$2,000	STP-State Flexible, Toll Credit			
ROW	2018	\$25,000	\$0	\$0	\$25,000	STP-State Flexible, Toll Credit			
ROW	2019	\$25,000	\$0	\$0	\$25,000	STP-State Flexible, Toll Credit			
ROW	2020	\$25,000	\$0	\$0	\$25,000	STP-State Flexible, Toll Credit			
CON	2017	\$3,330,000	\$0	\$0	\$3,330,000	STP-State Flexible, Toll Credit			
CON	2018	\$1,870,000	\$0	\$0	\$1,870,000	STP-State Flexible, Toll Credit			
CON	2019	\$1,870,000	\$0	\$0	\$1,870,000	STP-State Flexible, Toll Credit			
CON	2020	\$1,870,000	\$0	\$0	\$1,870,000	STP-State Flexible, Toll Credit			
PLAN	2017	\$40,000	\$0	\$0	\$40,000	STP-State Flexible, Toll Credit			
PLAN	2018	\$5,000	\$0	\$0	\$5,000	STP-State Flexible, Toll Credit			
PLAN	2019	\$5,000	\$0	\$0	\$5,000	STP-State Flexible, Toll Credit			
PLAN	2020	\$5,000	\$0	\$0	\$5,000	STP-State Flexible, Toll Credit			
<b>TIP Total:</b>		<b>\$9,726,000</b>	<b>\$0</b>	<b>\$0</b>	<b>\$9,726,000</b>				
Overall Cost:					\$32,385,970	Prior funds:	\$6,639,970	Future Funds	\$16,020,000

**PROGRAM - DBE**

Project ID: DBE

Route/Road: Statewide

Managed By: NHDOT

Scope: In house administration of the FHWA supportive program: DBE compliance monitoring (Annual Program)

Regionally Sig: No

CAA Status: Exempt (E-0)

<u>Phase</u>	<u>FY</u>	<u>Federal</u>	<u>State</u>	<u>Other</u>	<u>Total</u>	<u>Funding Source(s)</u>			
Other	2017	\$65,000	\$0	\$0	\$65,000	STP - DBE			
Other	2018	\$65,000	\$0	\$0	\$65,000	STP - DBE			
Other	2019	\$65,000	\$0	\$0	\$65,000	STP - DBE			
Other	2020	\$65,000	\$0	\$0	\$65,000	STP - DBE			
<b>TIP Total:</b>		<b>\$260,000</b>	<b>\$0</b>	<b>\$0</b>	<b>\$260,000</b>				
Overall Cost:					\$1,160,000	Prior funds:	\$510,000	Future Funds	\$390,000

**PROGRAM - FLAP**

Project ID: FLAP

Route/Road: Statewide

Managed By: NHDOT

Scope: Improving transportation facilities that access Federal Lands within NH {FLAP}

Regionally Sig: No

CAA Status: Statewide Proj

<u>Phase</u>	<u>FY</u>	<u>Federal</u>	<u>State</u>	<u>Other</u>	<u>Total</u>	<u>Funding Source(s)</u>			
PE	2017	\$108,000	\$0	\$0	\$108,000	Forest Highways			
PE	2018	\$42,000	\$0	\$0	\$42,000	Forest Highways			
PE	2019	\$50,000	\$0	\$0	\$50,000	Forest Highways			
PE	2020	\$50,000	\$0	\$0	\$50,000	Forest Highways			
ROW	2017	\$25,000	\$0	\$0	\$25,000	Forest Highways			
ROW	2018	\$25,000	\$0	\$0	\$25,000	Forest Highways			
ROW	2019	\$25,000	\$0	\$0	\$25,000	Forest Highways			
ROW	2020	\$25,000	\$0	\$0	\$25,000	Forest Highways			
CON	2017	\$55,000	\$0	\$0	\$55,000	Forest Highways			
CON	2018	\$1,670,000	\$0	\$0	\$1,670,000	Forest Highways			
CON	2019	\$275,000	\$0	\$0	\$275,000	Forest Highways			
CON	2020	\$275,000	\$0	\$0	\$275,000	Forest Highways			
<b>TIP Total:</b>		<b>\$2,625,000</b>	<b>\$0</b>	<b>\$0</b>	<b>\$2,625,000</b>				
Overall Cost:					\$5,512,000	Prior funds:	\$87,000	Future Funds	\$2,800,000

**Nashua Metropolitan Planning Organization  
2017 – 2020 Transportation Improvement Program**

Amended March 21, 2018

**Statewide Surface Transportation Projects**

**PROGRAM - FTA5310**

Project ID: FTA5310

Route/Road: Statewide

Managed By: NHDOT

Scope: Capital, Mobility Management and Operating for Seniors and Individuals with Disabilities FTA 5310 Program

Regionally Sig: No

CAA Status: Exempt (E-30)

Phase	FY	Federal	State	Other	Total	Funding Source(s)	
Other	2017	\$1,942,486	\$0	\$485,622	\$2,428,108	FTA 5310 Capital Program, Other, STP-State Flexible	
Other	2018	\$1,787,131	\$0	\$446,783	\$2,233,914	FTA 5310 Capital Program, Other, STP-State Flexible	
Other	2019	\$1,689,811	\$0	\$422,453	\$2,112,264	FTA 5310 Capital Program, Other, STP-State Flexible	
Other	2020	\$1,723,608	\$0	\$430,902	\$2,154,510	FTA 5310 Capital Program, Other, STP-State Flexible	
<b>TIP Total:</b>		<b>\$7,143,036</b>	<b>\$0</b>	<b>\$1,785,760</b>	<b>\$8,928,796</b>		
Overall Cost:					\$38,109,355	Prior funds: \$10,318,629	Future Funds \$18,861,930

**PROGRAM - FTA5339**

Project ID: FTA5339

Route/Road: Statewide

Managed By: NHDOT

Scope: Capital bus and bus facilities - FTA 5339 program for statewide public transportation

Regionally Sig: No

CAA Status: Exempt (E-30)

Phase	FY	Federal	State	Other	Total	Funding Source(s)	
Other	2017	\$2,386,586	\$298,323	\$298,323	\$2,983,232	FTA 5339 Bus and Bus Facilities, NH Operating Budget, Other	
Other	2018	\$3,474,449	\$434,306	\$434,306	\$4,343,061	FTA 5339 Bus and Bus Facilities, NH Operating Budget, Other	
Other	2019	\$3,141,506	\$392,688	\$392,688	\$3,926,882	FTA 5339 Bus and Bus Facilities, NH Operating Budget, Other	
Other	2020	\$3,188,336	\$398,542	\$398,542	\$3,985,420	FTA 5339 Bus and Bus Facilities, NH Operating Budget, Other	
<b>TIP Total:</b>		<b>\$12,190,877</b>	<b>\$1,523,859</b>	<b>\$1,523,859</b>	<b>\$15,238,595</b>		
Overall Cost:					\$59,791,743	Prior funds: \$10,416,909	Future Funds \$34,136,239

**PROGRAM - GRR**

Project ID: GRR

Route/Road: Statewide

Managed By: NHDOT

Scope: Guardrail Replacement [Federal Aid Guardrail Improvement Program] (Annual Project)

Regionally Sig: No

CAA Status: Exempt (E-9)

Phase	FY	Federal	State	Other	Total	Funding Source(s)	
PE	2017	\$150,000	\$0	\$0	\$150,000	STP-State Flexible, Toll Credit	
PE	2018	\$150,000	\$0	\$0	\$150,000	STP-State Flexible, Toll Credit	
PE	2019	\$150,000	\$0	\$0	\$150,000	STP-State Flexible, Toll Credit	
PE	2020	\$150,000	\$0	\$0	\$150,000	STP-State Flexible, Toll Credit	
ROW	2017	\$5,000	\$0	\$0	\$5,000	STP-State Flexible, Toll Credit	
ROW	2018	\$5,000	\$0	\$0	\$5,000	STP-State Flexible, Toll Credit	
ROW	2019	\$5,000	\$0	\$0	\$5,000	STP-State Flexible, Toll Credit	
ROW	2020	\$5,000	\$0	\$0	\$5,000	STP-State Flexible, Toll Credit	
CON	2017	\$560,000	\$0	\$0	\$560,000	STP-State Flexible, Toll Credit	
CON	2018	\$1,880,000	\$0	\$0	\$1,880,000	STP-State Flexible, Toll Credit	
CON	2019	\$1,880,000	\$0	\$0	\$1,880,000	STP-State Flexible, Toll Credit	
CON	2020	\$1,880,000	\$0	\$0	\$1,880,000	STP-State Flexible, Toll Credit	
<b>TIP Total:</b>		<b>\$6,820,000</b>	<b>\$0</b>	<b>\$0</b>	<b>\$6,820,000</b>		
Overall Cost:					\$25,225,909	Prior funds: \$2,125,909	Future Funds \$16,280,000

**PROGRAM - ENV-POST-CON**

Project ID: ENV-POST-CON

Route/Road: Statewide

Managed By: NHDOT

Scope: Hazard Material Review for post construction obligations

Regionally Sig: No

CAA Status: Statewide Proj

Phase	FY	Federal	State	Other	Total	Funding Source(s)	
Other	2017	\$36,300	\$0	\$0	\$36,300	STP-State Flexible, Toll Credit	
Other	2018	\$48,000	\$0	\$0	\$48,000	STP-State Flexible, Toll Credit	
Other	2019	\$36,300	\$0	\$0	\$36,300	STP-State Flexible, Toll Credit	
Other	2020	\$36,300	\$0	\$0	\$36,300	STP-State Flexible, Toll Credit	
<b>TIP Total:</b>		<b>\$156,900</b>	<b>\$0</b>	<b>\$0</b>	<b>\$156,900</b>		
Overall Cost:					\$559,100	Prior funds: \$111,800	Future Funds \$290,400

**Nashua Metropolitan Planning Organization  
2017 – 2020 Transportation Improvement Program**

Amended March 21, 2018

**Statewide Surface Transportation Projects**

**PROGRAM - HSIP**

Project ID: HSIP

Route/Road: Statewide

Managed By: NHDOT

Scope: Highway Safety Improvement Program (HSIP)

Regionally Sig: No

CAA Status: Exempt (E-6)

<u>Phase</u>	<u>FY</u>	<u>Federal</u>	<u>State</u>	<u>Other</u>	<u>Total</u>	<u>Funding Source(s)</u>
PE	2017	\$1,000,000	\$0	\$0	\$1,000,000	Highway Safety Improvement Program (HSIP), Toll Credit
PE	2018	\$1,000,000	\$0	\$0	\$1,000,000	Highway Safety Improvement Program (HSIP), Toll Credit
PE	2019	\$500,000	\$0	\$0	\$500,000	Highway Safety Improvement Program (HSIP), Toll Credit
PE	2020	\$500,000	\$0	\$0	\$500,000	Highway Safety Improvement Program (HSIP), Toll Credit
ROW	2017	\$150,000	\$0	\$0	\$150,000	Highway Safety Improvement Program (HSIP), Toll Credit
ROW	2018	\$150,000	\$0	\$0	\$150,000	Highway Safety Improvement Program (HSIP), Toll Credit
ROW	2019	\$150,000	\$0	\$0	\$150,000	Highway Safety Improvement Program (HSIP), Toll Credit
ROW	2020	\$150,000	\$0	\$0	\$150,000	Highway Safety Improvement Program (HSIP), Toll Credit
CON	2017	\$6,002,000	\$0	\$0	\$6,002,000	Highway Safety Improvement Program (HSIP), Toll Credit
CON	2018	\$8,690,723	\$0	\$0	\$8,690,723	Highway Safety Improvement Program (HSIP), Toll Credit
CON	2019	\$8,862,151	\$0	\$0	\$8,862,151	Highway Safety Improvement Program (HSIP), Toll Credit
CON	2020	\$9,059,081	\$0	\$0	\$9,059,081	Highway Safety Improvement Program (HSIP), Toll Credit
PLAN	2017	\$100,000	\$0	\$0	\$100,000	Highway Safety Improvement Program (HSIP), Toll Credit
Other	2017	\$300,000	\$0	\$0	\$300,000	Highway Safety Improvement Program (HSIP), Toll Credit
Other	2018	\$400,000	\$0	\$0	\$400,000	Highway Safety Improvement Program (HSIP), Toll Credit
Other	2019	\$200,000	\$0	\$0	\$200,000	Highway Safety Improvement Program (HSIP), Toll Credit
Other	2020	\$200,000	\$0	\$0	\$200,000	Highway Safety Improvement Program (HSIP), Toll Credit

**TIP Total: \$37,413,955 \$0 \$0 \$37,413,955**

Overall Cost: \$157,283,441 Prior funds: \$60,415,000 Future Funds \$59,454,486

**PROGRAM - LTAP**

Project ID: LTAP

Route/Road: Statewide

Managed By: NHDOT

Scope: Local Technology Assistance Program (LTAP) administered by the Technology Transfer Ctr at UNH

Regionally Sig: No

CAA Status: Exempt (E-35)

<u>Phase</u>	<u>FY</u>	<u>Federal</u>	<u>State</u>	<u>Other</u>	<u>Total</u>	<u>Funding Source(s)</u>
PLAN	2017	\$150,000	\$0	\$0	\$150,000	Local Tech Assistance Program
PLAN	2018	\$150,000	\$0	\$0	\$150,000	Local Tech Assistance Program
PLAN	2019	\$150,000	\$0	\$0	\$150,000	Local Tech Assistance Program
PLAN	2020	\$150,000	\$0	\$0	\$150,000	Local Tech Assistance Program

**TIP Total: \$600,000 \$0 \$0 \$600,000**

Overall Cost: \$1,900,000 Prior funds: \$400,000 Future Funds \$900,000

**PROGRAM - MOBRR**

Project ID: MOBRR

Route/Road: Statewide

Managed By: Muni/Local

Scope: Municipal Owned Bridge Rehabilitation & Replacement Projects (MOBRR Program)

Regionally Sig: No

CAA Status: Statewide Proj

<u>Phase</u>	<u>FY</u>	<u>Federal</u>	<u>State</u>	<u>Other</u>	<u>Total</u>	<u>Funding Source(s)</u>
PE	2017	\$24,000	\$0	\$6,000	\$30,000	Bridge Off System, Other
PE	2018	\$80,000	\$0	\$20,000	\$100,000	Bridge Off System, Other
PE	2019	\$80,000	\$0	\$20,000	\$100,000	Bridge Off System, Other
PE	2020	\$80,000	\$0	\$20,000	\$100,000	Bridge Off System, Other
ROW	2017	\$800	\$0	\$200	\$1,000	Bridge Off System, Other
ROW	2018	\$20,000	\$0	\$5,000	\$25,000	Bridge Off System, Other
ROW	2019	\$20,000	\$0	\$5,000	\$25,000	Bridge Off System, Other
ROW	2020	\$20,000	\$0	\$5,000	\$25,000	Bridge Off System, Other
CON	2017	\$15,200	\$0	\$3,800	\$19,000	Bridge Off System, Other
CON	2018	\$3,600,000	\$0	\$900,000	\$4,500,000	Bridge Off System, Other
CON	2019	\$3,600,000	\$0	\$900,000	\$4,500,000	Bridge Off System, Other
CON	2020	\$3,600,000	\$0	\$900,000	\$4,500,000	Bridge Off System, Other

**TIP Total: \$11,140,000 \$0 \$2,785,000 \$13,925,000**

Overall Cost: \$50,925,000 Prior funds: \$0 Future Funds \$37,000,000



**Nashua Metropolitan Planning Organization  
2017 – 2020 Transportation Improvement Program**

Amended March 21, 2018

**Statewide Surface Transportation Projects**

**PROGRAM - NSTI**

Project ID: NSTI

Route/Road: Statewide

Managed By: Other

Scope: National Summer Transportation Institute - Programmatic project as a Cooperative Project Agreement (CPA) with UNH

Regionally Sig: No

CAA Status: Exempt (E-0)

Phase	FY	Federal	State	Other	Total	Funding Source(s)
Other	2017	\$20,000	\$0	\$0	\$20,000	NSTI National Summer Transportation Institute
Other	2018	\$20,000	\$0	\$0	\$20,000	NSTI National Summer Transportation Institute
Other	2019	\$20,000	\$0	\$0	\$20,000	NSTI National Summer Transportation Institute
Other	2020	\$20,000	\$0	\$0	\$20,000	NSTI National Summer Transportation Institute

**TIP Total: \$80,000 \$0 \$0 \$80,000**

Overall Cost: \$320,000 Prior funds: \$80,000 Future Funds \$160,000

**PROGRAM - OJT/SS**

Project ID: OJT/SS

Route/Road: Statewide

Managed By: NHDOT

Scope: On the job training for minority and women to reach journeyman status in the construction industry

Regionally Sig: No

CAA Status: Exempt (E-35)

Phase	FY	Federal	State	Other	Total	Funding Source(s)
Other	2017	\$30,000	\$0	\$0	\$30,000	STP - DBE
Other	2018	\$30,000	\$0	\$0	\$30,000	STP - DBE
Other	2019	\$30,000	\$0	\$0	\$30,000	STP - DBE
Other	2020	\$30,000	\$0	\$0	\$30,000	STP - DBE

**TIP Total: \$120,000 \$0 \$0 \$120,000**

Overall Cost: \$390,000 Prior funds: \$30,000 Future Funds \$240,000

**PROGRAM - PAVE-T1-PRES**

Project ID: PAVE-T1-PRES

Route/Road: Statewide

Managed By: NHDOT

Scope: Preservation of Tier 1 pavements

Regionally Sig: No

CAA Status: Exempt (E-10)

Phase	FY	Federal	State	Other	Total	Funding Source(s)
PE	2017	\$625,000	\$0	\$0	\$625,000	STP - State Flexible, Toll Credit
PE	2018	\$625,000	\$0	\$0	\$625,000	STP - State Flexible, Toll Credit
CON	2017	\$17,000,000	\$0	\$0	\$17,000,000	STP - State Flexible, Toll Credit
CON	2018	\$11,500,000	\$0	\$0	\$11,500,000	STP - State Flexible, Toll Credit

**TIP Total: \$29,750,000 \$0 \$0 \$29,750,000**

Overall Cost: \$29,750,000 Prior funds: \$0 Future Funds \$0

**PROGRAM - PAVE-T1-RESURF**

Project ID: PAVE-T1-RESURF

Route/Road: Tier 1 Highways

Managed By: NHDOT

Scope: Resurface Tier 1 Highways

Regionally Sig: No

CAA Status: Exempt (E-10)

Phase	FY	Federal	State	Other	Total	Funding Source(s)
PE	2019	\$150,000	\$0	\$0	\$150,000	STP - State Flexible, Toll Credit
PE	2020	\$150,000	\$0	\$0	\$150,000	STP - State Flexible, Toll Credit
CON	2019	\$12,000,000	\$0	\$0	\$12,000,000	STP - State Flexible, Toll Credit
CON	2020	\$12,500,000	\$0	\$0	\$12,500,000	STP - State Flexible, Toll Credit

**TIP Total: \$24,800,000 \$0 \$0 \$24,800,000**

Overall Cost: \$126,000,000 Prior funds: \$0 Future Funds \$101,200,000

**Nashua Metropolitan Planning Organization  
2017 – 2020 Transportation Improvement Program**

Amended March 21, 2018

**Statewide Surface Transportation Projects**

**PROGRAM - PAVE-T2-PRES**

Project ID: PAVE-T2-PRES

Route/Road: Statewide

Managed By: NHDOT

Scope: Preservation of Tier 2 pavements

Regionally Sig: No

CAA Status: Exempt (E-10)

Phase	FY	Federal	State	Other	Total	Funding Source(s)
PE	2017	\$300,000	\$0	\$0	\$300,000	STP-State Flexible, Toll Credit
PE	2018	\$450,000	\$0	\$0	\$450,000	STP-State Flexible, Toll Credit
ROW	2017	\$25,000	\$0	\$0	\$25,000	STP-State Flexible, Toll Credit
ROW	2018	\$25,000	\$0	\$0	\$25,000	STP-State Flexible, Toll Credit
CON	2017	\$12,100,000	\$0	\$0	\$12,100,000	STP-State Flexible, Toll Credit
CON	2018	\$9,943,394	\$456,606	\$0	\$10,400,000	Betterment, STP-State Flexible, Toll Credit

**TIP Total: \$22,843,394 \$456,606 \$0 \$23,300,000**

Overall Cost: \$23,300,000 Prior funds: \$0 Future Funds \$0

**PROGRAM - PAVE-T2-MAINT**

Project ID: PAVE-T2-MAINT

Route/Road: Statewide

Managed By: NHDOT

Scope: Maintenance paving of the Tier 2 system

Regionally Sig: No

CAA Status: Exempt (E-10)

Phase	FY	Federal	State	Other	Total	Funding Source(s)
PE	2017	\$200,000	\$0	\$0	\$200,000	STP-State Flexible, Toll Credit
PE	2018	\$230,000	\$0	\$0	\$230,000	STP-State Flexible, Toll Credit
ROW	2017	\$5,000	\$0	\$0	\$5,000	STP-State Flexible, Toll Credit
ROW	2018	\$5,000	\$0	\$0	\$5,000	STP-State Flexible, Toll Credit
CON	2017	\$0	\$8,755,660	\$0	\$8,755,660	Betterment
CON	2018	\$4,533,715	\$2,366,285	\$0	\$6,900,000	Betterment, STP-State Flexible, Toll Credit

**TIP Total: \$4,973,715 \$11,121,945 \$0 \$16,095,660**

Overall Cost: \$16,095,660 Prior funds: \$0 Future Funds \$0

**PROGRAM - PAVE-T2-RESURF**

Project ID: PAVE-T2-RESURF

Route/Road: Statewide

Managed By: NHDOT

Scope: Resurfacing Tier 2 Roadways

Regionally Sig: No

CAA Status: Exempt (E-10)

Phase	FY	Federal	State	Other	Total	Funding Source(s)
PE	2018	\$100,000	\$0	\$0	\$100,000	STP-State Flexible, Toll Credit
PE	2019	\$200,000	\$0	\$0	\$200,000	STP-State Flexible, Toll Credit
PE	2020	\$200,000	\$0	\$0	\$200,000	STP-State Flexible, Toll Credit
ROW	2019	\$25,000	\$0	\$0	\$25,000	STP-State Flexible, Toll Credit
ROW	2020	\$25,000	\$0	\$0	\$25,000	STP-State Flexible, Toll Credit
CON	2018	\$3,750,000	\$0	\$0	\$3,750,000	STP-State Flexible, Toll Credit
CON	2019	\$9,525,000	\$6,000,000	\$0	\$15,525,000	Betterment, STP-State Flexible, Toll Credit
CON	2020	\$9,525,000	\$6,000,000	\$0	\$15,525,000	Betterment, STP-State Flexible, Toll Credit

**TIP Total: \$23,350,000 \$12,000,000 \$0 \$35,350,000**

Overall Cost: \$200,350,000 Prior funds: \$0 Future Funds \$165,000,000

**PROGRAM - STIC**

Project ID: STIC

Route/Road: Varies

Managed By: NHDOT

Scope: STIC Incentives

Regionally Sig: No

CAA Status: Exempt (E-0)

Phase	FY	Federal	State	Other	Total	Funding Source(s)
OTHER	2018	\$80,000	\$20,000	\$0	\$100,000	NHDOT Operating Budget, STIC Funding
OTHER	2019	\$80,000	\$20,000	\$0	\$100,000	NHDOT Operating Budget, STIC Funding
OTHER	2020	\$80,000	\$20,000	\$0	\$100,000	NHDOT Operating Budget, STIC Funding

**TIP Total: \$240,000 \$60,000 \$0 \$300,000**

Overall Cost: \$1,100,000 Prior funds: \$0 Future Funds \$800,000

**Nashua Metropolitan Planning Organization  
2017 – 2020 Transportation Improvement Program**

Amended March 21, 2018

**Statewide Surface Transportation Projects**

**PROGRAM - PAVE-T2-REHAB**

Project ID: PAVE-T2-REHAB

**Route/Road:** Various  
**Scope:** Rehab of Tier 2 roads

Managed By: NHDOT  
Regionally Sig: No  
CAA Status: Exempt (E-10)

<u>Phase</u>	<u>FY</u>	<u>Federal</u>	<u>State</u>	<u>Other</u>	<u>Total</u>	<u>Funding Source(s)</u>			
PE	2017	\$650,000	\$0	\$0	\$650,000	STP-State Flexible, Toll Credit			
PE	2017	\$650,000	\$0	\$0	\$650,000	STP-State Flexible, Toll Credit			
CON	2017	\$7,016,513	\$566,012	\$0	\$7,582,525	Betterment, STP-State Flexible, Toll Credit			
CON	2018	\$11,687,166	\$2,062,834	\$0	\$13,750,000	Betterment, STP-State Flexible, Toll Credit			
CON	2019	\$7,000,000	\$0	\$0	\$7,000,000	STP-State Flexible, Toll Credit			
CON	2020	\$0	\$2,500,000	\$0	\$2,500,000	Betterment			
<b>TIP Total:</b>		<b>\$27,003,679</b>	<b>\$5,128,846</b>	<b>\$0</b>	<b>\$32,132,525</b>				
<b>Overall Cost:</b>					<b>\$52,132,525</b>	<b>Prior funds:</b>	<b>\$0</b>	<b>Future Funds</b>	<b>\$20,000,000</b>

**PROGRAM - PVMRK**

Project ID: PVMRK

**Route/Road:** Statewide  
**Scope:** Statewide Pavement Marking Annual Project

Managed By: NHDOT  
Regionally Sig: No  
CAA Status: Exempt (E-11)

<u>Phase</u>	<u>FY</u>	<u>Federal</u>	<u>State</u>	<u>Other</u>	<u>Total</u>	<u>Funding Source(s)</u>			
PE	2018	\$5,000	\$0	\$0	\$5,000	STP-State Flexible, Toll Credit			
PE	2019	\$5,000	\$0	\$0	\$5,000	STP-State Flexible, Toll Credit			
PE	2020	\$5,000	\$0	\$0	\$5,000	STP-State Flexible, Toll Credit			
CON	2017	\$3,100,000	\$0	\$0	\$3,100,000	STP-State Flexible, Toll Credit			
CON	2018	\$3,095,000	\$0	\$0	\$3,095,000	STP-State Flexible, Toll Credit			
CON	2019	\$3,095,000	\$0	\$0	\$3,095,000	STP-State Flexible, Toll Credit			
CON	2020	\$3,095,000	\$0	\$0	\$3,095,000	STP-State Flexible, Toll Credit			
<b>TIP Total:</b>		<b>\$12,400,000</b>	<b>\$0</b>	<b>\$0</b>	<b>\$12,400,000</b>				
<b>Overall Cost:</b>					<b>\$52,700,000</b>	<b>Prior funds:</b>	<b>\$15,500,000</b>	<b>Future Funds</b>	<b>\$24,800,000</b>

**PROGRAM - RCTRL**

Project ID: RCTRL

**Route/Road:** Statewide  
**Scope:** Recreational Trails Fund Act - Projects selected annually

Managed By: Other  
Regionally Sig: No  
CAA Status: Statewide Proj

<u>Phase</u>	<u>FY</u>	<u>Federal</u>	<u>State</u>	<u>Other</u>	<u>Total</u>	<u>Funding Source(s)</u>			
Other	2017	\$1,250,000	\$0	\$312,500	\$1,562,500	DRED, Recreational Trails			
Other	2018	\$1,250,000	\$0	\$312,500	\$1,562,500	DRED, Recreational Trails			
Other	2019	\$1,250,000	\$0	\$312,500	\$1,562,500	DRED, Recreational Trails			
Other	2020	\$1,250,000	\$0	\$312,500	\$1,562,500	DRED, Recreational Trails			
<b>TIP Total:</b>		<b>\$5,000,000</b>	<b>\$0</b>	<b>\$1,250,000</b>	<b>\$6,250,000</b>				
<b>Overall Cost:</b>					<b>\$19,778,645</b>	<b>Prior funds:</b>	<b>\$4,153,645</b>	<b>Future Funds</b>	<b>\$9,375,000</b>

**Nashua Metropolitan Planning Organization  
2017 – 2020 Transportation Improvement Program**

Amended March 21, 2018

**Statewide Surface Transportation Projects**

**PROGRAM - RRRCS**

Project ID: RRRCS  
Managed By: NHDOT  
Regionally Sig: No  
CAA Status: Exempt (E-1)

**Route/Road:** Statewide

**Scope:** Reconstruction of Crossings, Signals & Related Work (Annual Project)

<u>Phase</u>	<u>FY</u>	<u>Federal</u>	<u>State</u>	<u>Other</u>	<u>Total</u>	<u>Funding Source(s)</u>				
PE	2017	\$25,500	\$0	\$0	\$25,500	RL - Rail Highway, Toll Credit				
PE	2018	\$100,000	\$0	\$0	\$100,000	RL - Rail Highway, Toll Credit				
PE	2019	\$50,000	\$0	\$0	\$50,000	RL - Rail Highway, Toll Credit				
PE	2020	\$50,000	\$0	\$0	\$50,000	RL - Rail Highway, Toll Credit				
ROW	2017	\$5,000	\$0	\$0	\$5,000	RL - Rail Highway, Toll Credit				
ROW	2018	\$5,000	\$0	\$0	\$5,000	RL - Rail Highway, Toll Credit				
ROW	2019	\$5,000	\$0	\$0	\$5,000	RL - Rail Highway, Toll Credit				
ROW	2020	\$5,000	\$0	\$0	\$5,000	RL - Rail Highway, Toll Credit				
CON	2017	\$1,100,000	\$0	\$0	\$1,100,000	RL - Rail Highway, Toll Credit				
CON	2018	\$1,100,000	\$0	\$0	\$1,100,000	RL - Rail Highway, Toll Credit				
CON	2019	\$1,100,000	\$0	\$0	\$1,100,000	RL - Rail Highway, Toll Credit				
CON	2020	\$1,100,000	\$0	\$0	\$1,100,000	RL - Rail Highway, Toll Credit				
PLAN	2017	\$5,000	\$0	\$0	\$5,000	RL - Rail Highway, Toll Credit				
PLAN	2018	\$5,000	\$0	\$0	\$5,000	RL - Rail Highway, Toll Credit				
PLAN	2019	\$5,000	\$0	\$0	\$5,000	RL - Rail Highway, Toll Credit				
PLAN	2020	\$5,000	\$0	\$0	\$5,000	RL - Rail Highway, Toll Credit				
<b>TIP Total:</b>		<b>\$4,665,500</b>	<b>\$0</b>	<b>\$0</b>	<b>\$4,665,500</b>					
					Overall Cost:	\$21,774,511	Prior funds:	\$8,388,438	Future Funds	\$8,720,573

**PROGRAM - SRTS**

Project ID: SRTS  
Managed By: NHDOT  
Regionally Sig: No  
CAA Status: Exempt (E-6)

**Route/Road:** Statewide

**Scope:** Safe Routes to School

<u>Phase</u>	<u>FY</u>	<u>Federal</u>	<u>State</u>	<u>Other</u>	<u>Total</u>	<u>Funding Source(s)</u>				
PE	2017	\$1,789	\$0	\$0	\$1,789	Safe Routes to School				
ROW	2017	\$5,600	\$0	\$0	\$5,600	Safe Routes to School				
ROW	2018	\$100	\$0	\$0	\$100	Safe Routes to School				
CON	2017	\$1,042,836	\$0	\$0	\$1,042,836	Safe Routes to School				
CON	2018	\$1,516,804	\$0	\$0	\$1,516,804	Safe Routes to School				
Other	2017	\$49,698	\$0	\$0	\$49,698	Safe Routes to School				
Other	2018	\$21,947	\$0	\$0	\$21,947	Safe Routes to School				
<b>TIP Total:</b>		<b>\$2,638,774</b>	<b>\$0</b>	<b>\$0</b>	<b>\$2,638,774</b>					
					Overall Cost:	\$8,007,473	Prior funds:	\$5,368,699	Future Funds	\$0

**Nashua Metropolitan Planning Organization  
2017 – 2020 Transportation Improvement Program**

Amended March 21, 2018

**Statewide Surface Transportation Projects**

**PROGRAM - TA**

Project ID: TA  
Managed By: NHDOT  
Regionally Sig: No  
CAA Status: Exempt (E-33)

**Route/Road:** Statewide  
**Scope:** Transportation Alternatives Program (TAP)

<u>Phase</u>	<u>FY</u>	<u>Federal</u>	<u>State</u>	<u>Other</u>	<u>Total</u>	<u>Funding Source(s)</u>				
PE	2017	\$694,400	\$0	\$173,600	\$868,000	TAP - Transportation Alternatives, Other				
PE	2018	\$827,440	\$0	\$206,860	\$1,034,300	TAP - Transportation Alternatives, Other				
PE	2019	\$252,760	\$0	\$63,190	\$315,950	TAP - Transportation Alternatives, Other				
PE	2020	\$252,760	\$0	\$63,190	\$315,950	TAP - Transportation Alternatives, Other				
ROW	2017	\$120,000	\$0	\$30,000	\$150,000	TAP - Transportation Alternatives, Other				
ROW	2018	\$83,200	\$0	\$20,800	\$104,000	TAP - Transportation Alternatives, Other				
ROW	2019	\$102,120	\$0	\$25,530	\$127,650	TAP - Transportation Alternatives, Other				
ROW	2020	\$102,120	\$0	\$25,530	\$127,650	TAP - Transportation Alternatives, Other				
CON	2017	\$1,815,200	\$0	\$453,800	\$2,269,000	TAP - Transportation Alternatives, Other				
CON	2018	\$1,623,040	\$0	\$405,760	\$2,028,800	TAP - Transportation Alternatives, Other				
CON	2019	\$2,158,720	\$0	\$539,680	\$2,698,400	TAP - Transportation Alternatives, Other				
CON	2020	\$2,158,720	\$0	\$539,680	\$2,698,400	TAP - Transportation Alternatives, Other				
Other	2017	\$4,000	\$0	\$1,000	\$5,000	TAP - Transportation Alternatives, Other				
Other	2018	\$20,000	\$0	\$5,000	\$25,000	TAP - Transportation Alternatives, Other				
Other	2019	\$40,000	\$0	\$10,000	\$50,000	TAP - Transportation Alternatives, Other				
Other	2020	\$40,000	\$0	\$10,000	\$50,000	TAP - Transportation Alternatives, Other				
<b>TIP Total:</b>		<b>\$10,294,480</b>	<b>\$0</b>	<b>\$2,573,620</b>	<b>\$12,868,100</b>					
					Overall Cost:	\$39,519,389	Prior funds:	\$1,115,289	Future Funds	\$25,536,000

**PROGRAM - TRAC**

Project ID: TRAC  
Managed By: NHDOT  
Regionally Sig: No  
CAA Status: Exempt (E-0)

**Route/Road:** Statewide  
**Scope:** Implement and participate in AASHTO TRAC program in local high schools

<u>Phase</u>	<u>FY</u>	<u>Federal</u>	<u>State</u>	<u>Other</u>	<u>Total</u>	<u>Funding Source(s)</u>				
Other	2017	\$22,000	\$0	\$0	\$22,000	STP - State Flexible, Toll Credit				
Other	2018	\$22,000	\$0	\$0	\$22,000	STP - State Flexible, Toll Credit				
Other	2019	\$22,000	\$0	\$0	\$22,000	STP - State Flexible, Toll Credit				
Other	2020	\$22,000	\$0	\$0	\$22,000	STP - State Flexible, Toll Credit				
<b>TIP Total:</b>		<b>\$88,000</b>	<b>\$0</b>	<b>\$0</b>	<b>\$88,000</b>					
					Overall Cost:	\$352,000	Prior funds:	\$88,000	Future Funds	\$176,000

**PROGRAM - TRAIN**

Project ID: TRAIN  
Managed By: NHDOT  
Regionally Sig: No  
CAA Status: Exempt (E-0)

**Route/Road:** Statewide  
**Scope:** Annual Training Program

<u>Phase</u>	<u>FY</u>	<u>Federal</u>	<u>State</u>	<u>Other</u>	<u>Total</u>	<u>Funding Source(s)</u>				
Other	2017	\$200,000	\$0	\$0	\$200,000	STP - State Flexible, Toll Credit				
Other	2018	\$225,000	\$0	\$0	\$225,000	STP - State Flexible, Toll Credit				
Other	2019	\$250,000	\$0	\$0	\$250,000	STP - State Flexible, Toll Credit				
Other	2020	\$250,000	\$0	\$0	\$250,000	STP - State Flexible, Toll Credit				
<b>TIP Total:</b>		<b>\$925,000</b>	<b>\$0</b>	<b>\$0</b>	<b>\$925,000</b>					
					Overall Cost:	\$3,930,262	Prior funds:	\$1,005,262	Future Funds	\$2,000,000

**Nashua Metropolitan Planning Organization  
2017 – 2020 Transportation Improvement Program**

Amended March 21, 2018

**Statewide Surface Transportation Projects**

**PROGRAM - TRCK-WGHT-SFTY**

Project ID: TRCK-WGHT-SFTY

Route/Road: Statewide

Managed By: NHDOT

Scope: Truck weight safety inspection & maintenance program

Regionally Sig: No

CAA Status: Exempt (E-6)

<u>Phase</u>	<u>FY</u>	<u>Federal</u>	<u>State</u>	<u>Other</u>	<u>Total</u>	<u>Funding Source(s)</u>	
Other	2017	\$100,000	\$0	\$0	\$100,000	STP - State Flexible, Toll Credit	
Other	2018	\$100,000	\$0	\$0	\$100,000	STP - State Flexible, Toll Credit	
Other	2019	\$100,000	\$0	\$0	\$100,000	STP - State Flexible, Toll Credit	
Other	2020	\$100,000	\$0	\$0	\$100,000	STP - State Flexible, Toll Credit	
<b>TIP Total:</b>		<b>\$400,000</b>	<b>\$0</b>	<b>\$0</b>	<b>\$400,000</b>		
Overall Cost:					\$1,000,000	Prior funds: \$0	Future Funds \$600,000

**PROGRAM - TSMO**

Project ID: TSMO

Route/Road: Statewide

Managed By: NHDOT

Scope: Statewide Transportation Systems Management & Operations, ITS Technologies, Traveler Info

Regionally Sig: No

CAA Status: Exempt (E-7)

<u>Phase</u>	<u>FY</u>	<u>Federal</u>	<u>State</u>	<u>Other</u>	<u>Total</u>	<u>Funding Source(s)</u>	
CON	2017	\$75,000	\$0	\$0	\$75,000	STP - State Flexible, Toll Credit	
CON	2018	\$75,000	\$0	\$0	\$75,000	STP - State Flexible, Toll Credit	
CON	2019	\$75,000	\$0	\$0	\$75,000	STP - State Flexible, Toll Credit	
CON	2020	\$75,000	\$0	\$0	\$75,000	STP - State Flexible, Toll Credit	
Other	2017	\$275,000	\$0	\$0	\$275,000	STP - State Flexible, Toll Credit	
Other	2018	\$275,000	\$0	\$0	\$275,000	STP - State Flexible, Toll Credit	
Other	2019	\$275,000	\$0	\$0	\$275,000	STP - State Flexible, Toll Credit	
Other	2020	\$275,000	\$0	\$0	\$275,000	STP - State Flexible, Toll Credit	
<b>TIP Total:</b>		<b>\$1,400,000</b>	<b>\$0</b>	<b>\$0</b>	<b>\$1,400,000</b>		
Overall Cost:					\$5,275,000	Prior funds: \$1,775,000	Future Funds \$2,100,000

**PROGRAM - UBI**

Project ID: UBI

Route/Road: Statewide

Managed By: NHDOT

Scope: Underwater Bridge Inspection (Annual Project)

Regionally Sig: No

CAA Status: Exempt (E-38)

<u>Phase</u>	<u>FY</u>	<u>Federal</u>	<u>State</u>	<u>Other</u>	<u>Total</u>	<u>Funding Source(s)</u>	
PE	2017	\$63,000	\$0	\$0	\$63,000	STP - State Flexible, Toll Credit	
Other	2018	\$60,000	\$0	\$0	\$60,000	STP - State Flexible, Toll Credit	
Other	2019	\$60,000	\$0	\$0	\$60,000	STP - State Flexible, Toll Credit	
Other	2020	\$60,000	\$0	\$0	\$60,000	STP - State Flexible, Toll Credit	
<b>TIP Total:</b>		<b>\$243,000</b>	<b>\$0</b>	<b>\$0</b>	<b>\$243,000</b>		
Overall Cost:					\$1,113,500	Prior funds: \$410,500	Future Funds \$460,000

**PROGRAM - USSS**

Project ID: USSS

Route/Road: Statewide

Managed By: NHDOT

Scope: Project to update signing on state system

Regionally Sig: No

CAA Status: Exempt (E-44)

<u>Phase</u>	<u>FY</u>	<u>Federal</u>	<u>State</u>	<u>Other</u>	<u>Total</u>	<u>Funding Source(s)</u>	
PE	2018	\$30,000	\$0	\$0	\$30,000	STP - State Flexible, Toll Credit	
PE	2019	\$30,000	\$0	\$0	\$30,000	STP - State Flexible, Toll Credit	
PE	2020	\$30,000	\$0	\$0	\$30,000	STP - State Flexible, Toll Credit	
CON	2018	\$500,000	\$0	\$0	\$500,000	STP - State Flexible, Toll Credit	
CON	2019	\$500,000	\$0	\$0	\$500,000	STP - State Flexible, Toll Credit	
CON	2020	\$500,000	\$0	\$0	\$500,000	STP - State Flexible, Toll Credit	
<b>TIP Total:</b>		<b>\$1,590,000</b>	<b>\$0</b>	<b>\$0</b>	<b>\$1,590,000</b>		
Overall Cost:					\$7,480,000	Prior funds: \$1,650,000	Future Funds \$4,240,000

**Nashua Metropolitan Planning Organization  
2017 – 2020 Transportation Improvement Program**

Amended March 21, 2018

**Statewide Surface Transportation Projects**

**STATEWIDE**

Project ID: 15609I

**Route/Road:** Statewide

Managed By: NHDOT

**Scope:** Statewide Bridge Maintenance, Preservation & Improvements performed by Bridge Maintenance

Regionally Sig: No

CAA Status: Statewide Proj

<u>Phase</u>	<u>FY</u>	<u>Federal</u>	<u>State</u>	<u>Other</u>	<u>Total</u>	<u>Funding Source(s)</u>	
CON	2017	\$2,200,000	\$0	\$0	\$2,200,000	STP - State Flexible, Toll Credit	
<b>TIP Total:</b>		<b>\$2,200,000</b>	<b>\$0</b>	<b>\$0</b>	<b>\$2,200,000</b>		
Overall Cost:					\$2,200,000	Prior funds: \$0	Future Funds \$0

**STATEWIDE**

Project ID: 29137

**Route/Road:** Various

Managed By: NHDOT

**Scope:** Underwater inspection of bridges located throughout the state.

Regionally Sig: No

CAA Status: Exempt (E-38)

<u>Phase</u>	<u>FY</u>	<u>Federal</u>	<u>State</u>	<u>Other</u>	<u>Total</u>	<u>Funding Source(s)</u>	
PE	2017	\$69,300	\$0	\$0	\$69,300	STP - State Flexible, Toll Credit	
PE	2018	\$0	\$2,000	\$0	\$2,000	Betterment	
<b>TIP Total:</b>		<b>\$69,300</b>	<b>\$2,000</b>	<b>\$0</b>	<b>\$71,300</b>		
Overall Cost:					\$196,244	Prior funds: \$70,694	Future Funds \$54,250

**STATEWIDE STIC**

Project ID: 40792 (incl A-D)

**Route/Road:** Statewide

Managed By: NHDOT

**Scope:** 2017 Statewide Transportation Innovation Councils (STIC) Incentive for 1) Mobile Devices and 2) Design-Build documentation

Regionally Sig: No

CAA Status: Statewide Proj

<u>Phase</u>	<u>FY</u>	<u>Federal</u>	<u>State</u>	<u>Other</u>	<u>Total</u>	<u>Funding Source(s)</u>	
Other	2017	\$182,400	\$45,600	\$0	\$228,000	NHDOT Operating Budget, STP-State Flexible	
<b>TIP Total:</b>		<b>\$182,400</b>	<b>\$45,600</b>	<b>\$0</b>	<b>\$228,000</b>		
Overall Cost:					\$365,500	Prior funds: \$137,500	Future Funds \$0

**STATEWIDE (41756)**

Project ID: 41756

**Route/Road:** Various

Managed By: NHDOT

**Scope:** Evaluate 61+ traffic control signals and develop & implement signal timings to improve traffic flow

Regionally Sig: No

CAA Status: ATT

<u>Phase</u>	<u>FY</u>	<u>Federal</u>	<u>State</u>	<u>Other</u>	<u>Total</u>	<u>Funding Source(s)</u>	
PE	2019	\$120,000	\$0	\$0	\$120,000	CMAQ, Toll Credit	
PE	2020	\$82,040	\$0	\$0	\$82,040	CMAQ, Toll Credit	
ROW	2020	\$102,550	\$0	\$0	\$102,550	CMAQ, Toll Credit	
<b>TIP Total:</b>		<b>\$304,590</b>	<b>\$0</b>	<b>\$0</b>	<b>\$304,590</b>		
Overall Cost:					\$304,590	Prior funds: \$0	Future Funds \$0

**STATEWIDE - RWIS**

Project ID: 25198

**Route/Road:** Statewide

Managed By: NHDOT

**Scope:** To Install Road and Weather Systems around the State. Date of release for RFP March 31, 2017.

Regionally Sig: No

CAA Status: Attainment

<u>Phase</u>	<u>FY</u>	<u>Federal</u>	<u>State</u>	<u>Other</u>	<u>Total</u>	<u>Funding Source(s)</u>	
CON	2018	\$431,200	\$392,000	\$0	\$823,200	STP-State Flexible, Toll Credit, Turnpike Capital	
<b>TIP Total:</b>		<b>\$431,200</b>	<b>\$392,000</b>	<b>\$0</b>	<b>\$823,200</b>		
Overall Cost:					\$935,155	Prior funds: \$111,955	Future Funds \$0

**Nashua Metropolitan Planning Organization  
2017 – 2020 Transportation Improvement Program**

Amended March 21, 2018

**Statewide Surface Transportation Projects**

**TRAPEZE SOFTWARE GROUP, INC**

Project ID: 68069B

**Route/Road:** Statewide

Managed By: NHDOT

**Scope:** Statewide rideshare database utilizing Trapeze Ridepro software

Regionally Sig: No

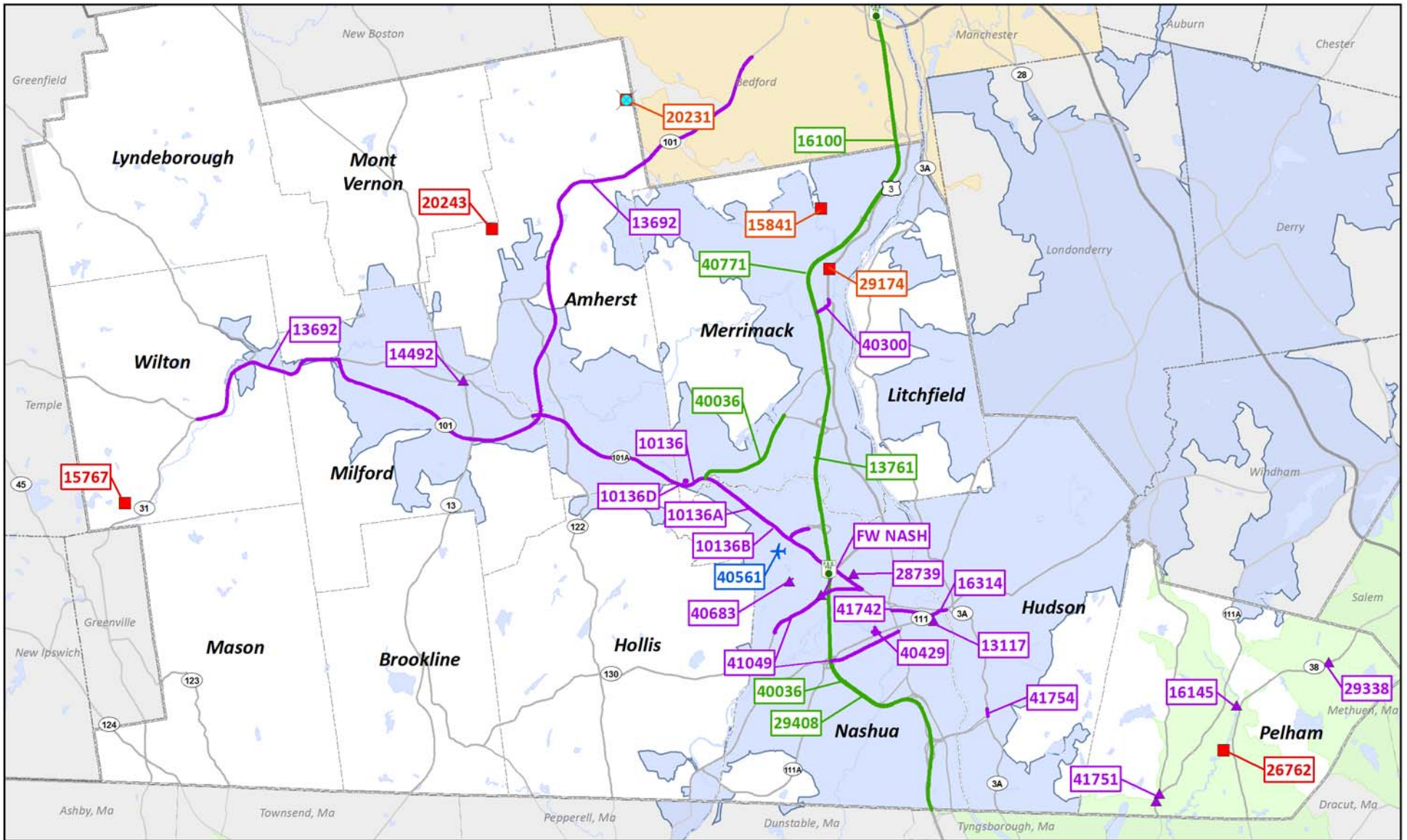
CAA Status: Exempt (E-0)

<u>Phase</u>	<u>FY</u>	<u>Federal</u>	<u>State</u>	<u>Other</u>	<u>Total</u>	<u>Funding Source(s)</u>
Other	2017	\$34,018	\$8,505	\$0	\$42,523	CMAQ, Turnpike Capital
Other	2018	\$35,719	\$8,930	\$0	\$44,649	CMAQ, Turnpike Capital
<b>TIP Total:</b>		<b>\$69,737</b>	<b>\$17,434</b>	<b>\$0</b>	<b>\$87,172</b>	
<b>Overall Cost:</b>					<b>\$127,669</b>	<b>Prior funds: \$40,498 Future Funds \$0</b>

**Statewide Funding Totals**

	<u>FY</u>	<u>Federal</u>	<u>State</u>	<u>Other</u>	<u>Total</u>
	2017	87,863,627	9,674,100	1,764,845	\$99,302,571
	2018	91,745,739	5,742,960	2,757,009	\$100,245,709
	2019	80,835,171	6,412,688	2,691,041	\$89,938,900
	2020	70,302,515	8,918,542	2,705,344	\$81,926,401
TIP Total Amended:		\$330,747,052	\$30,748,290	\$9,918,239	\$371,413,580
TIP Total Adopted:		\$288,352,171	\$26,239,287	\$12,400,339	\$326,991,797










**APPENDIX A**  
**2017 – 2020 TIP**  
 Nashua MPO Projects







5 Miles

**2017 - 2020 TIP Projects**

-  FHWA-Funded Project
-  Turnpike Capital Project
-  State Aid Bridge Project
-  FAA-Funded Project
-  SNHPC Project in the Nashua UZA/TMA

**Boundaries**

-  NRPC MPO
-  Regional Planning Commission
-  Municipal
-  State

**Urbanized Areas**

-  Nashua, NH-MA
-  Boston, MA-NH-RI
-  Manchester, NH



**APPENDIX B**

**NASHUA MPO FISCAL CONSTRAINT SUMMARY  
NHDOT AMENDMENT DOCUMENTS**

## NRPC Fiscal Constraint Summary

Total by Federal Fiscal					
Year	2017	2018	2019	2020	Total
FHWA - Region Specific	\$6,590,845	\$5,179,345	\$5,043,019	5,983,136	\$22,796,345
FHWA - Statewide	\$9,572,188	\$10,291,615	\$9,044,459	\$7,781,478	\$36,689,739
FTA - Region Specific	\$2,263,844	\$3,251,727	\$1,763,684	\$1,698,611	\$8,977,866
FTA - Statewide	\$95,280	\$95,280	\$95,280	\$95,280	\$381,120
Non-Federal - Regionally Significant	\$1,121,842	\$5,342,105	\$7,918,118	\$14,368,947	\$28,751,012
Total:	\$19,643,999	\$24,160,072	\$23,864,560	\$29,927,452	\$97,596,083

## NHDOT Amendment Documents

Detailed statewide documentation is available online at:

<http://www.nh.gov/dot/org/projectdevelopment/planning/stip/>

### [STIP Revision Procedures](#)

[STIP 2017-2020 Update](#) Approved August 3, 2017

### [STIP Amendment 4](#)

STIP Amendment 4 Fiscal Constraint Summary (*following pages*)

# NHDOT STIP FINANCIAL CONSTRAINT REPORT

	2017					2018				
	Improvement Program					Improvement Program				
	*Federal Resources	State Resource	Local/Other Resource	Total Resource	Total Programmed	*Federal Resources	State Resource	Local/Other Resource	Total Resource	Total Programmed
Available	Available	Available	Available	Inflated	Available	Available	Available	Available	Inflated	
<b>FHWA (Federal-Aid with Match)</b>										
Bridge Off System	\$ -	\$ -	\$ 10,000	\$ 10,000	\$ 654,800	\$ -	\$ -	\$ 925,000	\$ 925,000	\$ 3,730,096
Bridge On System	\$ -	\$ -	\$ -	\$ -	\$ 8,766	\$ -	\$ -	\$ -	\$ -	\$ -
Bridge On/Off System	\$ -	\$ -	\$ -	\$ -	\$ 325,968	\$ -	\$ -	\$ -	\$ -	\$ 1,444,001
Congestion Mitigation and Air Quality Program	\$ 5,130,240	\$ -	\$ 322,963	\$ 5,453,203	\$ 2,741,869	\$ 26,170,958	\$ -	\$ 2,140,680	\$ 28,311,638	\$ 8,824,992
Highway Safety Improvement Program (HSIP)	\$ 9,111,694	\$ -	\$ -	\$ 9,111,694	\$ 6,826,500	\$ 11,210,679	\$ -	\$ 40,700	\$ 11,251,379	\$ 9,582,951
Interstate Maintenance	\$ -	\$ -	\$ -	\$ -	\$ 1,698,399	\$ -	\$ -	\$ -	\$ -	\$ -
National Highway Freight	\$ 4,136,695	\$ -	\$ -	\$ 4,136,695	\$ -	\$ 4,890,323	\$ -	\$ -	\$ 4,890,323	\$ -
National Highway System	\$ 90,637,503	\$ -	\$ -	\$ 90,637,503	\$ 75,213,921	\$ 96,512,824	\$ -	\$ 4,171	\$ 96,516,994	\$ 38,613,867
Recreational Trails	\$ 1,255,265	\$ -	\$ 312,500	\$ 1,567,765	\$ 1,250,000	\$ 3,568,482	\$ -	\$ 312,500	\$ 3,880,982	\$ 1,250,000
Redistribution	\$ 721,476	\$ -	\$ -	\$ 721,476	\$ 580,091	\$ 346,402	\$ -	\$ -	\$ 346,402	\$ 172,233
RL - Rail Highway	\$ 1,150,000	\$ -	\$ -	\$ 1,150,000	\$ 1,044,000	\$ 1,939,822	\$ -	\$ -	\$ 1,939,822	\$ 1,044,000
Safe Routes to School	\$ -	\$ -	\$ -	\$ -	\$ 1,806,279	\$ 1,122,951	\$ -	\$ -	\$ 1,122,951	\$ 1,832,949
STP-5 to 200K	\$ 7,545,578	\$ -	\$ 1,578	\$ 7,547,156	\$ 4,093,156	\$ 7,871,256	\$ -	\$ 56,000	\$ 7,927,256	\$ 4,949,909
STP-Areas Less Than 200K	\$ -	\$ -	\$ -	\$ -	\$ 218,451	\$ -	\$ -	\$ -	\$ -	\$ 864,443
STP-Areas Over 200K	\$ 5,279,308	\$ -	\$ 413,524	\$ 5,692,832	\$ 2,621,468	\$ 14,479,343	\$ -	\$ 3,175,000	\$ 17,654,343	\$ 6,879,551
STP-DBE	\$ -	\$ -	\$ -	\$ -	\$ 95,000	\$ 43,591	\$ -	\$ -	\$ 43,591	\$ 95,000
STP-Enhancement	\$ -	\$ -	\$ -	\$ -	\$ -	\$ 4,704	\$ -	\$ -	\$ 4,704	\$ -
STP-Hazard Elimination	\$ -	\$ -	\$ -	\$ -	\$ -	\$ 19,312	\$ -	\$ -	\$ 19,312	\$ -
STP-Non Urban Areas Under 5K	\$ 9,442,354	\$ -	\$ 201	\$ 9,442,555	\$ 12,283,976	\$ 935,514	\$ -	\$ -	\$ 935,514	\$ 11,016,565
STP-Off System Bridge	\$ 3,672,842	\$ -	\$ 2,200	\$ 3,675,042	\$ 96,800	\$ 8,351,997	\$ -	\$ -	\$ 8,351,997	\$ -
STP-Rail	\$ -	\$ -	\$ -	\$ -	\$ -	\$ -	\$ -	\$ -	\$ -	\$ -
STP-Safety	\$ -	\$ -	\$ -	\$ -	\$ 160,000	\$ -	\$ -	\$ -	\$ -	\$ 160,000
STP-State Flexible	\$ 22,486,268	\$ -	\$ 449,965	\$ 22,936,233	\$ 67,010,269	\$ 18,506,313	\$ -	\$ 629,049	\$ 19,135,362	\$ 61,210,211
TAP - Transportation Alternatives	\$ 1,311,744	\$ -	\$ 668,478	\$ 1,980,222	\$ 2,673,913	\$ 10,434,429	\$ -	\$ 808,920	\$ 11,243,349	\$ 3,235,680
Recovered De-Obligations	\$ -	\$ -	\$ -	\$ -	\$ (35,048,756)	\$ -	\$ -	\$ -	\$ -	\$ (14,079,920)
Adj for Program & Unob*****	\$ -	\$ -	\$ -	\$ -	\$ (8,532,696)	\$ -	\$ -	\$ -	\$ -	\$ -
<b>Funds Not Subject to Obligational Limit</b>										
TIFIA	\$ -	\$ -	\$ 34,221,205	\$ 34,221,205	\$ 34,221,205	\$ -	\$ -	\$ -	\$ -	\$ -
TIGER Grants	\$ -	\$ -	\$ -	\$ -	\$ -	\$ -	\$ -	\$ -	\$ -	\$ -
Bridge Special	\$ 48,000	\$ -	\$ -	\$ 48,000	\$ 48,000	\$ 1,220,580	\$ 304,200	\$ 61,029	\$ 1,585,809	\$ 1,220,580
NSTI National Summer Transportation Institute	\$ 20,000	\$ -	\$ -	\$ 20,000	\$ 20,000	\$ -	\$ -	\$ -	\$ -	\$ 20,000
FHWA Earmarks	\$ 10,614,421	\$ -	\$ 409,840	\$ 11,024,262	\$ 11,024,262	\$ -	\$ -	\$ 855,680	\$ 855,680	\$ 8,089,343
Training and Education	\$ 150,000	\$ -	\$ -	\$ 150,000	\$ 150,000	\$ -	\$ -	\$ -	\$ -	\$ -
National Highway (NHPP) Exempt	\$ 2,480,907	\$ -	\$ -	\$ 2,480,907	\$ -	\$ 9,685,479	\$ -	\$ -	\$ 9,685,479	\$ -
Redistribution (Year End)	\$ 16,282,301	\$ -	\$ -	\$ 16,282,301	\$ -	\$ -	\$ -	\$ -	\$ -	\$ -
STIC Funding	\$ 182,400	\$ -	\$ -	\$ 182,400	\$ 182,400	\$ 66,400	\$ -	\$ -	\$ 66,400	\$ 80,000
Toll Credit	\$ -	\$ -	\$ -	\$ -	\$ 33,770,723	\$ -	\$ -	\$ -	\$ -	\$ 32,170,085
<b>Total</b>	<b>\$ 191,658,996</b>	<b>\$ -</b>	<b>\$ 36,812,454</b>	<b>\$ 228,471,450</b>	<b>\$ 217,238,764</b>	<b>\$ 217,381,358</b>	<b>\$ 304,200</b>	<b>\$ 9,008,728</b>	<b>\$ 226,694,287</b>	<b>\$ 182,406,538</b>
<b>Estimated Constraint Limit**</b>	<b>\$ 150,830,707</b>	<b>\$ -</b>	<b>\$ -</b>	<b>\$ -</b>	<b>\$ -</b>	<b>\$ 162,520,603</b>	<b>\$ -</b>	<b>\$ -</b>	<b>\$ -</b>	<b>\$ -</b>
<b>Funds Not Subject to Obligational Limit</b>	<b>\$ 29,778,029</b>	<b>\$ -</b>	<b>\$ -</b>	<b>\$ -</b>	<b>\$ -</b>	<b>\$ 10,972,459</b>	<b>\$ -</b>	<b>\$ -</b>	<b>\$ -</b>	<b>\$ -</b>
<b>Adjusted Total</b>	<b>\$ 180,608,736</b>	<b>\$ -</b>	<b>\$ 36,812,454</b>	<b>\$ 217,421,190</b>	<b>\$ 217,238,764</b>	<b>\$ 173,493,062</b>	<b>\$ -</b>	<b>\$ 9,008,728</b>	<b>\$ 182,501,791</b>	<b>\$ 182,406,538</b>
<b>FTA (Federal-Aid with Match)***</b>										
FTAS307	\$ 7,553,310	\$ 567,254	\$ 4,159,079	\$ 12,279,643	\$ 12,267,191	\$ 7,779,909.30	\$ -	\$ 4,408,748	\$ 12,188,657	\$ 14,453,345
FTAS307_NHDOT	\$ 2,718,719	\$ -	\$ 679,680	\$ 3,398,399	\$ 8,007,211	\$ 2,800,281	\$ -	\$ 803,191	\$ 3,603,471	\$ 4,015,954
FTAS307_NHDOT (Prior Year Carry Over)*****	\$ 3,696,000	\$ -	\$ 924,000	\$ 4,620,000	\$ -	\$ 3,806,880	\$ -	\$ 947,562	\$ 4,754,442	\$ -
FTAS309 (Prior Year Carry Over)	\$ -	\$ -	\$ -	\$ -	\$ -	\$ -	\$ -	\$ -	\$ -	\$ -
FTAS310 (includes future STP-Flex transfers)	\$ 2,004,646	\$ -	\$ 509,287	\$ 2,513,933	\$ 1,776,977	\$ 2,064,785	\$ -	\$ 446,783	\$ 2,511,568	\$ 2,233,914
FTAS311	\$ 8,232,148	\$ -	\$ 159,378	\$ 8,391,526	\$ 7,976,888	\$ 8,479,112	\$ -	\$ 4,281,941	\$ 12,761,054	\$ 8,563,883
FTAS339	\$ 2,250,582	\$ 281,323	\$ 281,323	\$ 2,813,228	\$ 3,626,160	\$ 2,318,099	\$ -	\$ 868,612	\$ 3,186,712	\$ 4,343,061
FTAS339 (Prior Year Carry Over)	\$ 660,000	\$ 82,500	\$ 82,500	\$ 825,000	\$ -	\$ 679,800	\$ -	\$ 84,604	\$ 764,404	\$ -
<b>Total</b>	<b>\$ 27,115,405</b>	<b>\$ 931,077</b>	<b>\$ 6,795,247</b>	<b>\$ 34,841,728</b>	<b>\$ 33,654,427</b>	<b>\$ 27,928,867</b>	<b>\$ -</b>	<b>\$ 11,841,441</b>	<b>\$ 39,770,308</b>	<b>\$ 33,610,156</b>
<b>FHWA/FTA Total</b>	<b>\$ 207,724,141</b>	<b>\$ 931,077</b>	<b>\$ 43,607,701</b>	<b>\$ 252,262,919</b>	<b>\$ 250,893,190</b>	<b>\$ 201,421,930</b>	<b>\$ -</b>	<b>\$ 20,850,169</b>	<b>\$ 222,272,099</b>	<b>\$ 216,016,694</b>
<b>Innovated Financing</b>										
GARVEE Bond Funds ****	\$ -	\$ -	\$ -	\$ -	\$ -	\$ -	\$ -	\$ -	\$ -	\$ -
<b>Total</b>	<b>\$ -</b>	<b>\$ -</b>	<b>\$ -</b>	<b>\$ -</b>	<b>\$ -</b>	<b>\$ -</b>	<b>\$ -</b>	<b>\$ -</b>	<b>\$ -</b>	<b>\$ -</b>
<b>StateFund Sources</b>										
Turnpike Capital	\$ -	\$ 23,883,082	\$ -	\$ 23,883,082	\$ 23,883,082	\$ -	\$ 25,537,628	\$ -	\$ 25,537,628	\$ 25,537,628
Turnpike Program	\$ -	\$ 28,084	\$ -	\$ 28,084	\$ 28,084	\$ -	\$ 27,441.48	\$ -	\$ 27,441.48	\$ 27,441.48
Turnpike Renewal & Replacement	\$ -	\$ -	\$ -	\$ -	\$ -	\$ 1,800,000	\$ -	\$ 1,800,000.00	\$ 1,800,000.00	\$ 1,800,000.00
<b>Total</b>	<b>\$ -</b>	<b>\$ 23,911,166</b>	<b>\$ -</b>	<b>\$ 23,911,166</b>	<b>\$ 23,911,166</b>	<b>\$ 1,800,000</b>	<b>\$ -</b>	<b>\$ 27,365,069</b>	<b>\$ 27,365,069</b>	<b>\$ 27,365,070</b>
<b>ALL SOURCES Total</b>	<b>\$ 207,724,141</b>	<b>\$ 24,842,243</b>	<b>\$ 43,607,701</b>	<b>\$ 276,174,084</b>	<b>\$ 274,804,356</b>	<b>\$ 201,421,930</b>	<b>\$ 27,365,069</b>	<b>\$ 20,850,169</b>	<b>\$ 249,637,169</b>	<b>\$ 243,381,764</b>

All FY 2017 figures based on A03

\* Federal Resources for FY 2018 based on Apportioned Funds from Status of Funds 2/1/2018

\*\* Constraint Limits

FY 19 Based on FY 18 Multiplied by FAST Act Escalation of 1.0226

FY 20 Based on FY 19 Multiplied by FAST Act Escalation of 1.0239

\*\*\* FTA Current Year Available funds and prior grant funds.

\*\*\*\* Anticipated GARVEE Bonds

\*\*\*\*\* Adj for Program & Unob - Adjustments for amounts programmed but not obligated.

\*\*\*\*\*Includes CMAQ funds transferred to FTA

Redistribution is based on monthly reporting by NHDOT Bureau of Finance

	2019					2020				
	Improvement Program					Improvement Program				
	*Federal Resources	State Resource	Local/Other Resource	Total Resource	Total Programmed	*Federal Resources	State Resource	Local/Other Resource	Total Resource	Total Programmed
Available	Available	Available	Available	Inflated	Available	Available	Available	Available	Inflated	
<b>FHWA (Federal-Aid with Match)</b>										
Bridge Off System	\$ -	\$ -	\$ 925,000	\$ 925,000	\$ 3,700,000	\$ -	\$ -	\$ 925,000	\$ 925,000	\$ 3,700,000
Bridge On System	\$ -	\$ -	\$ -	\$ -	\$ -	\$ -	\$ -	\$ -	\$ -	\$ -
Bridge On/Off System	\$ -	\$ -	\$ -	\$ -	\$ 225,610	\$ -	\$ -	\$ 694,089	\$ 694,089	\$ 2,776,357
Congestion Mitigation and Air Quality Program	\$ 26,762,422	\$ -	\$ 274,446	\$ 27,036,868	\$ 5,043,751	\$ 27,402,044	\$ -	\$ 2,151,244	\$ 29,553,287	\$ 6,428,884
Highway Safety Improvement Program (HSIP)	\$ 11,464,040	\$ -	\$ -	\$ 11,464,040	\$ 8,740,936	\$ 11,738,030	\$ -	\$ 990,908	\$ 12,728,938	\$ 8,918,173
Interstate Maintenance	\$ -	\$ -	\$ -	\$ -	\$ -	\$ -	\$ -	\$ -	\$ -	\$ -
National Highway Freight	\$ 5,000,844	\$ -	\$ -	\$ 5,000,844	\$ -	\$ 5,120,364	\$ -	\$ -	\$ 5,120,364	\$ -
National Highway System	\$ 98,694,014	\$ -	\$ 3,000	\$ 98,697,014	\$ 42,582,453	\$ 101,052,800	\$ -	\$ 7,221,176	\$ 108,273,977	\$ 28,890,346
Recreational Trails	\$ 3,649,130	\$ -	\$ 312,500	\$ 3,961,630	\$ 1,250,000	\$ 3,736,344	\$ -	\$ 312,500	\$ 4,048,844	\$ 1,250,000
Redistribution	\$ 354,231	\$ -	\$ -	\$ 354,231	\$ -	\$ 362,697	\$ -	\$ -	\$ 362,697	\$ -
RL - Rail Highway	\$ 1,983,662	\$ -	\$ -	\$ 1,983,662	\$ 1,044,000	\$ 2,031,071	\$ -	\$ 116,000	\$ 2,147,071	\$ 1,044,000
Safe Routes to School	\$ 1,148,330	\$ -	\$ -	\$ 1,148,330	\$ -	\$ 1,175,775	\$ -	\$ -	\$ 1,175,775	\$ -
STP-5 to 200K	\$ 8,049,146	\$ -	\$ 523,748	\$ 8,572,894	\$ 7,163,659	\$ 8,241,521	\$ -	\$ 1,509,645	\$ 9,751,166	\$ 6,038,579
STP-Areas Less Than 200K	\$ -	\$ -	\$ -	\$ -	\$ 2,916,522	\$ -	\$ -	\$ -	\$ -	\$ -
STP-Areas Over 200K	\$ 14,806,576	\$ -	\$ 512,750	\$ 15,319,326	\$ 3,947,056	\$ 15,160,453	\$ -	\$ 1,662,661	\$ 16,823,115	\$ 6,650,645
STP-DBE	\$ 44,576	\$ -	\$ -	\$ 44,576	\$ 95,000	\$ 45,642	\$ -	\$ -	\$ 45,642	\$ 95,000
STP-Enhancement	\$ 4,810	\$ -	\$ -	\$ 4,810	\$ -	\$ 4,925	\$ -	\$ -	\$ 4,925	\$ -
STP-Hazard Elimination	\$ 19,748	\$ -	\$ -	\$ 19,748	\$ -	\$ 20,220	\$ -	\$ -	\$ 20,220	\$ -
STP-Non Urban Areas Under 5K	\$ 956,657	\$ -	\$ -	\$ 956,657	\$ 1,961,660	\$ 979,521	\$ -	\$ 363,541	\$ 1,343,062	\$ 1,454,164
STP-Off System Bridge	\$ 8,540,752	\$ -	\$ -	\$ 8,540,752	\$ 211,200	\$ 8,744,876	\$ -	\$ -	\$ 8,744,876	\$ 67,683
STP-Rail	\$ -	\$ -	\$ -	\$ -	\$ -	\$ -	\$ -	\$ -	\$ -	\$ -
STP-Safety	\$ -	\$ -	\$ -	\$ -	\$ 160,000	\$ -	\$ -	\$ -	\$ 16,921	\$ 160,000
STP-State Flexible	\$ 18,924,556	\$ -	\$ 816,114	\$ 19,740,670	\$ 63,012,093	\$ 19,376,853	\$ -	\$ 18,452,884	\$ 37,829,737	\$ 73,811,536
TAP - Transportation Alternatives	\$ 10,670,247	\$ -	\$ 638,400	\$ 11,308,647	\$ 2,553,600	\$ 10,925,266	\$ -	\$ 645,579	\$ 11,570,845	\$ 2,582,314
NTSI National Summer Transportation Institute	\$ -	\$ -	\$ -	\$ -	\$ 20,000	\$ -	\$ -	\$ -	\$ -	\$ 20,000
Recovered De-Obligations	\$ -	\$ -	\$ -	\$ -	\$ -	\$ -	\$ -	\$ -	\$ -	\$ -
<b>Funds Not Subject to Obligational Limit</b>										
TIFIA	\$ -	\$ -	\$ -	\$ -	\$ 5,222,652	\$ -	\$ -	\$ -	\$ -	\$ 5,355,830
TIGER Grants	\$ -	\$ -	\$ -	\$ -	\$ -	\$ -	\$ -	\$ -	\$ -	\$ -
Bridge Special	\$ 1,248,165	\$ 483,070	\$ 273,930	\$ 2,005,165	\$ 1,804,880	\$ 1,277,996	\$ -	\$ -	\$ 1,277,996	\$ -
FHWA Earmarks	\$ -	\$ -	\$ -	\$ -	\$ 830,823	\$ -	\$ -	\$ -	\$ -	\$ -
Training and Education	\$ -	\$ -	\$ -	\$ -	\$ -	\$ -	\$ -	\$ -	\$ -	\$ -
National Highway (NHPP) Exempt	\$ 9,904,371	\$ -	\$ -	\$ 9,904,371	\$ -	\$ 10,141,085	\$ -	\$ -	\$ 10,141,085	\$ -
Redistribution (Year End)	\$ -	\$ -	\$ -	\$ -	\$ -	\$ -	\$ -	\$ -	\$ -	\$ -
STIC Funding	\$ 67,901	\$ -	\$ -	\$ 67,901	\$ 80,000	\$ 69,523	\$ -	\$ -	\$ 69,523	\$ 80,000
Toll Credit	\$ -	\$ -	\$ -	\$ -	\$ 30,843,325	\$ -	\$ -	\$ -	\$ -	\$ 30,428,371
<b>Total</b>	<b>\$ 222,294,177</b>	<b>\$ 483,070</b>	<b>\$ 4,279,888</b>	<b>\$ 227,057,135</b>	<b>\$ 183,409,220</b>	<b>\$ 227,607,008</b>	<b>\$ -</b>	<b>\$ 35,062,148</b>	<b>\$ 262,669,155</b>	<b>\$ 179,751,881</b>
<b>Estimated Constraint Limit**</b>	<b>\$ 166,193,569</b>	<b>\$ -</b>	<b>\$ -</b>	<b>\$ -</b>	<b>\$ -</b>	<b>\$ 170,165,595</b>	<b>\$ -</b>	<b>\$ -</b>	<b>\$ -</b>	<b>\$ -</b>
<b>Funds Not Subject to Obligational Limit</b>	<b>\$ 11,220,437</b>	<b>\$ -</b>	<b>\$ -</b>	<b>\$ -</b>	<b>\$ -</b>	<b>\$ 11,488,605</b>	<b>\$ -</b>	<b>\$ -</b>	<b>\$ -</b>	<b>\$ -</b>
<b>Adjusted Total</b>	<b>\$ 177,414,006</b>	<b>\$ -</b>	<b>\$ 4,279,888</b>	<b>\$ 227,057,135</b>	<b>\$ 183,409,220</b>	<b>\$ 181,654,200</b>	<b>\$ -</b>	<b>\$ 35,062,148</b>	<b>\$ 262,669,155</b>	<b>\$ 179,751,881</b>
<b>FTA (Federal-Aid with Match)***</b>										
FTAS307	\$ 7,978,297	\$ -	\$ 4,379,849	\$ 12,358,146	\$ 12,189,049	\$ 8,181,744	\$ -	\$ 4,614,775	\$ 12,796,518	\$ 12,566,651
FTAS307_NHDOT	\$ 2,871,688	\$ -	\$ 707,139	\$ 3,578,827	\$ 3,535,694	\$ 2,944,916	\$ -	\$ 721,282	\$ 3,666,197	\$ 4,454,534
FTAS307_NHDOT (Prior Year Carry Over)*****	\$ 3,903,955	\$ -	\$ 947,562	\$ 4,851,517	\$ -	\$ 4,003,506	\$ -	\$ 971,725	\$ 4,975,231	\$ -
FTAS310	\$ 2,117,437	\$ -	\$ 422,453	\$ 2,539,890	\$ 2,112,264	\$ 2,171,432	\$ -	\$ 433,225	\$ 2,604,657	\$ 1,484,323
FTAS311	\$ 8,695,330	\$ -	\$ 4,215,022	\$ 12,910,352	\$ 8,430,045	\$ 8,917,061	\$ -	\$ 4,299,323	\$ 13,216,384	\$ 8,598,646
FTAS339	\$ 2,377,211	\$ -	\$ 785,376	\$ 3,162,587	\$ 3,926,882	\$ 2,437,830	\$ -	\$ 797,084	\$ 3,234,914	\$ 4,019,804
FTAS339 (Prior Year Carry Over)	\$ 69,135	\$ -	\$ 84,604	\$ 781,739	\$ -	\$ 714,912	\$ -	\$ 86,761	\$ 801,673	\$ -
<b>Total</b>	<b>\$ 28,641,053</b>	<b>\$ -</b>	<b>\$ 11,542,006</b>	<b>\$ 40,183,059</b>	<b>\$ 30,193,934</b>	<b>\$ 29,371,400</b>	<b>\$ -</b>	<b>\$ 11,924,174</b>	<b>\$ 41,295,575</b>	<b>\$ 31,123,957</b>
<b>FHWA/FTA Total</b>	<b>\$ 206,055,059</b>	<b>\$ -</b>	<b>\$ 15,821,893</b>	<b>\$ 267,240,194</b>	<b>\$ 213,603,154</b>	<b>\$ 211,025,600</b>	<b>\$ -</b>	<b>\$ 46,986,322</b>	<b>\$ 303,964,730</b>	<b>\$ 210,875,838</b>
<b>Innovated Financing</b>										
GARVEE Bond Funds ****	\$ -	\$ -	\$ 20,424,400	\$ 20,424,400	\$ 20,424,400	\$ -	\$ -	\$ 24,790,476	\$ 24,790,476.17	\$ 24,790,476
<b>Total</b>	<b>\$ -</b>	<b>\$ -</b>	<b>\$ 20,424,400</b>	<b>\$ 20,424,400</b>	<b>\$ 20,424,400</b>	<b>\$ -</b>	<b>\$ -</b>	<b>\$ 24,790,476</b>	<b>\$ 24,790,476</b>	<b>\$ 24,790,476</b>
<b>StateFund Sources</b>										
Turnpike Capital	\$ -	\$ 35,238,394	\$ -	\$ 35,238,394	\$ 35,238,394	\$ -	\$ 43,176,543	\$ -	\$ 43,176,543.30	\$ 43,176,543
Turnpike Program	\$ -	\$ 2,299	\$ -	\$ 2,299	\$ 2,299	\$ -	\$ -	\$ -	\$ -	\$ -
Turnpike Renewal & Replacement	\$ -	\$ 5,742,800	\$ -	\$ 5,742,800	\$ 5,742,800	\$ -	\$ 4,069,886	\$ -	\$ 4,069,886	\$ 4,069,886
<b>Total</b>	<b>\$ -</b>	<b>\$ 40,983,493</b>	<b>\$ -</b>	<b>\$ 40,983,493</b>	<b>\$ 40,983,493</b>	<b>\$ -</b>	<b>\$ 47,246,430</b>	<b>\$ -</b>	<b>\$ 47,246,430</b>	<b>\$ 47,246,430</b>
<b>ALL SOURCES Total</b>	<b>\$ 206,055,059</b>	<b>\$ 40,983,493</b>	<b>\$ 36,246,293</b>	<b>\$ 328,648,087</b>	<b>\$ 275,011,047</b>	<b>\$ 211,025,600</b>	<b>\$ 47,246,430</b>	<b>\$ 71,776,798</b>	<b>\$ 376,001,636</b>	<b>\$ 282,912,744</b>

All FY 2017 figures based on A03  
\* Federal Resources for FY 2018 based on Apportioned Funds from Status of Funds 2/1/2018  
\*\* Constraint Limits  
FY 19 Based on FY 18 Multiplied by FAST Act Escalation of 1.0226  
FY 20 Based on FY 19 Multiplied by FAST Act Escalation of 1.0239  
\*\*\* FTA Current Year Available funds and prior grant funds.  
\*\*\*\* Anticipated GARVEE Bonds  
\*\*\*\*\*Includes CMAQ funds transferred to FTA  
Redistribution is based on monthly reporting by NHDOT Bureau of Finance

**APPENDIX C**  
**PUBLIC COMMENTS**

No written comments on STIP Amendment 4 were received by NRPC. At the Public Hearing held in conjunction with the NRPC MPO meeting of March 21, 2018, the Chairman of the Pelham Board of Selectmen, also an NRPC Commissioner, requested that the construction phase of Project 41751, intersection improvements on Route 128 in Pelham funded through CMAQ, be expedited from 2021 to 2020. The significant financial contribution being made by the Town toward the project served as the basis for this request. Local funding for the project was approved by warrant article at the Pelham Town Meeting of March, 2018.



**APPENDIX D**  
**APPROVAL LETTERS**



March 30, 2018

Mr. William Watson, Administrator  
NH Department of Transportation  
7 Hazen Drive, P.O. Box 483  
Concord, NH 03302

**RE: 2017 – 2020 TIP Amendment #4**

Dear Mr. Watson:

The purpose of this letter is to inform you that the Nashua Regional Planning Commission (NRPC) has considered the proposed adjustments listed in the State Transportation Improvement Program (STIP) Amendment #4 and voted to amend the NRPC 2017-2020 Transportation Improvement Program (TIP). One comment was received at the Public Hearing held during the NRPC meeting from a Pelham Commissioner, who requested that the construction phase of Project 41751, intersection improvements on Route 128 in Pelham funded through CMAQ, be expedited from 2021 to 2020. The significant financial contribution being made by the Town toward the project served as the basis for this request.

For consistency with the Amended TIP, NRPC has also amended the project list and fiscal constraint analysis in its Metropolitan Transportation Plan (MTP), adopted on December 21, 2016 and amended on December 20, 2017. The Amended TIP remains consistent with the applicable project prioritization and selection process as articulated in both documents.

The proposed changes made by Amendment #4 to the NRPC TIP and MTP meet all applicable conformity requirements under the conformity rule. As of July 20, 2013, all of New Hampshire is unclassifiable / attainment for the 2008 8-Hour Ozone National Ambient Air Quality Standard (the 2008 ozone standard) and as of April 6, 2015, the 1997 8-Hour Ozone National Ambient Air Quality Standard (the 1997 ozone standard) is revoked for all purposes, including transportation conformity, in the Boston-Manchester-Portsmouth (SE) NH area. In addition, on March 10, 2014, the U.S. Environmental Protection Agency approved a limited maintenance plan to address Carbon Monoxide (CO) for the City of Nashua satisfying the need for future regional CO emission analyses. Therefore, NRPC no longer conducts a regional emission analysis for ozone or (CO). However, all other transportation conformity requirements under 40 CFR 93.109(b) continue to apply, including project level conformity determinations based on carbon monoxide hot spot analyses under 40 CFR 93.116.

B. Watson  
March 30, 2018  
Page 2 of 2


Consistent with the Nashua MPO Public Involvement Procedures, and Federal and State regulations, NRPC placed a legal notice in the Nashua Telegraph and on the NRPC website. A public comment period was held from February 14, 2018 through March 15, 2018. There were no comments received other than the one expressed at the NRPC meeting.

The Nashua Regional Planning Commission voted to approve the proposed changes in Amendment #4, recognizing that the Amendment conforms to the specified emission budget in the State Implementation Plan and that the New Hampshire Department of Transportation has maintained fiscal constraint of the STIP.

If you have any questions or comments regarding the proposed amendment, please feel free to contact me at your convenience. I can be reached at [jaym@nashuarpc.org](mailto:jaym@nashuarpc.org) or 424-2240 x 28. Thank you.

Sincerely,

**NASHUA REGIONAL PLANNING COMMISSION**



Jay Minkarah, Executive Director

cc: Linda Dusenberry – NHDOT, William Rose – NHDOT, Leigh Levine – FHWA, Leah Sirmin – FTA